# INFORMACION ECONOMICA PECUARIA 14

**Confederación Nacional de Organizaciones Ganaderas**
**www.cnog.com.mx**

## *Consejo Directivo*

*Sr. Oswaldo Cházaro Montalvo*
*Presidente*

*M.V.Z. Salvador Alvarez Morán*
*Secretario*

*Ing. Antonio Manuel García Garza*
*Tesorero*

## *Vocales*

*Lic. Alfonso Elías Serrano*
*Sr. Gabriel Cue Sacre*
*Lic. David Galván Ancira*
*C.P. Eugenio Benavides Benavides*
*L.A.E. Pedro Fonz Ramos*
*Ing. Miguel Angel Sanmiguel Flores*
*C.P. Carlos Fernández Gómez*
*M.V.Z. Juan de Dios Arteaga Castelán*
*Lic. Héctor Méndez De Lara*
*Ing. Manuel González Felán*
*Lic. Antonio López Orta García*
*M.V.Z. Alfonso De Vega*
*Sr. José Julian LLaguno Ibargüengoitia*

## *Consejo de Vigilancia*

*Sr. César Gabriel Fernández Díaz*
*Dr. Pedro Muñoz Pérez*
*Sr. Ricardo Pérez Gómez*


## *Compilación*


*Dirección de Estudios Económicos y Comercio Internacional*
*Lic. Andrés Piedra Ibarra*
*Lic. Carmen Ramos Ortiz*
*Liliana Sánchez Mayorga*

# Información Económica Pecuaria

# No. 14

**Confederación Nacional de Organizaciones Ganaderas**

# Presentación.

*La Confederación Nacional de Organizaciones Ganaderas al publicar este duodécimo número de Información Económica Pecuaria, se complace en ponerlo a la disposición de sus agremiados y de las personas interesadas en el comportamiento del sector pecuario nacional.*

*Esta publicación recopila la información producto del programa cotidiano de nuestra organización, información que al sistematizarse conforma un complejo instrumento de análisis que puede ser la base de de los elementos de juicio necesarios para tomar decisiones en el actual entorno económico nacional, que se caracteriza por la mayor integración de nuestra economía a más amplios y competitivos mercados.*

*La información que se integra en esta publicación abarca, producción, sacrificio, el comercio exterior, consumo nacional aparente y precio de los principales productos pecuarios hasta diciembre del año 2004.*

*La Confederación Nacional de Organizaciones Ganaderas manifiesta su reconocimiento a la Secretaría de Agricultura, Ganadería, Desarrollo Rural, Pesca y Alimentación; Secretaría de Economía; Secretaría de Hacienda y Crédito Público y a las instituciones vinculadas a nuestro sector, sin cuyas estadísticas no hubiera sido posible elaborar este trabajo. A los usuarios les agradeceríamos nos hicieran llegar sus sugerencias, que habrán de ser tomadas en consideración en la compilación de los próximos números, a efecto de mejorar este instrumento de análisis.*

# PRODUCTO INTERNO BRUTO

# PRODUCTO INTERNO BRUTO TRIMESTRAL

**A Precios de 1993**
**Valores Absolutos**
**(Millones de Pesos a Precios de 1993)**

| PERIODO | Total a/ | Agropecuario, Silvicultura y Pesca a/ | Industria Manufacturera a/ | Productos Alimenticios, Bebidas y Tabaco a/ |
|---|---|---|---|---|
| **1980/01** | 938,135.47 | 64,326.80 | 162,833.71 | 42,666.81 |
| **1980/02** | 935,461.21 | 57,689.20 | 166,950.09 | 42,129.95 |
| **1980/03** | 925,245.32 | 61,173.57 | 167,237.70 | 40,606.00 |
| **1980/04** | 995,587.27 | 63,520.86 | 173,172.65 | 42,576.90 |
| **1981/01** | 1,015,502.55 | 67,282.37 | 172,844.71 | 43,206.37 |
| **1981/02** | 1,031,140.56 | 63,751.17 | 179,086.92 | 44,180.26 |
| **1981/03** | 1,004,063.39 | 64,599.72 | 181,344.20 | 43,263.45 |
| **1981/04** | 1,067,220.88 | 70,217.90 | 181,274.31 | 44,812.63 |
| **1982/01** | 1,046,416.96 | 71,353.84 | 179,549.32 | 47,171.57 |
| **1982/02** | 1,036,684.78 | 65,689.17 | 178,783.26 | 47,265.28 |
| **1982/03** | 996,733.15 | 60,694.90 | 169,851.28 | 44,671.94 |
| **1982/04** | 1,016,645.99 | 62,107.69 | 166,252.00 | 44,793.74 |
| **1983/01** | 1,004,290.24 | 67,663.99 | 159,512.61 | 45,138.38 |
| **1983/02** | 986,439.94 | 63,255.88 | 162,234.98 | 46,617.41 |
| **1983/03** | 955,681.79 | 62,975.55 | 157,190.83 | 43,244.85 |
| **1983/04** | 1,007,248.32 | 71,150.31 | 157,024.56 | 43,945.49 |
| **1984/01** | 1,037,161.86 | 68,112.91 | 162,714.67 | 46,334.54 |
| **1984/02** | 1,015,362.06 | 66,443.83 | 167,581.82 | 45,703.94 |
| **1984/03** | 1,000,452.05 | 64,469.33 | 169,727.39 | 44,806.92 |
| **1984/04** | 1,035,536.33 | 69,756.76 | 168,207.58 | 44,592.89 |
| **1985/01** | 1,054,820.31 | 67,210.11 | 175,031.78 | 47,653.56 |
| **1985/02** | 1,052,453.71 | 72,311.54 | 180,152.92 | 47,386.62 |
| **1985/03** | 1,012,227.09 | 64,408.11 | 180,506.45 | 46,610.45 |
| **1985/04** | 1,058,455.30 | 72,986.97 | 176,153.62 | 47,196.52 |
| **1986/01** | 1,023,030.04 | 71,391.24 | 172,023.40 | 49,148.04 |
| **1986/02** | 1,047,877.71 | 69,458.08 | 176,233.70 | 48,845.60 |
| **1986/03** | 964,236.77 | 64,975.19 | 163,218.39 | 45,482.68 |
| **1986/04** | 1,014,174.47 | 67,402.84 | 160,796.10 | 43,852.81 |
| **1987/01** | 1,012,635.15 | 70,776.01 | 164,389.11 | 47,100.19 |
| **1987/02** | 1,050,061.13 | 70,502.39 | 174,071.64 | 48,124.36 |
| **1987/03** | 992,042.26 | 65,122.69 | 174,740.26 | 45,803.96 |
| **1987/04** | 1,064,327.50 | 70,251.86 | 176,260.19 | 46,546.18 |
| **1988/01** | 1,038,644.47 | 68,422.31 | 173,783.87 | 47,296.11 |
| **1988/02** | 1,061,388.15 | 68,245.19 | 178,473.59 | 47,774.83 |
| **1988/03** | 993,273.99 | 62,204.54 | 175,812.96 | 46,118.77 |
| **1988/04** | 1,078,617.80 | 68,414.53 | 185,593.87 | 48,525.89 |
| **1989/01** | 1,068,782.83 | 67,661.64 | 185,508.01 | 51,100.53 |
| **1989/02** | 1,111,605.03 | 62,777.03 | 199,597.05 | 53,063.95 |
| **1989/03** | 1,050,907.03 | 63,869.07 | 193,976.55 | 50,977.78 |
| **1989/04** | 1,111,908.26 | 69,206.99 | 190,921.97 | 49,608.83 |
| **1990/01** | 1,115,169.61 | 67,251.58 | 199,644.12 | 53,854.23 |
| **1990/02** | 1,156,561.62 | 71,131.18 | 205,268.50 | 53,917.61 |
| **1990/03** | 1,102,849.47 | 62,497.60 | 209,328.99 | 53,916.60 |
| **1990/04** | 1,193,416.59 | 81,771.94 | 207,856.41 | 52,348.42 |
| **1991/01** | 1,157,545.39 | 68,887.25 | 204,635.85 | 55,315.48 |
| **1991/02** | 1,221,763.62 | 73,400.44 | 215,566.29 | 56,384.94 |
| **1991/03** | 1,140,121.72 | 63,602.26 | 213,348.89 | 54,902.12 |
| **1991/04** | 1,241,096.45 | 83,098.35 | 216,761.09 | 54,334.21 |

# PRODUCTO INTERNO BRUTO TRIMESTRAL

**A Precios de 1993**
**Valores Absolutos**
**(Millones de Pesos a Precios de 1993)**

| PERIODO | Total a/ | Agropecuario, Silvicultura y Pesca a/ | Industria Manufacturera a/ | Productos Alimenticios, Bebidas y Tabaco a/ |
|---|---|---|---|---|
| **1992/01** | 1,211,845.49 | 63,649.13 | 219,395.09 | 56,697.01 |
| **1992/02** | 1,249,936.35 | 71,923.60 | 221,575.32 | 56,980.81 |
| **1992/03** | 1,191,295.61 | 62,800.16 | 223,947.69 | 58,297.53 |
| **1992/04** | 1,276,024.88 | 84,176.15 | 220,791.60 | 57,981.10 |
| **1993/01** | 1,248,725.34 | 71,459.15 | 219,983.27 | 60,267.80 |
| **1993/02** | 1,260,351.97 | 68,621.90 | 221,356.85 | 59,449.35 |
| **1993/03** | 1,211,579.72 | 63,941.47 | 215,687.59 | 56,431.80 |
| **1993/04** | 1,304,126.86 | 86,789.24 | 222,708.45 | 61,039.34 |
| **1994/01** | 1,277,838.03 | 69,286.90 | 220,115.54 | 60,562.82 |
| **1994/02** | 1,331,435.05 | 77,793.14 | 233,181.55 | 61,769.48 |
| **1994/03** | 1,267,386.31 | 58,257.02 | 229,090.34 | 60,315.96 |
| **1994/04** | 1,372,142.33 | 88,155.82 | 233,179.15 | 62,313.48 |
| **1995/01** | 1,272,241.55 | 72,137.69 | 223,889.45 | 63,095.60 |
| **1995/02** | 1,209,052.70 | 68,865.39 | 211,269.68 | 62,452.77 |
| **1995/03** | 1,165,580.18 | 66,115.90 | 211,592.67 | 58,148.91 |
| **1995/04** | 1,275,557.49 | 88,901.57 | 223,575.02 | 61,371.33 |
| **1996/01** | 1,273,078.05 | 76,442.38 | 234,985.18 | 64,695.07 |
| **1996/02** | 1,287,401.28 | 72,720.08 | 238,174.82 | 62,439.22 |
| **1996/03** | 1,248,665.10 | 65,886.18 | 240,081.57 | 61,259.97 |
| **1996/04** | 1,366,292.01 | 91,535.88 | 251,366.15 | 64,857.88 |
| **1997/01** | 1,331,526.94 | 77,491.78 | 248,384.58 | 64,894.62 |
| **1997/02** | 1,395,247.46 | 78,038.35 | 268,497.94 | 65,658.11 |
| **1997/03** | 1,342,047.95 | 62,816.51 | 266,575.85 | 63,187.47 |
| **1997/04** | 1,457,278.33 | 88,820.37 | 276,995.32 | 67,714.54 |
| **1998/01** | 1,431,861.73 | 77,621.39 | 277,455.23 | 68,928.85 |
| **1998/02** | 1,455,594.11 | 73,703.77 | 285,566.02 | 70,617.58 |
| **1998/03** | 1,412,881.99 | 66,713.55 | 286,984.21 | 67,822.95 |
| **1998/04** | 1,496,902.41 | 91,552.23 | 288,565.39 | 71,333.12 |
| **1999/01** | 1,462,740.22 | 81,669.57 | 282,241.17 | 71,454.27 |
| **1999/02** | 1,506,307.51 | 75,193.20 | 299,610.24 | 72,971.09 |
| **1999/03** | 1,475,502.42 | 68,817.79 | 302,350.95 | 70,633.34 |
| **1999/04** | 1,577,232.01 | 95,107.05 | 302,322.74 | 74,840.57 |
| **2000/01** | 1,571,295.90 | 81,004.55 | 309,368.99 | 76,093.20 |
| **2000/02** | 1,617,057.39 | 79,849.37 | 321,002.23 | 75,527.29 |
| **2000/03** | 1,579,482.69 | 68,686.41 | 323,620.09 | 73,927.30 |
| **2000/04** | 1,651,503.31 | 93,026.20 | 314,375.18 | 75,780.09 |
| **2001/01** | 1,601,651.82 | 76,587.32 | 304,883.74 | 77,002.57 |
| **2001/02** | 1,619,638.42 | 83,815.31 | 309,921.61 | 77,659.49 |
| **2001/03** | 1,558,906.27 | 74,125.17 | 305,528.85 | 75,461.85 |
| **2001/04** | 1,629,065.43 | 99,299.33 | 299,627.76 | 78,035.97 |
| **2002/01/P** | 1,564,985.78 | 79,230.64 | 288,588.35 | 77,998.39 |
| **2002/02** | 1,650,489.18 | 83,193.24 | 316,365.83 | 79,966.06 |
| **2002/03** | 1,585,255.70 | 74,620.60 | 306,102.67 | 76,994.34 |
| **2002/04** | 1,661,515.65 | 96,983.23 | 300,958.84 | 79,205.98 |
| **2003/01** | 1,603,830.00 | 80,158.40 | 294,004.03 | 79,254.38 |
| **2003/02** | 1,651,961.05 | 86,345.89 | 304,303.56 | 80,581.05 |
| **2003/03** | 1,600,332.86 | 77,210.99 | 297,801.34 | 78,462.73 |
| **2003/04** | 1,697,059.88 | 101,982.40 | 300,401.02 | 81,247.46 |

# PRODUCTO INTERNO BRUTO TRIMESTRAL

**A Precios de 1993**
**Valores Absolutos**
**(Millones de Pesos a Precios de 1993)**

| PERIODO | Total a/ | Agropecuario, Silvicultura y Pesca a/ | Industria Manufacturera a/ | Productos Alimenticios, Bebidas y Tabaco a/ |
|---|---|---|---|---|
| **2004/01** | 1,666,604.07 | 85,828.41 | 301,619.64 | 81,432.45 |
| **2004/02** | 1,719,325.19 | 92,334.08 | 315,805.22 | 82,413.37 |
| **2004/03** | 1,673,284.71 | 76,336.34 | 312,664.43 | 80,227.15 |
| **2004/04** | 1,779,907.28 | 104,938.33 | 311,290.73 | 84,044.81 |

**a/ Las cifras estan referidas al año base de 1993 como nuevo periodo de referencia para los cálculos a precios constantes. Así la nueva base de ponderaciones (1993=100) sustituye a la que se venía utilizando y cuya referencia era el año de 1980**
**FUENTE: INEGI. Sistema de Cuentas Nacionales de México**

# ESTADÍSTICAS DE CONTABILIDAD NACIONAL

**Sistema de Cuentas Nacionales de México**
**Cuentas de Producción**
**Valor Agregado Bruto**
**A Precios Constantes de 1993**
**1 Agropecuario, Silvicultura y Pesca**
**(Miles de Pesos a Precios de 1993)**

| PERIODO | Total | Agricultura | Ganadería | Silvicultura | Pesca |
|---|---|---|---|---|---|
| **1988** | 65,980,256 | 45,382,862 | 15,354,833 | 3,405,165 | 1,837,396 |
| **1989** | 65,891,835 | 45,047,734 | 15,520,779 | 3,407,269 | 1,916,053 |
| **1990** | 69,603,945 | 48,509,776 | 15,784,043 | 3,311,177 | 1,998,949 |
| **1991** | 71,221,943 | 48,888,432 | 17,058,131 | 3,278,357 | 1,997,023 |
| **1992** | 70,533,130 | 48,055,307 | 17,335,491 | 3,300,349 | 1,841,983 |
| **1993** | 72,702,941 | 49,659,235 | 17,815,946 | 3,133,386 | 2,094,374 |
| **1994** | 72,833,904 | 50,262,083 | 17,248,783 | 3,191,283 | 2,131,755 |
| **1995** | 74,168,209 | 52,004,445 | 16,844,917 | 2,970,524 | 2,348,323 |
| **1996** | 76,983,581 | 54,565,558 | 16,796,845 | 3,162,484 | 2,458,694 |
| **1997** | 77,105,776 | 54,429,212 | 16,885,819 | 3,380,267 | 2,410,478 |
| **1998** | 79,438,586 | 56,403,976 | 17,380,473 | 3,535,395 | 2,118,742 |
| **1999** | 80,627,331 | 56,832,244 | 17,956,734 | 3,639,052 | 2,199,301 |
| **2000** | 80,934,684 | 56,288,774 | 18,563,970 | 3,869,941 | 2,211,999 |
| **2001** | 85,742,277 | 60,488,563 | 19,273,328 | 3,644,801 | 2,335,585 |
| **2002** | 84,932,998 | 59,459,447 | 19,744,631 | 3,418,590 | 2,310,330 |
| **2003** | 88,386,535 | 62,075,554 | 20,197,916 | 3,472,039 | 2,641,026 |

**FUENTE: INEGI. Sistema de Cuentas Nacionales de México.**

# ESTADÍSTICAS DE CONTABILIDAD NACIONAL

**Sistema de Cuentas Nacionales de México**
**Cuentas de Producción**
**Valor Agregado Bruto**
**A Precios Constantes de 1993**
**3 Industria Manufacturera**
**I Productos Alimenticios Bebidas y Tabaco**
**(Miles de Pesos a Precios de 1993)**

| PERIODO | Total | 11 Carnes y Lácteos | 17 Aceites y Grasas Comestibles | 18 Alimentos para Animales |
|---|---|---|---|---|
| **1988** | 47,428,900 | 8,675,634 | 1,625,452 | 988,252 |
| **1989** | 51,187,772 | 8,927,007 | 1,651,003 | 1,034,941 |
| **1990** | 53,509,214 | 9,486,969 | 1,690,313 | 1,017,154 |
| **1991** | 55,234,187 | 10,294,537 | 1,831,827 | 1,083,853 |
| **1992** | 57,489,113 | 11,280,145 | 1,910,447 | 1,121,649 |
| **1993** | 59,297,072 | 12,217,404 | 1,965,480 | 1,111,644 |
| **1994** | 61,240,436 | 12,766,407 | 2,016,582 | 1,102,751 |
| **1995** | 61,267,151 | 12,778,508 | 1,966,167 | 1,017,839 |
| **1996** | 63,313,035 | 12,918,637 | 1,975,998 | 960,840 |
| **1997** | 65,363,685 | 13,316,209 | 1,910,790 | 982,939 |
| **1998** | 69,675,624 | 14,116,320 | 2,033,081 | 1,095,977 |
| **1999** | 72,474,821 | 14,778,903 | 2,197,761 | 1,191,327 |
| **2000** | 75,331,969 | 15,944,190 | 2,219,739 | 1,202,049 |
| **2001** | 77,039,970 | 16,354,721 | 2,290,771 | 1,300,617 |
| **2002** | 78,541,191 | 16,890,277 | 2,272,445 | 1,325,329 |
| **2003** | 79,886,405 | 17,522,757 | 2,222,451 | 1,318,702 |

**FUENTE: INEGI. Sistema de Cuentas Nacionales de México.**

## PRODUCTO INTERNO BRUTO TOTAL Y DEL SECTOR ALIMENTARIO
## Cifras anualizadas 1997-99 P/
## (A precios de 1993)

| PERIODO | PIB TOTAL | AGROPECUARIO, SILVICULTURA Y PESCA | | INDUSTRIA DE ALIMENTOS, BEBIDAS Y TABACO | |
|---|---|---|---|---|---|
| | MILES DE PESOS | MILES DE PESOS | PARTICIPACION % EN EL PIB TOTAL | MILES DE PESOS | PARTICIPACION % EN EL PIB TOTAL |
| **1997** | **1,381,525.17** | **76,791.75** | **5.55** | **65,363.68** | **4.73** |
| I trimestre | 1,331,526.94 | 77,491.78 | 5.82 | 64,894.62 | 4.87 |
| II trimestre | 1,395,247.46 | 78,038.35 | 5.59 | 65,658.11 | 4.71 |
| III trimestre | 1,342,047.95 | 62,816.51 | 4.68 | 63,187.47 | 4.71 |
| IV trimestre | 1,457,278.33 | 88,820.37 | 6.09 | 67,714.54 | 4.65 |
| **1998** | **1,449,310.06** | **77,397.74** | **5.33** | **69,675.62** | **4.81** |
| I trimestre | 1,431,861.73 | 77,621.39 | 5.42 | 68,928.85 | 4.81 |
| II trimestre | 1,455,594.11 | 73,703.77 | 5.06 | 70,617.58 | 4.85 |
| III trimestre | 1,412,881.99 | 66,713.55 | 4.72 | 67,822.95 | 4.80 |
| IV trimestre | 1,496,902.41 | 91,552.23 | 6.12 | 71,333.12 | 4.77 |
| **1999** | **1,505,445.54** | **80,196.90** | **5.32** | **72,474.82** | **4.82** |
| I trimestre | 1,462,740.22 | 81,669.57 | 5.58 | 71,454.27 | 4.88 |
| II trimestre | 1,506,307.51 | 75,193.20 | 4.99 | 72,971.09 | 4.84 |
| III trimestre | 1,475,502.42 | 68,817.79 | 4.66 | 70,633.34 | 4.79 |
| IV trimestre | 1,577,232.01 | 95,107.05 | 6.03 | 74,840.57 | 4.75 |
| **2000** | **1,604,834.82** | **80,641.63** | **5.02** | **75,331.97** | **4.70** |
| I trimestre | 1,571,295.90 | 81,004.55 | 5.16 | 76,093.20 | 4.84 |
| II trimestre | 1,617,057.39 | 79,849.37 | 4.94 | 75,527.29 | 4.67 |
| III trimestre | 1,579,482.69 | 68,686.41 | 4.35 | 73,927.30 | 4.68 |
| IV trimestre | 1,651,503.31 | 93,026.20 | 5.63 | 75,780.09 | 4.59 |
| **2001** | **1,602,315.48** | **83,456.79** | **5.20** | **77,039.97** | **4.81** |
| I trimestre | 1,601,651.82 | 76,587.32 | 4.78 | 77,002.57 | 4.81 |
| II trimestre | 1,619,638.42 | 83,815.31 | 5.17 | 77,659.49 | 4.79 |
| III trimestre | 1,558,906.27 | 74,125.17 | 4.75 | 75,461.85 | 4.84 |
| IV trimestre | 1,629,065.43 | 99,299.33 | 6.10 | 78,035.97 | 4.79 |
| **2002** | **1,615,561.58** | **83,506.93** | **5.16** | **78,541.19** | **4.86** |
| I trimestre | 1,564,985.78 | 79,230.64 | 5.06 | 77,998.39 | 4.98 |
| II trimestre | 1,650,489.18 | 83,193.24 | 5.04 | 79,966.06 | 4.84 |
| III trimestre | 1,585,255.70 | 74,620.60 | 4.71 | 76,994.34 | 4.86 |
| IV trimestre | 1,661,515.65 | 96,983.23 | 5.84 | 79,205.98 | 4.77 |
| **2003** | **1,638,295.95** | **86,424.42** | **5.26** | **79,886.40** | **4.88** |
| I trimestre | 1,603,830.00 | 80,158.40 | 5.00 | 79,254.38 | 4.94 |
| II trimestre | 1,651,961.05 | 86,345.89 | 5.23 | 80,581.05 | 4.88 |
| III trimestre | 1,600,332.86 | 77,210.99 | 4.82 | 78,462.73 | 4.90 |
| IV trimestre | 1,697,059.88 | 101,982.40 | 6.01 | 81,247.46 | 4.79 |
| **2004** | **1,709,780.31** | **89,859.29** | **5.24** | **82,029.44** | **4.80** |
| I trimestre | 1,666,604.07 | 85,828.41 | 5.15 | 81,432.45 | 4.89 |
| II trimestre | 1,719,325.19 | 92,334.08 | 5.37 | 82,413.37 | 4.79 |
| III trimestre | 1,673,284.71 | 76,336.34 | 4.56 | 80,227.15 | 4.79 |
| IV trimestre | 1,779,907.28 | 104,938.33 | 5.90 | 84,044.81 | 4.72 |

FUENTE: INEGI. Dirección General de Contabilidad Nacional, Estudios Socioeconómicos y Precios, Producto Interno Bruto Trimestral. México (varios números).

# TASAS DE INTERES

## TASA DE INTERÉS NOMINAL

Tasa de Rendimiento Anual

| PERIODO | México Tasa Anualizada P1/ a/ F1/ | Estados Unidos P2/ b/ F2/ | Canadá c/ F2/ |
|---|---|---|---|
| **1993/01** | ND | 3.3 | 6.7 |
| **1993/02** | ND | 3.2 | 6.1 |
| **1993/03** | ND | 3.2 | 5.3 |
| **1993/04** | ND | 3.1 | 5.7 |
| **1993/05** | ND | 3.1 | 5.0 |
| **1993/06** | ND | 3.3 | 4.6 |
| **1993/07** | ND | 3.2 | 4.2 |
| **1993/08** | ND | 3.2 | 4.7 |
| **1993/09** | 18.7 | 3.2 | 4.8 |
| **1993/10** | 18.4 | 3.3 | 4.5 |
| **1993/11** | 18.0 | 3.4 | 4.2 |
| **1993/12** | 16.8 | 3.4 | 3.9 |
| **1994/01** | 13.9 | 3.2 | 3.8 |
| **1994/02** | 13.1 | 3.5 | 4.0 |
| **1994/03** | 13.5 | 3.9 | 5.7 |
| **1994/04** | 20.6 | 4.1 | 6.0 |
| **1994/05** | 22.7 | 4.6 | 6.2 |
| **1994/06** | 21.5 | 4.6 | 6.6 |
| **1994/07** | 22.5 | 4.8 | 5.9 |
| **1994/08** | 20.5 | 4.8 | 5.7 |
| **1994/09** | 19.6 | 5.0 | 5.3 |
| **1994/10** | 19.2 | 5.5 | 5.5 |
| **1994/11** | 20.5 | 5.8 | 6.0 |
| **1994/12** | 24.1 | 6.3 | 7.2 |
| **1995/01** | 54.0 | 6.2 | 8.5 |
| **1995/02** | 59.7 | 6.2 | 8.3 |
| **1995/03** | 90.8 | 6.2 | 8.4 |
| **1995/04** | 92.0 | 6.1 | 8.0 |
| **1995/05** | 67.2 | 6.1 | 7.5 |
| **1995/06** | 53.9 | 5.9 | 6.9 |
| **1995/07** | 47.4 | 5.8 | 6.7 |
| **1995/08** | 41.6 | 5.8 | 6.4 |
| **1995/09** | 40.1 | 5.7 | 6.7 |
| **1995/10** | 46.1 | 5.8 | 7.6 |
| **1995/11** | 63.1 | 5.7 | 6.0 |
| **1995/12** | 57.4 | 5.6 | 5.7 |
| **1996/01** | 47.5 | 5.4 | 5.2 |
| **1996/02** | 42.5 | 5.2 | 5.3 |
| **1996/03** | 47.1 | 5.3 | 5.1 |
| **1996/04** | 39.7 | 5.4 | 4.8 |
| **1996/05** | 33.2 | 5.4 | 4.8 |
| **1996/06** | 33.2 | 5.5 | 4.8 |
| **1996/07** | 35.7 | 5.5 | 4.6 |
| **1996/08** | 31.0 | 5.4 | 4.2 |
| **1996/09** | 29.2 | 5.5 | 4.0 |
| **1996/10** | 30.5 | 5.4 | 3.3 |
| **1996/11** | 34.0 | 5.4 | 2.9 |
| **1996/12** | 33.0 | 5.5 | 3.1 |
| **1997/01** | 27.4 | 5.5 | 3.2 |
| **1997/02** | 22.8 | 5.4 | 3.1 |
| **1997/03** | 25.0 | 5.6 | 3.3 |
| **1997/04** | 25.0 | 5.7 | 3.4 |
| **1997/05** | 20.2 | 5.7 | 3.3 |
| **1997/06** | 22.5 | 5.7 | 3.3 |
| **1997/07** | 20.7 | 5.6 | 3.7 |
| **1997/08** | 20.3 | 5.6 | 3.6 |
| **1997/09** | 19.8 | 5.5 | 3.6 |
| **1997/10** | 19.5 | 5.5 | 3.9 |
| **1997/11** | 21.6 | 5.6 | 4.1 |
| **1997/12** | 20.9 | 5.7 | 4.8 |

## TASA DE INTERÉS REAL

Tasa de Rendimiento Anual

| PERIODO | Tasa Anualizada P1/ a/ F1/ | Estados Unidos P1/ b/ F2/ | Canadá c/ F2/ |
|---|---|---|---|
| **1993/01** | -14.9 | -2.7 | 1.8 |
| **1993/02** | -9.7 | -1.1 | 2.3 |
| **1993/03** | -6.9 | -1.1 | 6.1 |
| **1993/04** | -6.9 | -0.2 | 5.5 |
| **1993/05** | -6.9 | 1.4 | 3.0 |
| **1993/06** | -6.7 | 1.5 | 3.6 |
| **1993/07** | -5.8 | 3.2 | 1.3 |
| **1993/08** | -6.4 | -0.2 | 3.7 |
| **1993/09** | 8.3 | 0.6 | 3.8 |
| **1993/10** | 12.2 | -1.7 | 2.6 |
| **1993/11** | 11.2 | 2.5 | -1.4 |
| **1993/12** | 6.6 | 3.3 | 5.7 |
| **1994/01** | 3.7 | -0.1 | 3.7 |
| **1994/02** | 6.1 | -0.7 | 13.1 |
| **1994/03** | 6.4 | -0.3 | 7.4 |
| **1994/04** | 12.9 | 2.3 | 4.9 |
| **1994/05** | 14.8 | 3.7 | 8.9 |
| **1994/06** | 13.5 | 0.4 | 3.7 |
| **1994/07** | 15.1 | 1.4 | 1.2 |
| **1994/08** | 13.1 | -0.1 | 4.6 |
| **1994/09** | 9.5 | 1.7 | 4.2 |
| **1994/10** | 11.4 | 4.6 | 7.2 |
| **1994/11** | 12.2 | 4.0 | -0.6 |
| **1994/12** | 11.1 | 6.1 | 5.2 |
| **1995/01** | -1.1 | 1.2 | 3.7 |
| **1995/02** | -3.0 | 1.2 | 2.2 |
| **1995/03** | -4.2 | 2.0 | 5.8 |
| **1995/04** | -26.4 | 2.0 | 4.3 |
| **1995/05** | 2.3 | 3.5 | 3.8 |
| **1995/06** | 5.6 | 3.4 | 6.7 |
| **1995/07** | 14.6 | 5.6 | 4.2 |
| **1995/08** | 15.2 | 2.5 | 8.6 |
| **1995/09** | 9.1 | 3.2 | 5.4 |
| **1995/10** | 13.5 | 1.7 | 8.5 |
| **1995/11** | 19.9 | 6.4 | 2.3 |
| **1995/12** | 6.9 | 6.3 | 7.8 |
| **1996/01** | -3.5 | -1.7 | 1.7 |
| **1996/02** | 7.8 | 1.1 | 4.0 |
| **1996/03** | 12.5 | -1.0 | 0.4 |
| **1996/04** | -0.2 | 0.6 | 1.3 |
| **1996/05** | 7.0 | 3.0 | 1.3 |
| **1996/06** | 9.4 | 4.6 | 4.7 |
| **1996/07** | 13.7 | 3.1 | 4.5 |
| **1996/08** | 11.2 | 3.0 | 4.1 |
| **1996/09** | 6.5 | 1.6 | 1.7 |
| **1996/10** | 11.8 | 1.5 | 1.0 |
| **1996/11** | 11.2 | 3.0 | -2.8 |
| **1996/12** | -9.3 | 5.4 | 3.1 |
| **1997/01** | -6.2 | 1.5 | 0.9 |
| **1997/02** | 0.5 | 1.5 | 0.8 |
| **1997/03** | 7.5 | 2.4 | 1.0 |
| **1997/04** | 9.5 | 4.1 | 3.4 |
| **1997/05** | 7.6 | 6.3 | 2.1 |
| **1997/06** | 9.7 | 4.0 | 1.0 |
| **1997/07** | 8.4 | 3.9 | 3.6 |
| **1997/08** | 7.9 | 3.2 | 1.3 |
| **1997/09** | 3.2 | 2.4 | 4.7 |
| **1997/10** | 8.3 | 2.4 | 2.7 |
| **1997/11** | 6.2 | 6.2 | 6.3 |
| **1997/12** | 2.3 | 7.0 | 5.8 |

## TASA DE INTERÉS NOMINAL

Tasa de Rendimiento Anual

| PERIODO | México Tasa Anualizada P1/ a/ F1/ | Estados Unidos P2/ b/ F2/ | Canadá c/ F2/ |
|---|---|---|---|
| **1998/01** | 19.5 | 5.4 | 4.6 |
| **1998/02** | 20.4 | 5.4 | 5.0 |
| **1998/03** | 21.4 | 5.5 | 4.8 |
| **1998/04** | 20.9 | 5.5 | 5.0 |
| **1998/05** | 19.7 | 5.5 | 5.0 |
| **1998/06** | 21.3 | 5.5 | 5.1 |
| **1998/07** | 22.2 | 5.5 | 5.1 |
| **1998/08** | 25.8 | 5.5 | 5.2 |
| **1998/09** | 38.8 | 5.3 | 5.4 |
| **1998/10** | 35.4 | 5.0 | 5.2 |
| **1998/11** | 34.1 | 5.1 | 5.1 |
| **1998/12** | 36.9 | 5.0 | 5.0 |
| **1999/01** | 34.7 | 4.8 | 5.0 |
| **1999/02** | 31.3 | 4.8 | 5.0 |
| **1999/03** | 26.2 | 4.8 | 4.9 |
| **1999/04** | 22.2 | 4.8 | 4.8 |
| **1999/05** | 22.5 | 4.8 | 4.7 |
| **1999/06** | 23.4 | 5.0 | 4.9 |
| **1999/07** | 22.0 | 5.1 | 4.9 |
| **1999/08** | 22.4 | 5.3 | 4.9 |
| **1999/09** | 21.5 | 5.3 | 4.8 |
| **1999/10** | 20.6 | 5.9 | 5.1 |
| **1999/11** | 19.3 | 5.8 | 5.1 |
| **1999/12** | 18.9 | 5.9 | 5.3 |
| **2000/01** | 18.6 | 5.7 | 5.3 |
| **2000/02** | 18.2 | 5.9 | 5.3 |
| **2000/03** | 15.7 | 6.0 | 5.5 |
| **2000/04** | 14.5 | 6.1 | 5.6 |
| **2000/05** | 15.7 | 6.5 | 6.0 |
| **2000/06** | 17.6 | 6.6 | 5.9 |
| **2000/07** | 14.9 | 6.5 | 5.9 |
| **2000/08** | 16.7 | 6.5 | 5.9 |
| **2000/09** | 16.9 | 6.5 | 5.8 |
| **2000/10** | 17.8 | 6.5 | 5.9 |
| **2000/11** | 18.5 | 6.5 | 5.9 |
| **2000/12** | 18.1 | 6.3 | 5.7 |
| **2001/01** | 18.5 | 5.5 | 5.3 |
| **2001/02** | 18.3 | 5.1 | 5.1 |
| **2001/03** | 17.4 | 4.8 | 4.7 |
| **2001/04** | 16.4 | 4.4 | 4.5 |
| **2001/05** | 13.7 | 3.9 | 4.5 |
| **2001/06** | 11.5 | 3.7 | 4.4 |
| **2001/07** | 10.9 | 3.6 | 4.2 |
| **2001/08** | 9.3 | 3.4 | 4.0 |
| **2001/09** | 10.5 | 2.8 | 3.2 |
| **2001/10** | 10.2 | 2.3 | 2.5 |
| **2001/11** | 9.1 | 2.0 | 2.2 |
| **2001/12** | 7.7 | 1.8 | 2.1 |

## TASA DE INTERÉS REAL

Tasa de Rendimiento Anual

| PERIODO | Tasa Anualizada P1/ a/ F1/ | Estados Unidos P1/ b/ F2/ | Canadá c/ F2/ |
|---|---|---|---|
| **1998/01** | -8.0 | 3.1 | -2.2 |
| **1998/02** | -2.3 | 3.1 | 3.7 |
| **1998/03** | 5.4 | 3.1 | 3.6 |
| **1998/04** | 7.8 | 3.1 | 6.0 |
| **1998/05** | 9.1 | 3.1 | 0.8 |
| **1998/06** | 4.6 | 3.9 | 2.8 |
| **1998/07** | 8.6 | 3.9 | 5.7 |
| **1998/08** | 11.6 | 3.9 | 5.1 |
| **1998/09** | 13.5 | 3.7 | 8.6 |
| **1998/10** | 13.3 | 2.0 | -0.1 |
| **1998/11** | 8.3 | 4.9 | 4.0 |
| **1998/12** | 2.5 | 5.6 | 9.1 |
| **1999/01** | -0.1 | 1.7 | 1.6 |
| **1999/02** | 11.3 | 3.2 | 5.8 |
| **1999/03** | 12.2 | 1.0 | -1.9 |
| **1999/04** | 9.1 | -4.0 | -1.9 |
| **1999/05** | 13.2 | 4.7 | 2.4 |
| **1999/06** | 13.2 | 4.9 | 2.6 |
| **1999/07** | 12.1 | 1.4 | 1.6 |
| **1999/08** | 13.5 | 2.2 | 1.5 |
| **1999/09** | 7.9 | -0.5 | 1.5 |
| **1999/10** | 11.2 | 3.6 | 3.9 |
| **1999/11** | 7.0 | 5.0 | 6.0 |
| **1999/12** | 5.3 | 5.7 | 4.1 |
| **2000/01** | 1.0 | 2.0 | 6.2 |
| **2000/02** | 6.1 | -1.4 | -1.3 |
| **2000/03** | 7.9 | -4.0 | -3.2 |
| **2000/04** | 6.7 | 5.2 | 9.8 |
| **2000/05** | 10.2 | 4.9 | -0.6 |
| **2000/06** | 9.2 | 0.1 | -1.7 |
| **2000/07** | 9.3 | 3.5 | 1.5 |
| **2000/08** | 8.9 | 6.3 | 7.9 |
| **2000/09** | 6.9 | 0.0 | 0.4 |
| **2000/10** | 8.2 | 4.2 | 3.6 |
| **2000/11** | 6.8 | 5.6 | 1.5 |
| **2000/12** | 3.7 | 6.8 | 4.5 |
| **2001/01** | 10.4 | -2.2 | 9.4 |
| **2001/02** | 17.7 | 0.2 | -0.3 |
| **2001/03** | 8.5 | 1.9 | 0.4 |
| **2001/04** | 9.2 | -0.4 | -3.9 |
| **2001/05** | 10.2 | -1.6 | -5.9 |
| **2001/06** | 8.1 | 1.6 | 3.3 |
| **2001/07** | 13.6 | 6.9 | 8.3 |
| **2001/08** | 1.8 | 3.4 | 3.9 |
| **2001/09** | -1.2 | -2.6 | 0.1 |
| **2001/10** | 4.3 | 6.3 | 8.6 |
| **2001/11** | 4.2 | 4.0 | 12.5 |
| **2001/12** | 5.8 | 6.5 | 1.0 |

## TASA DE INTERÉS NOMINAL

Tasa de Rendimiento Anual

| PERIODO | México Tasa Anualizada P1/ a/ F1/ | Estados Unidos P2/ b/ F2/ | Canadá c/ F2/ |
|---|---|---|---|
| **2002/01** | 7.7 | 1.7 | 2.1 |
| **2002/02** | 8.7 | 1.8 | 2.2 |
| **2002/03** | 8.6 | 1.9 | 2.4 |
| **2002/04** | 6.8 | 1.8 | 2.5 |
| **2002/05** | 7.7 | 1.8 | 2.7 |
| **2002/06** | 8.6 | 1.8 | 2.8 |
| **2002/07** | 8.4 | 1.8 | 2.9 |
| **2002/08** | 7.5 | 1.7 | 3.1 |
| **2002/09** | 8.5 | 1.7 | 2.9 |
| **2002/10** | 8.9 | 1.7 | 2.8 |
| **2002/11** | 8.6 | 1.4 | 2.9 |
| **2002/12** | 8.5 | 1.3 | 2.8 |
| **2003/01** | 9.5 | 1.3 | 2.9 |
| **2003/02** | 9.8 | 1.3 | 3.0 |
| **2003/03** | 10.0 | 1.2 | 3.3 |
| **2003/04** | 8.8 | 1.2 | 3.4 |
| **2003/05** | 5.9 | 1.2 | 3.3 |
| **2003/06** | 5.9 | 1.0 | 3.1 |
| **2003/07** | 5.3 | 1.0 | 2.9 |
| **2003/08** | 5.0 | 1.0 | 2.8 |
| **2003/09** | 5.1 | 1.0 | 2.6 |
| **2003/10** | 5.8 | 1.1 | 2.7 |
| **2003/11** | 5.2 | 1.1 | 2.7 |
| **2003/12** | 6.6 | 1.1 | 2.7 |
| **2004/01** | 5.5 | 1.0 | 2.4 |
| **2004/02** | 6.0 | 1.0 | 2.3 |
| **2004/03** | 6.7 | 1.0 | 2.1 |
| **2004/04** | 6.2 | 1.1 | 2.1 |
| **2004/05** | 7.1 | 1.1 | 2.1 |
| **2004/06** | 7.0 | 1.3 | 2.1 |
| **2004/07** | 7.3 | 1.5 | 2.1 |
| **2004/08** | 7.4 | 1.6 | 2.2 |
| **2004/09** | 7.8 | 1.8 | 2.5 |
| **2004/10** | 8.2 | 2.0 | 2.6 |
| **2004/11** | 8.6 | 2.2 | 2.7 |
| **2004/12** | 9.0 | 2.3 | 2.6 |

## TASA DE INTERÉS REAL

Tasa de Rendimiento Anual

| PERIODO | Tasa Anualizada P1/ a/ F1/ | Estados Unidos P1/ b/ F2/ | Canadá c/ F2/ |
|---|---|---|---|
| **2002/01** | -3.6 | -1.0 | -1.0 |
| **2002/02** | 9.2 | -3.0 | -5.1 |
| **2002/03** | 2.1 | -4.9 | -5.8 |
| **2002/04** | 0.0 | -4.9 | -4.7 |
| **2002/05** | 5.0 | 1.8 | 0.6 |
| **2002/06** | 2.4 | 1.1 | -1.3 |
| **2002/07** | 4.6 | 0.4 | -3.2 |
| **2002/08** | 2.7 | -2.3 | -2.0 |
| **2002/09** | 1.0 | -0.3 | 2.9 |
| **2002/10** | 3.2 | -0.3 | -1.2 |
| **2002/11** | -1.4 | 1.4 | -0.2 |
| **2002/12** | 2.9 | 4.0 | 6.8 |
| **2003/01** | 4.2 | -4.0 | -7.0 |
| **2003/02** | 6.1 | -7.9 | -5.9 |
| **2003/03** | 2.0 | -6.0 | -1.7 |
| **2003/04** | 6.4 | 3.8 | 12.2 |
| **2003/05** | 9.6 | 3.1 | 2.2 |
| **2003/06** | 4.7 | -0.3 | 2.1 |
| **2003/07** | 3.4 | -0.3 | 1.9 |
| **2003/08** | 1.2 | -3.5 | -0.2 |
| **2003/09** | -2.1 | -2.9 | 0.7 |
| **2003/10** | 1.2 | 2.3 | 5.6 |
| **2003/11** | -4.8 | 4.3 | -0.2 |
| **2003/12** | 1.3 | 2.3 | 1.6 |
| **2004/01** | -2.1 | -4.8 | 1.4 |
| **2004/02** | -1.4 | -5.4 | -0.7 |
| **2004/03** | 2.5 | -6.7 | -1.8 |
| **2004/04** | 4.2 | -2.8 | -0.9 |
| **2004/05** | 9.9 | -5.9 | -8.5 |
| **2004/06** | 4.9 | -2.5 | 1.1 |
| **2004/07** | 3.9 | 3.4 | 3.1 |
| **2004/08** | -0.2 | 1.0 | 4.1 |
| **2004/09** | -2.4 | -0.8 | 1.5 |
| **2004/10** | -0.4 | -4.4 | -0.3 |
| **2004/11** | -1.9 | 1.5 | -2.1 |
| **2004/12** | 6.2 | 6.7 | |

**Unidad de Medida:** Tasa de Rendimiento Anual.

**Notas:**

**a/** Papel comercial a plazo de 28 días. En noviembre del 2003 el Banco de México realizó un cambio en la metodología, por lo cual se modifico toda la serie. En mayo de 2004 el Banco de México realizó actualizaciónes a la variable Papel Comercial, a partir de octubre de 2002.

**b/** Papel comercial a plazo de 28 días.

**c/** Papel comercial a plazo de 28 días. En mayo de 2004 la Organización para la Cooperación y el Desarrllo Económico (OCDE) realizó actualizaciónes de la variable Papel Comercial, a partir de enero de 1989.

**Cifras Preliminares:**

**P1/** A partir de 2003/01.

**P2/** A partir de 2004/01.

**Fuentes:**

**F1/** INEGI, Banco de México.

**F2/** FMI. Estadísticas Financieras Internacionales.

# PRODUCCION MENSUAL

**MEXICO, CARNE DE BOVINO**

PRODUCCION MENSUAL, TONELADAS

| | Ene | Feb | Mar | Abr | May | Jun | Jul | Ago | Sep | Oct | Nov | Dic | Total |
|---|---|---|---|---|---|---|---|---|---|---|---|---|---|
| **1987** | 99,566 | 78,687 | 110,029 | 63,928 | 66,555 | 11,379 | 218,266 | 144,074 | 102,951 | 111,995 | 108,268 | 156,895 | 1,272,593 |
| **1988** | 106,510 | 88,565 | 71,383 | 104,775 | 107,998 | 77,228 | 86,240 | 115,390 | 116,605 | 50,995 | 112,386 | 179,213 | 1,217,288 |
| **1989** | 94,487 | 89,373 | 96,114 | 90,348 | 60,495 | 101,154 | 63,582 | 83,736 | 107,056 | 138,957 | 109,395 | 127,931 | 1,162,628 |
| **1990** | 93,558 | 59,637 | 123,392 | 85,897 | 89,268 | 98,902 | 62,916 | 94,224 | 56,812 | 125,592 | 93,414 | 130,307 | 1,113,919 |
| **1991** | 93,638 | 91,739 | 85,965 | 100,915 | 96,617 | 84,645 | 89,417 | 93,973 | 92,683 | 103,013 | 141,720 | 114,362 | 1,188,687 |
| **1992** | 95,168 | 94,524 | 90,051 | 92,777 | 94,285 | 101,436 | 113,614 | 109,462 | 103,294 | 110,365 | 111,239 | 130,980 | 1,247,195 |
| **1993** | 94,559 | 98,418 | 91,014 | 97,205 | 102,537 | 104,068 | 109,224 | 111,406 | 113,301 | 120,328 | 123,498 | 90,920 | 1,256,478 |
| **1994** | 95,301 | 98,036 | 100,480 | 104,811 | 106,562 | 111,991 | 124,398 | 129,148 | 138,010 | 127,579 | 100,644 | 127,751 | 1,364,711 |
| **1995** | 104,333 | 105,407 | 108,076 | 113,644 | 114,843 | 120,335 | 126,297 | 122,740 | 134,259 | 127,314 | 116,253 | 118,835 | 1,412,336 |
| **1996** | 101,135 | 106,209 | 105,904 | 104,981 | 109,178 | 108,079 | 104,698 | 109,267 | 120,687 | 120,788 | 121,249 | 99,793 | 1,311,968 |
| **1997** | 105,144 | 103,059 | 99,216 | 103,698 | 104,183 | 112,005 | 107,557 | 112,744 | 118,952 | 124,927 | 127,665 | 120,921 | 1,340,071 |
| **1998** | 103,820 | 105,063 | 105,217 | 105,256 | 108,872 | 111,571 | 113,771 | 108,337 | 111,053 | 124,430 | 131,633 | 146,006 | 1,375,029 |
| **1999** | 112,299 | 109,296 | 109,409 | 107,909 | 110,620 | 112,821 | 117,582 | 119,847 | 122,027 | 127,397 | 124,483 | 125,939 | 1,399,629 |
| **2000** | 116,076 | 112,678 | 111,837 | 107,459 | 113,511 | 113,050 | 113,367 | 115,924 | 115,303 | 124,318 | 129,936 | 135,159 | 1,408,618 |
| **2001** | 114,201 | 112,001 | 111,229 | 112,193 | 114,789 | 116,343 | 116,951 | 120,207 | 124,888 | 134,894 | 135,804 | 131,121 | 1,444,621 |
| **2002** | 114,280 | 113,734 | 111,440 | 111,200 | 109,816 | 118,159 | 116,846 | 123,459 | 128,683 | 135,817 | 144,407 | 139,733 | 1,467,574 |
| **2003** | 120,788 | 118,708 | 116,243 | 113,546 | 117,029 | 122,151 | 121,781 | 125,081 | 128,558 | 135,425 | 141,090 | 143,360 | 1,503,760 |
| **2004** | 125,592 | 123,209 | 119,604 | 119,824 | 121,203 | 127,095 | 126,046 | 129,072 | 130,681 | 136,394 | 143,306 | 141,064 | 1,543,090 |
| ***PROME*** | *105,025* | *100,464* | *103,700* | *102,243* | *102,687* | *102,912* | *112,920* | *114,894* | *114,767* | *121,140* | *123,133* | *131,127* | |

**MEXICO, CARNE DE PORCINO**

PRODUCCION MENSUAL, TONELADAS

| | Ene | Feb | Mar | Abr | May | Jun | Jul | Ago | Sep | Oct | Nov | Dic | Total |
|---|---|---|---|---|---|---|---|---|---|---|---|---|---|
| **1987** | 63,951 | 57,631 | 67,880 | 54,262 | 54,261 | 91,175 | 85,833 | 61,495 | 97,911 | 52,901 | 59,392 | 167,881 | 914,573 |
| **1988** | 53,704 | 63,068 | 57,710 | 65,903 | 61,673 | 67,939 | 71,451 | 86,930 | 89,234 | 49,802 | 61,073 | 132,713 | 861,200 |
| **1989** | 67,519 | 61,969 | 70,892 | 68,051 | 47,385 | 76,069 | 44,500 | 33,941 | 62,625 | 87,012 | 51,979 | 54,728 | 726,670 |
| **1990** | 53,007 | 46,453 | 63,536 | 55,683 | 53,057 | 57,742 | 82,891 | 54,158 | 44,930 | 78,610 | 67,025 | 100,259 | 757,351 |
| **1991** | 62,984 | 53,239 | 62,710 | 65,043 | 60,471 | 72,202 | 71,394 | 70,754 | 63,894 | 70,177 | 78,545 | 80,486 | 811,899 |
| **1992** | 61,881 | 54,545 | 58,613 | 57,298 | 61,903 | 75,146 | 71,152 | 69,660 | 73,547 | 69,346 | 64,289 | 102,402 | 819,782 |
| **1993** | 60,001 | 60,723 | 57,466 | 59,971 | 67,926 | 66,921 | 71,055 | 73,187 | 76,168 | 84,842 | 70,348 | 72,972 | 821,580 |
| **1994** | 60,151 | 62,888 | 63,420 | 66,565 | 71,649 | 70,362 | 70,919 | 85,052 | 79,615 | 79,238 | 79,019 | 84,029 | 872,907 |
| **1995** | 67,533 | 67,378 | 67,340 | 70,812 | 75,629 | 73,198 | 75,881 | 81,211 | 84,098 | 79,818 | 86,332 | 92,346 | 921,576 |
| **1996** | 69,174 | 70,907 | 71,111 | 68,379 | 76,023 | 79,192 | 76,700 | 76,151 | 73,121 | 72,852 | 82,251 | 79,271 | 895,132 |
| **1997** | 71,420 | 68,181 | 69,479 | 68,736 | 76,456 | 78,399 | 81,513 | 82,205 | 81,640 | 82,902 | 87,119 | 91,195 | 939,245 |
| **1998** | 68,079 | 70,539 | 73,768 | 69,275 | 75,127 | 75,594 | 76,362 | 79,205 | 80,714 | 94,448 | 93,416 | 98,934 | 955,461 |
| **1999** | 74,515 | 75,496 | 74,483 | 77,310 | 77,299 | 76,358 | 81,573 | 84,883 | 86,094 | 88,681 | 96,137 | 101,357 | 994,186 |
| **2000** | 78,526 | 78,446 | 83,627 | 75,166 | 82,794 | 84,987 | 85,852 | 85,802 | 91,951 | 86,426 | 95,408 | 100,970 | 1,029,955 |
| **2001** | 83,468 | 84,964 | 81,395 | 84,348 | 83,262 | 86,519 | 89,945 | 89,315 | 94,895 | 97,522 | 91,557 | 90,653 | 1,057,843 |
| **2002** | 82,264 | 84,870 | 80,784 | 86,538 | 87,253 | 88,371 | 92,625 | 94,444 | 95,614 | 93,243 | 92,147 | 92,093 | 1,070,246 |
| **2003** | 84,653 | 81,997 | 78,969 | 81,741 | 87,894 | 87,329 | 87,221 | 86,257 | 86,707 | 90,081 | 88,571 | 93,888 | 1,035,308 |
| **2004** | 84,220 | 84,964 | 85,132 | 80,648 | 83,910 | 85,575 | 86,377 | 86,284 | -208,752 | 391,322 | 94,431 | 104,094 | 1,058,205 |
| ***PROME*** | *69,281* | *68,237* | *70,462* | *69,763* | *71,332* | *77,393* | *77,958* | *76,719* | *64,111* | *97,179* | *79,947* | *96,682* | |

**MEXICO, CARNE DE OVINO**

PRODUCCION MENSUAL, TONELADAS

| | Ene | Feb | Mar | Abr | May | Jun | Jul | Ago | Sep | Oct | Nov | Dic | Total |
|---|---|---|---|---|---|---|---|---|---|---|---|---|---|
| **1987** | 2,012 | 1,830 | 1,229 | 1,213 | 908 | 2,229 | 2,058 | 549 | 3,410 | 2,192 | 2,095 | 2,333 | 22,058 |
| **1988** | 2,167 | 1,979 | 1,354 | 688 | 2,257 | 1,873 | 2,410 | 2,548 | 2,191 | 1,938 | 1,916 | 2,306 | 23,627 |
| **1989** | 1,790 | 1,737 | 1,902 | 1,910 | 1,923 | 2,632 | 1,601 | 1,017 | 3,041 | 2,997 | 2,427 | 1,800 | 24,777 |
| **1990** | 1,577 | 1,077 | 1,913 | 1,376 | 2,393 | 2,293 | 2,143 | 2,844 | 1,254 | 2,700 | 2,789 | 2,336 | 24,695 |
| **1991** | 1,910 | 1,132 | 1,775 | 2,359 | 2,167 | 2,882 | 2,354 | 2,223 | 2,256 | 2,146 | 2,265 | 2,793 | 26,262 |
| **1992** | 2,020 | 1,951 | 1,791 | 1,953 | 1,983 | 2,045 | 2,141 | 3,084 | 2,395 | 2,792 | 2,189 | 3,528 | 27,872 |
| **1993** | 1,895 | 1,926 | 1,850 | 1,930 | 1,947 | 2,118 | 2,172 | 2,252 | 2,280 | 2,831 | 3,873 | 3,598 | 28,672 |
| **1994** | 2,153 | 2,089 | 2,155 | 2,166 | 2,134 | 2,546 | 2,455 | 2,704 | 3,091 | 3,377 | 2,723 | 2,681 | 30,274 |
| **1995** | 2,048 | 1,850 | 2,553 | 2,376 | 2,323 | 2,538 | 2,417 | 2,607 | 2,845 | 2,659 | 2,672 | 2,999 | 29,887 |
| **1996** | 2,003 | 2,059 | 2,266 | 2,091 | 2,452 | 2,549 | 2,689 | 2,653 | 2,482 | 2,641 | 2,657 | 2,925 | 29,467 |
| **1997** | 2,070 | 2,123 | 2,179 | 2,311 | 2,249 | 2,454 | 2,483 | 2,537 | 2,747 | 2,815 | 3,065 | 3,128 | 30,161 |
| **1998** | 2,305 | 2,243 | 2,126 | 2,229 | 2,555 | 2,093 | 2,389 | 2,547 | 2,376 | 2,794 | 2,825 | 3,104 | 29,586 |
| **1999** | 2,221 | 2,134 | 2,337 | 2,525 | 2,414 | 2,522 | 2,522 | 2,838 | 2,669 | 2,686 | 2,712 | 3,205 | 30,785 |
| **2000** | 2,353 | 2,294 | 2,419 | 2,557 | 2,668 | 2,892 | 2,908 | 2,729 | 2,930 | 2,834 | 2,911 | 3,895 | 33,390 |
| **2001** | 2,672 | 2,687 | 2,731 | 2,988 | 2,750 | 3,004 | 2,999 | 3,006 | 3,149 | 3,325 | 3,292 | 3,618 | 36,221 |
| **2002** | 2,813 | 2,823 | 2,795 | 3,062 | 2,912 | 3,144 | 3,053 | 3,356 | 3,467 | 3,427 | 3,491 | 3,853 | 38,196 |
| **2003** | 3,104 | 2,973 | 3,247 | 3,269 | 3,452 | 3,479 | 3,346 | 3,742 | 3,770 | 3,657 | 3,720 | 4,407 | 42,166 |
| **2004** | 3,224 | 3,127 | 3,125 | 3,293 | 3,382 | 3,531 | 3,478 | 3,593 | 3,814 | 3,719 | 3,818 | 4,036 | 42,140 |
| ***PROME*** | *2,241* | *2,113* | *2,208* | *2,239* | *2,382* | *2,601* | *2,534* | *2,602* | *2,787* | *2,863* | *2,858* | *3,141* | |

*FUENTE: C.N.G. ELABORADO POR LA DIRECCION DE ESTUDIOS ECONOMICOS CON DATOS DE LA SAGARPA*

**MEXICO, CARNE DE CAPRINO**

PRODUCCION MENSUAL, TONELADAS

| | Ene | Feb | Mar | Abr | May | Jun | Jul | Ago | Sep | Oct | Nov | Dic | Total |
|---|---|---|---|---|---|---|---|---|---|---|---|---|---|
| **1987** | 2,750 | 1,634 | 2,044 | 5,405 | 686 | 2,469 | 4,166 | 5,221 | 2,601 | 523 | 2,709 | 5,276 | 35,484 |
| **1988** | 2,517 | 2,310 | 1,924 | 3,567 | 3,119 | 3,037 | 3,508 | 4,011 | 3,716 | 3,074 | 2,358 | 5,359 | 38,500 |
| **1989** | 3,028 | 2,962 | 3,035 | 2,920 | 1,297 | 2,481 | 1,828 | 2,075 | 10,383 | 2,844 | 3,185 | 931 | 36,969 |
| **1990** | 2,555 | 1,744 | 2,811 | 2,607 | 2,437 | 3,381 | 2,205 | 6,210 | 1,596 | 4,074 | 2,073 | 4,409 | 36,102 |
| **1991** | 2,647 | 2,451 | 2,345 | 3,435 | 3,357 | 3,506 | 2,833 | 3,064 | 3,516 | 5,354 | 4,143 | 2,663 | 39,314 |
| **1992** | 2,847 | 3,141 | 3,163 | 3,426 | 3,650 | 3,802 | 4,202 | 3,789 | 3,897 | 3,609 | 3,542 | 3,825 | 42,893 |
| **1993** | 3,116 | 2,753 | 2,855 | 2,816 | 3,039 | 3,263 | 3,400 | 4,259 | 3,416 | 3,677 | 4,748 | 4,152 | 41,494 |
| **1994** | 2,851 | 2,747 | 2,725 | 2,826 | 2,831 | 3,004 | 3,134 | 3,080 | 3,938 | 4,145 | 3,763 | 3,655 | 38,699 |
| **1995** | 2,890 | 2,599 | 3,061 | 2,847 | 2,872 | 2,864 | 3,302 | 3,418 | 3,090 | 3,414 | 3,573 | 3,748 | 37,678 |
| **1996** | 2,893 | 2,840 | 2,850 | 2,893 | 2,642 | 2,916 | 2,906 | 3,046 | 3,050 | 3,141 | 3,429 | 3,803 | 36,409 |
| **1997** | 2,921 | 2,686 | 2,500 | 2,944 | 2,861 | 2,777 | 2,831 | 2,991 | 3,004 | 3,197 | 3,323 | 3,234 | 35,269 |
| **1998** | 2,665 | 2,616 | 2,592 | 2,713 | 2,872 | 2,882 | 3,072 | 3,068 | 3,128 | 3,412 | 3,721 | 4,662 | 37,403 |
| **1999** | 2,702 | 2,741 | 2,698 | 2,753 | 2,872 | 2,961 | 2,793 | 2,941 | 3,318 | 3,357 | 3,556 | 4,739 | 37,431 |
| **2000** | 2,757 | 2,892 | 2,819 | 2,830 | 3,244 | 3,287 | 3,136 | 3,030 | 3,215 | 3,349 | 3,616 | 4,585 | 38,760 |
| **2001** | 3,175 | 3,005 | 2,916 | 2,919 | 3,146 | 3,128 | 3,261 | 3,188 | 3,357 | 3,509 | 3,477 | 3,758 | 38,839 |
| **2002** | 3,430 | 3,126 | 3,169 | 3,198 | 3,387 | 3,566 | 3,455 | 3,397 | 3,480 | 3,658 | 3,892 | 4,476 | 42,234 |
| **2003** | 3,555 | 3,159 | 3,115 | 3,100 | 3,454 | 3,452 | 3,413 | 3,557 | 3,567 | 3,669 | 3,678 | 4,476 | 42,195 |
| **2004** | 3,548 | 3,179 | 3,020 | 3,081 | 3,291 | 3,383 | 3,402 | 3,375 | 3,449 | 3,631 | 3,956 | 4,311 | 41,626 |
| ***PROME*** | *2,936* | *2,699* | *2,758* | *3,127* | *2,837* | *3,120* | *3,158* | *3,540* | *3,651* | *3,424* | *3,486* | *4,003* | |

**MEXICO, CARNE DE AVE**

PRODUCCION MENSUAL, TONELADAS

| | Ene | Feb | Mar | Abr | May | Jun | Jul | Ago | Sep | Oct | Nov | Dic | Total |
|---|---|---|---|---|---|---|---|---|---|---|---|---|---|
| **1987** | 43,696 | 46,322 | 51,676 | 19,104 | 26,265 | 55,898 | 99,208 | 90,351 | 59,464 | 53,514 | 66,433 | 60,962 | 672,893 |
| **1988** | 48,785 | 42,809 | 46,257 | 47,562 | 53,325 | 47,604 | 56,076 | 66,498 | 60,893 | 17,541 | 68,164 | 71,935 | 627,449 |
| **1989** | 51,422 | 45,879 | 50,247 | 49,030 | 35,561 | 59,458 | 28,318 | 30,520 | 56,083 | 66,638 | 53,116 | 84,760 | 611,032 |
| **1990** | 47,947 | 37,742 | 81,438 | 61,938 | 57,116 | 64,359 | 60,595 | 56,739 | 57,823 | 56,928 | 73,771 | 94,031 | 750,427 |
| **1991** | 58,889 | 55,110 | 59,236 | 70,980 | 86,793 | 61,629 | 70,418 | 65,582 | 71,165 | 67,003 | 82,161 | 108,981 | 857,947 |
| **1992** | 69,622 | 62,562 | 65,878 | 67,257 | 75,028 | 80,711 | 84,469 | 76,371 | 81,283 | 74,704 | 73,585 | 87,025 | 898,495 |
| **1993** | 69,467 | 73,700 | 76,363 | 87,432 | 78,605 | 76,608 | 86,649 | 104,431 | 118,000 | 93,238 | 79,697 | 95,839 | 1,040,029 |
| **1994** | 75,652 | 78,476 | 86,533 | 97,187 | 93,222 | 88,613 | 94,626 | 96,134 | 99,022 | 102,073 | 108,276 | 106,194 | 1,126,008 |
| **1995** | 86,267 | 93,460 | 103,650 | 112,290 | 105,298 | 108,563 | 106,204 | 101,484 | 109,668 | 107,207 | 115,059 | 134,717 | 1,283,867 |
| **1996** | 91,946 | 93,079 | 94,249 | 101,375 | 101,726 | 107,435 | 110,808 | 124,468 | 103,542 | 115,507 | 115,993 | 133,959 | 1,294,087 |
| **1997** | 97,168 | 104,268 | 104,990 | 113,143 | 109,039 | 109,399 | 120,058 | 130,316 | 128,272 | 132,659 | 139,772 | 152,821 | 1,441,905 |
| **1998** | 107,281 | 122,007 | 127,827 | 115,832 | 118,048 | 118,070 | 126,102 | 120,543 | 126,391 | 154,048 | 155,136 | 182,989 | 1,574,274 |
| **1999** | 135,291 | 141,215 | 146,201 | 137,784 | 135,124 | 141,538 | 143,994 | 147,897 | 143,526 | 150,208 | 149,435 | 159,325 | 1,731,538 |
| **2000** | 140,493 | 146,123 | 146,279 | 142,097 | 134,811 | 147,376 | 145,968 | 145,623 | 152,166 | 157,738 | 169,698 | 196,877 | 1,825,249 |
| **2001** | 151,622 | 150,655 | 149,734 | 160,831 | 158,995 | 163,621 | 156,819 | 161,099 | 163,944 | 163,568 | 164,285 | 182,849 | 1,928,022 |
| **2002** | 150,764 | 157,654 | 160,920 | 159,925 | 174,494 | 169,263 | 166,740 | 191,477 | 240,107 | 163,825 | 161,947 | 178,642 | 2,075,758 |
| **2003** | 169,995 | 169,460 | 171,052 | 172,412 | 178,472 | 176,036 | 176,760 | 176,388 | 198,112 | 173,809 | 186,588 | 206,497 | 2,155,581 |
| **2004** | 177,673 | 179,639 | 180,739 | 186,987 | 172,224 | 182,169 | 183,100 | 187,188 | 190,850 | 185,902 | 198,508 | 199,609 | 2,224,588 |
| ***PROME*** | *98,554* | *100,009* | *105,737* | *105,731* | *105,230* | *108,797* | *112,051* | *115,173* | *120,017* | *113,117* | *120,090* | *135,445* | |

**MEXICO, LECHE DE BOVINO**

PRODUCCION MENSUAL, MILES DE LITROS

| | Ene | Feb | Mar | Abr | May | Jun | Jul | Ago | Sep | Oct | Nov | Dic | Total |
|---|---|---|---|---|---|---|---|---|---|---|---|---|---|
| **1987** | 493,977 | 427,392 | 414,978 | 467,703 | 491,689 | 549,523 | 538,411 | 636,635 | 610,241 | 601,006 | 500,072 | 469,353 | 6,200,980 |
| **1988** | 401,702 | 414,312 | 434,420 | 473,796 | 447,260 | 494,030 | 546,924 | 647,516 | 610,501 | 571,262 | 569,605 | 547,843 | 6,159,171 |
| **1989** | 559,136 | 484,605 | 478,152 | 426,279 | 363,562 | 306,816 | 347,490 | 412,606 | 521,177 | 616,217 | 538,312 | 522,957 | 5,577,309 |
| **1990** | 499,995 | 420,252 | 446,231 | 466,633 | 505,224 | 530,694 | 578,800 | 644,857 | 534,429 | 526,576 | 494,674 | 493,180 | 6,141,545 |
| **1991** | 456,788 | 453,846 | 482,365 | 522,024 | 567,740 | 599,489 | 723,814 | 742,091 | 669,873 | 538,901 | 498,381 | 461,803 | 6,717,115 |
| **1992** | 474,293 | 483,860 | 491,075 | 495,402 | 522,316 | 641,367 | 712,401 | 740,573 | 671,638 | 611,953 | 606,272 | 523,119 | 6,974,269 |
| **1993** | 481,094 | 492,700 | 499,342 | 545,164 | 587,323 | 641,557 | 715,072 | 856,013 | 780,416 | 673,846 | 610,051 | 521,500 | 7,404,078 |
| **1994** | 520,497 | 513,111 | 522,946 | 523,955 | 578,359 | 602,579 | 676,115 | 760,085 | 739,871 | 705,791 | 597,914 | 578,990 | 7,320,213 |
| **1995** | 521,759 | 529,750 | 540,422 | 536,111 | 579,838 | 614,154 | 635,133 | 719,545 | 740,316 | 704,510 | 654,125 | 622,935 | 7,398,598 |
| **1996** | 564,897 | 565,186 | 559,292 | 582,038 | 607,409 | 617,939 | 672,198 | 738,119 | 733,139 | 654,977 | 658,415 | 630,909 | 7,584,518 |
| **1997** | 561,012 | 584,212 | 584,784 | 588,481 | 628,289 | 648,357 | 722,114 | 771,387 | 778,025 | 712,391 | 651,227 | 617,826 | 7,848,105 |
| **1998** | 603,999 | 610,066 | 646,920 | 641,839 | 654,625 | 696,561 | 760,278 | 808,973 | 801,317 | 772,962 | 695,155 | 673,130 | 8,365,825 |
| **1999** | 670,647 | 654,042 | 649,414 | 653,216 | 672,459 | 729,915 | 797,640 | 865,225 | 887,776 | 822,783 | 760,903 | 713,294 | 8,877,314 |
| **2000** | 679,806 | 686,405 | 714,999 | 688,857 | 712,832 | 791,722 | 862,050 | 893,315 | 928,845 | 868,649 | 757,995 | 725,969 | 9,311,444 |
| **2001** | 720,168 | 710,800 | 729,195 | 722,807 | 737,338 | 783,714 | 847,208 | 901,349 | 927,512 | 876,436 | 773,563 | 742,203 | 9,472,293 |
| **2002** | 725,510 | 728,957 | 739,602 | 719,874 | 749,325 | 788,548 | 840,800 | 901,596 | 941,922 | 900,937 | 839,843 | 781,368 | 9,658,282 |
| **2003** | 747,818 | 743,202 | 754,924 | 763,368 | 789,367 | 831,956 | 890,732 | 922,542 | 915,075 | 843,198 | 797,186 | 784,987 | 9,784,355 |
| **2004** | 746,674 | 747,800 | 765,109 | 763,178 | 800,716 | 807,372 | 858,744 | 919,976 | 932,720 | 864,940 | 839,771 | 826,755 | 9,873,755 |
| ***PROME*** | *579,432* | *569,472* | *580,787* | *587,818* | *610,871* | *648,683* | *706,996* | *771,245* | *762,489* | *714,852* | *657,970* | *624,340* | |

*FUENTE: C.N.G. ELABORADO POR LA DIRECCION DE ESTUDIOS ECONOMICOS CON DATOS DE LA SAGARPA*

**MEXICO, LECHE DE CAPRINO**

PRODUCCION MENSUAL, MILES DE LITROS

| | Ene | Feb | Mar | Abr | May | Jun | Jul | Ago | Sep | Oct | Nov | Dic | Total |
|---|---|---|---|---|---|---|---|---|---|---|---|---|---|
| **1987** | 12,647 | 11,036 | 7,093 | 9,129 | 14,389 | 3,604 | 21,056 | 14,278 | 16,810 | 10,621 | 11,154 | 16,944 | 148,761 |
| **1988** | 8,198 | 18,698 | 1,709 | 2,101 | 14,613 | 12,349 | 10,384 | 11,623 | 10,295 | 7,960 | 2,453 | 21,342 | 121,725 |
| **1989** | 9,507 | 8,555 | 9,996 | 9,516 | 2,409 | 7,451 | 5,858 | 7,068 | 12,729 | 11,246 | 16,428 | 25,887 | 126,650 |
| **1990** | 13,293 | 3,436 | 7,220 | 11,462 | 8,714 | 11,938 | 12,754 | 15,026 | 2,595 | 14,050 | 4,924 | 18,979 | 124,391 |
| **1991** | 8,953 | 10,096 | 7,934 | 13,154 | 9,429 | 11,863 | 9,542 | 9,887 | 12,050 | 11,198 | 10,925 | 15,626 | 130,657 |
| **1992** | 9,863 | 11,455 | 9,755 | 13,009 | 11,200 | 11,597 | 15,503 | 14,542 | 17,097 | 11,466 | 10,273 | 12,118 | 147,878 |
| **1993** | 10,270 | 11,718 | 12,166 | 10,986 | 11,077 | 11,242 | 13,825 | 18,584 | 15,964 | 12,031 | 11,750 | 11,531 | 151,144 |
| **1994** | 10,715 | 9,572 | 10,331 | 11,889 | 12,525 | 11,444 | 11,889 | 12,135 | 12,611 | 14,689 | 12,025 | 11,505 | 141,330 |
| **1995** | 9,566 | 11,338 | 13,559 | 11,392 | 11,333 | 12,934 | 11,722 | 10,676 | 10,654 | 11,876 | 12,053 | 11,946 | 139,049 |
| **1996** | 10,958 | 11,086 | 10,698 | 10,280 | 9,847 | 9,815 | 10,139 | 9,319 | 9,422 | 10,585 | 10,995 | 10,660 | 123,804 |
| **1997** | 9,073 | 10,243 | 9,792 | 10,524 | 10,155 | 10,795 | 10,751 | 10,670 | 10,395 | 8,939 | 9,713 | 9,478 | 120,528 |
| **1998** | 8,935 | 8,616 | 9,116 | 9,501 | 10,322 | 10,854 | 10,954 | 11,298 | 12,108 | 11,338 | 12,088 | 13,723 | 128,853 |
| **1999** | 10,042 | 9,534 | 9,442 | 9,849 | 10,077 | 10,627 | 11,129 | 11,431 | 12,043 | 12,477 | 12,495 | 11,852 | 130,998 |
| **2000** | 11,456 | 10,063 | 10,368 | 10,029 | 10,383 | 10,631 | 11,358 | 11,224 | 11,366 | 11,548 | 10,607 | 12,144 | 131,177 |
| **2001** | 11,599 | 10,754 | 11,249 | 11,549 | 11,965 | 11,847 | 12,229 | 12,211 | 12,273 | 11,640 | 11,556 | 11,001 | 139,873 |
| **2002** | 11,685 | 11,258 | 11,354 | 11,446 | 12,398 | 12,914 | 12,813 | 12,861 | 12,204 | 12,609 | 12,261 | 12,665 | 146,468 |
| **2003** | 12,768 | 12,570 | 12,736 | 12,379 | 13,063 | 13,134 | 12,989 | 13,323 | 12,372 | 12,692 | 12,315 | 11,501 | 151,842 |
| **2004** | 12,525 | 12,215 | 12,284 | 12,548 | 12,455 | 13,106 | 13,457 | 13,921 | 12,838 | 12,817 | 12,483 | 13,829 | 154,478 |
| ***PROME*** | *10,670* | *10,680* | *9,822* | *10,597* | *10,909* | *11,008* | *12,131* | *12,227* | *11,990* | *11,655* | *10,917* | *14,041* | |

**MEXICO, HUEVO**

PRODUCCION MENSUAL, TONELADAS

| | Ene | Feb | Mar | Abr | May | Jun | Jul | Ago | Sep | Oct | Nov | Dic | Total |
|---|---|---|---|---|---|---|---|---|---|---|---|---|---|
| **1987** | 65,850 | 81,460 | 91,337 | 60,422 | 54,880 | 109,469 | 87,882 | 104,398 | 62,542 | 92,817 | 84,049 | 79,923 | 975,029 |
| **1988** | 74,176 | 73,227 | 68,036 | 130,801 | 66,365 | 66,660 | 91,989 | 115,336 | 107,556 | 84,565 | 88,536 | 122,917 | 1,090,164 |
| **1989** | 90,853 | 92,546 | 91,279 | 87,640 | 38,130 | 91,208 | 51,724 | 43,176 | 56,383 | 163,343 | 82,370 | 158,367 | 1,047,019 |
| **1990** | 82,179 | 75,124 | 81,244 | 107,282 | 112,854 | 76,310 | 71,638 | 55,774 | 88,223 | 94,608 | 80,912 | 83,647 | 1,009,795 |
| **1991** | 85,341 | 81,069 | 74,927 | 111,229 | 87,180 | 92,020 | 103,512 | 92,559 | 98,382 | 81,758 | 108,149 | 125,255 | 1,141,381 |
| **1992** | 87,679 | 93,931 | 99,736 | 97,994 | 98,722 | 98,207 | 103,252 | 80,121 | 114,515 | 102,716 | 94,459 | 89,316 | 1,160,648 |
| **1993** | 98,658 | 91,246 | 101,050 | 115,292 | 101,687 | 112,766 | 110,344 | 110,033 | 99,581 | 96,853 | 100,986 | 95,063 | 1,233,559 |
| **1994** | 93,584 | 95,426 | 97,234 | 100,108 | 102,181 | 104,492 | 115,044 | 108,486 | 105,700 | 110,808 | 116,877 | 96,283 | 1,246,223 |
| **1995** | 91,797 | 87,268 | 95,822 | 109,730 | 106,529 | 113,182 | 102,507 | 98,256 | 100,424 | 113,007 | 110,413 | 113,052 | 1,241,987 |
| **1996** | 96,537 | 97,072 | 103,315 | 103,876 | 107,278 | 104,562 | 110,297 | 100,403 | 99,568 | 99,920 | 112,604 | 129,290 | 1,264,722 |
| **1997** | 100,919 | 104,017 | 102,294 | 103,216 | 109,740 | 108,791 | 117,839 | 119,972 | 119,883 | 115,665 | 115,425 | 111,174 | 1,328,935 |
| **1998** | 105,310 | 109,613 | 114,077 | 113,182 | 116,234 | 114,935 | 120,370 | 124,852 | 129,037 | 134,675 | 135,029 | 126,339 | 1,443,653 |
| **1999** | 131,431 | 133,252 | 134,856 | 136,480 | 135,639 | 131,611 | 131,780 | 138,092 | 198,268 | 90,751 | 139,355 | 133,278 | 1,634,793 |
| **2000** | 140,305 | 137,496 | 140,771 | 133,282 | 131,800 | 137,083 | 138,649 | 145,440 | 142,449 | 150,750 | 207,856 | 182,061 | 1,787,942 |
| **2001** | 152,472 | 155,922 | 146,343 | 152,175 | 155,745 | 155,960 | 156,064 | 158,610 | 174,001 | 181,818 | 148,002 | 155,031 | 1,892,143 |
| **2002** | 140,702 | 147,849 | 149,046 | 150,099 | 160,077 | 160,183 | 170,189 | 170,716 | 176,474 | 164,787 | 155,209 | 155,277 | 1,900,608 |
| **2003** | 146,540 | 147,923 | 150,036 | 136,994 | 159,111 | 168,574 | 170,782 | 166,504 | 161,686 | 159,585 | 156,588 | 148,210 | 1,872,533 |
| **2004** | 147,264 | 153,399 | 152,519 | 151,613 | 158,677 | 157,911 | 162,643 | 165,814 | 164,443 | 164,317 | 157,214 | 170,662 | 1,906,476 |
| ***PROME*** | *107,311* | *108,769* | *110,773* | *116,745* | *111,268* | *116,885* | *117,584* | *116,586* | *122,173* | *122,375* | *121,891* | *126,397* | |

**MEXICO, MIEL**

PRODUCCION MENSUAL, TONELADAS

| | Ene | Feb | Mar | Abr | May | Jun | Jul | Ago | Sep | Oct | Nov | Dic | Total |
|---|---|---|---|---|---|---|---|---|---|---|---|---|---|
| **1987** | 4,755 | 600 | 3,131 | 11,290 | 5,733 | 2,665 | 6,077 | 2,915 | 2,933 | 4,196 | 10,447 | 8,189 | 62,931 |
| **1988** | 2,340 | 5,780 | 2,334 | 5,699 | 3,019 | 3,722 | 3,916 | 3,741 | 4,770 | 10,330 | 10,885 | 1,267 | 57,803 |
| **1989** | 2,030 | 2,691 | 5,297 | 3,055 | 4,733 | 6,340 | 6,206 | 3,621 | 9,433 | 5,093 | 11,547 | 1,711 | 61,757 |
| **1990** | 2,430 | 5,130 | 4,312 | 7,096 | 9,826 | 6,044 | 2,709 | 1,606 | 2,924 | 4,889 | 5,860 | 13,667 | 66,493 |
| **1991** | 1,566 | 5,736 | 3,713 | 7,746 | 7,956 | 2,724 | 4,754 | 2,735 | 2,532 | 3,023 | 8,555 | 18,455 | 69,495 |
| **1992** | 2,324 | 4,252 | 1,606 | 6,650 | 5,936 | 7,901 | 4,809 | 1,267 | 5,041 | 2,058 | 9,837 | 12,205 | 63,886 |
| **1993** | 2,979 | 3,677 | 3,563 | 6,058 | 6,950 | 8,613 | 1,904 | 1,614 | 2,253 | 7,203 | 6,651 | 10,508 | 61,973 |
| **1994** | 2,149 | 3,628 | 3,285 | 8,037 | 9,287 | 4,354 | 1,882 | 1,745 | 1,442 | 8,555 | 8,934 | 3,134 | 56,432 |
| **1995** | 3,028 | 4,307 | 2,475 | 5,253 | 5,844 | 6,778 | 1,503 | 1,038 | 2,183 | 3,471 | 7,557 | 5,791 | 49,228 |
| **1996** | 3,161 | 3,590 | 3,819 | 5,243 | 6,685 | 3,354 | 915 | 1,589 | 434 | 6,332 | 7,199 | 5,676 | 47,997 |
| **1997** | 1,845 | 3,136 | 4,087 | 5,686 | 7,144 | 3,835 | 1,521 | 2,556 | 1,997 | 6,611 | 8,227 | 7,036 | 53,681 |
| **1998** | 1,412 | 2,987 | 5,709 | 6,048 | 4,828 | 3,452 | 2,659 | 1,885 | 2,389 | 8,905 | 9,298 | 6,454 | 56,026 |
| **1999** | 2,897 | 3,021 | 3,514 | 6,070 | 5,365 | 3,498 | 2,401 | 2,750 | 3,467 | 6,570 | 7,327 | 8,443 | 55,323 |
| **2000** | 3,156 | 4,422 | 3,753 | 5,137 | 5,000 | 2,547 | 2,069 | 2,906 | 6,720 | 5,545 | 8,059 | 9,621 | 58,935 |
| **2001** | 3,399 | 3,998 | 4,697 | 7,381 | 5,772 | 3,107 | 1,453 | 2,249 | 5,003 | 5,696 | 8,045 | 8,269 | 59,069 |
| **2002** | 3,926 | 4,483 | 5,418 | 8,179 | 5,665 | 3,855 | 2,449 | 2,298 | 2,744 | 5,072 | 8,374 | 6,427 | 58,890 |
| **2003** | 2,800 | 3,640 | 4,630 | 7,548 | 4,910 | 3,514 | 2,314 | 1,290 | 3,345 | 6,908 | 7,706 | 8,440 | 57,045 |
| **2004** | 3,319 | 4,179 | 4,663 | 6,050 | 5,481 | 3,454 | -8,046 | 11,411 | 2,686 | 4,818 | 11,626 | 7,167 | 56,808 |
| ***PROME*** | *2,751* | *3,848* | *3,889* | *6,568* | *6,119* | *4,431* | *2,305* | *2,734* | *3,461* | *5,849* | *8,674* | *7,914* | |

*FUENTE: C.N.G. ELABORADO POR LA DIRECCION DE ESTUDIOS ECONOMICOS CON DATOS DE LA SAGARPA*

**MEXICO, PRODUCCIÓN NACIONAL DE CARNICOS ***

PRODUCCION MENSUAL, TONELADAS

| | Ene | Feb | Mar | Abr | May | Jun | Jul | Ago | Sep | Oct | Nov | Dic | Total |
|---|---|---|---|---|---|---|---|---|---|---|---|---|---|
| **1987** | 211,975 | 186,104 | 232,858 | 143,912 | 148,675 | 163,150 | 409,531 | 301,690 | 266,337 | 221,125 | 238,897 | 393,347 | 2,917,601 |
| **1988** | 213,683 | 198,731 | 178,628 | 222,495 | 228,372 | 197,681 | 219,685 | 275,377 | 272,639 | 123,350 | 245,897 | 391,526 | 2,768,064 |
| **1989** | 218,246 | 201,920 | 222,190 | 212,259 | 146,661 | 241,794 | 139,829 | 151,289 | 239,188 | 298,448 | 220,102 | 270,150 | 2,562,076 |
| **1990** | 198,644 | 146,653 | 273,090 | 207,501 | 204,271 | 226,677 | 210,750 | 214,175 | 162,415 | 267,904 | 239,072 | 331,342 | 2,682,494 |
| **1991** | 220,068 | 203,671 | 212,031 | 242,732 | 249,405 | 224,864 | 236,416 | 235,596 | 233,514 | 247,693 | 308,834 | 309,285 | 2,924,109 |
| **1992** | 231,538 | 216,723 | 219,496 | 222,711 | 236,849 | 263,140 | 275,578 | 262,366 | 264,416 | 260,816 | 254,844 | 327,760 | 3,036,237 |
| **1993** | 229,038 | 237,520 | 229,548 | 249,354 | 254,054 | 252,978 | 272,500 | 295,535 | 313,165 | 304,916 | 282,164 | 267,481 | 3,188,253 |
| **1994** | 236,108 | 244,236 | 255,313 | 273,555 | 276,398 | 276,516 | 295,532 | 316,118 | 323,676 | 316,412 | 294,425 | 324,310 | 3,432,599 |
| **1995** | 263,071 | 270,694 | 284,680 | 301,969 | 300,965 | 307,498 | 314,101 | 311,460 | 333,960 | 320,412 | 323,889 | 352,645 | 3,685,344 |
| **1996** | 267,151 | 275,094 | 276,380 | 279,719 | 292,021 | 300,171 | 297,801 | 315,585 | 302,882 | 314,929 | 325,579 | 319,751 | 3,567,063 |
| **1997** | 278,723 | 280,317 | 278,364 | 290,832 | 294,788 | 305,034 | 314,442 | 330,793 | 334,615 | 346,500 | 360,944 | 371,299 | 3,786,651 |
| **1998** | 284,150 | 302,468 | 311,530 | 295,305 | 307,474 | 310,210 | 321,696 | 313,700 | 323,662 | 379,132 | 386,731 | 435,695 | 3,971,753 |
| **1999** | 327,028 | 330,882 | 335,128 | 328,281 | 328,329 | 336,200 | 348,464 | 358,406 | 357,634 | 372,329 | 376,323 | 394,565 | 4,193,569 |
| **2000** | 340,205 | 342,433 | 346,981 | 330,109 | 337,028 | 351,592 | 351,231 | 353,108 | 365,565 | 374,665 | 401,569 | 441,486 | 4,335,972 |
| **2001** | 355,138 | 353,312 | 348,005 | 363,279 | 362,942 | 372,615 | 369,975 | 376,815 | 390,233 | 402,818 | 398,415 | 411,999 | 4,505,546 |
| **2002** | 353,551 | 362,207 | 359,108 | 363,923 | 377,862 | 382,503 | 382,719 | 416,133 | 471,351 | 399,970 | 405,884 | 418,797 | 4,694,008 |
| **2003** | 382,095 | 376,297 | 372,626 | 374,068 | 390,301 | 392,447 | 392,521 | 395,025 | 420,714 | 406,641 | 423,647 | 452,628 | 4,779,010 |
| **2004** | 394,257 | 394,118 | 391,620 | 393,833 | 384,010 | 401,753 | 402,403 | 409,512 | 120,042 | 720,968 | 444,019 | 453,114 | 4,909,649 |
| ***PROME*** | *278,037* | *273,521* | *284,865* | *283,102* | *284,467* | *294,824* | *308,621* | *312,927* | *305,334* | *337,724* | *329,513* | *370,399* | |

*FUENTE: C.N.G. ELABORADO POR LA DIRECCION DE ESTUDIOS ECONOMICOS CON DATOS DE LA SAGARPA*

** Incluye carne de bovino, porcino, ovino, caprino y ave*

# PRODUCCION ANUAL POR ENTIDAD FEDERATIVA

**MEXICO, VOLUMEN DE LA PRODUCCION DE CARNE DE BOVINO EN CANAL (TONELADAS)**

| | 1989 | 1990 | 1991 | 1992 | 1993 | 1994 | 1995 | 1996 | 1997 | 1998 | 1999 | 2000 | 2001 | 2002 | 2003 | 2004 |
|---|---|---|---|---|---|---|---|---|---|---|---|---|---|---|---|---|
| Aguascalientes | 6,653 | 7,185 | 5,514 | 5,032 | 7,469 | 6,923 | 10,174 | 6,994 | 6,947 | 6,853 | 7,473 | 7,715 | 10,112 | 10,062 | 9,750 | 9,527 |
| Baja California | 43,481 | 44,510 | 44,277 | 44,678 | 48,028 | 48,830 | 50,471 | 49,120 | 52,452 | 48,039 | 51,399 | 59,364 | 58,395 | 53,362 | 55,339 | 60,655 |
| Baja California Sur | 5,676 | 3,898 | 3,909 | 4,436 | 5,297 | 5,246 | 5,655 | 4,745 | 5,376 | 5,139 | 5,506 | 6,547 | 6,438 | 5,227 | 5,337 | 4,955 |
| Campeche | 19,269 | 19,601 | 19,881 | 16,438 | 19,913 | 17,989 | 21,354 | 19,488 | 19,489 | 20,805 | 17,891 | 19,003 | 21,763 | 22,572 | 19,851 | 21,786 |
| Coahuila | 32,206 | 31,566 | 33,578 | 36,975 | 31,400 | 37,087 | 47,807 | 24,894 | 28,728 | 42,750 | 45,942 | 40,426 | 44,567 | 46,125 | 46,501 | 48,876 |
| Colima | 10,856 | 9,873 | 9,955 | 8,508 | 9,303 | 9,506 | 9,900 | 10,272 | 8,885 | 9,068 | 9,358 | 10,439 | 10,433 | 10,543 | 9,359 | 11,904 |
| Chiapas | 70,493 | 75,043 | 62,548 | 66,615 | 79,730 | 82,561 | 74,615 | 69,473 | 73,560 | 84,287 | 90,435 | 92,278 | 89,715 | 92,698 | 99,532 | 102,617 |
| Chihuahua | 59,606 | 73,170 | 66,102 | 77,941 | 69,257 | 69,970 | 82,663 | 60,842 | 61,371 | 63,598 | 57,721 | 63,620 | 63,857 | 65,970 | 70,456 | 69,781 |
| Distrito Federal | 936 | 1,147 | 1,395 | 1,866 | 981 | 1,596 | 1,508 | 1,297 | 1,455 | 1,145 | 1,473 | 1,274 | 1,312 | 1,363 | 876 | 797 |
| Durango | 49,816 | 45,952 | 46,641 | 54,139 | 50,714 | 51,289 | 53,253 | 61,400 | 54,573 | 58,229 | 59,692 | 62,555 | 62,527 | 62,486 | 64,785 | 68,492 |
| Guanajuato | 35,070 | 27,663 | 28,636 | 30,800 | 30,560 | 31,280 | 30,250 | 30,935 | 28,843 | 30,161 | 33,394 | 32,872 | 33,636 | 34,552 | 34,690 | 33,370 |
| Guerrero | 18,676 | 17,911 | 31,748 | 31,900 | 32,053 | 32,393 | 32,666 | 30,408 | 33,331 | 35,598 | 34,677 | 38,020 | 35,727 | 36,240 | 37,603 | 36,099 |
| Hidalgo | 19,070 | 19,293 | 20,290 | 22,283 | 24,468 | 25,818 | 23,667 | 25,086 | 29,182 | 26,204 | 27,168 | 28,020 | 28,602 | 29,371 | 29,998 | 29,320 |
| Jalisco | 121,264 | 128,600 | 146,105 | 151,137 | 158,551 | 197,578 | 198,565 | 200,145 | 200,124 | 202,726 | 189,963 | 183,556 | 178,657 | 180,438 | 176,444 | 178,544 |
| México | 27,237 | 26,282 | 29,725 | 31,099 | 31,500 | 31,600 | 32,142 | 32,785 | 33,790 | 34,810 | 36,124 | 37,084 | 37,485 | 35,815 | 37,390 | 37,559 |
| Michoacán | 34,716 | 45,220 | 48,359 | 39,880 | 40,571 | 42,802 | 42,890 | 43,747 | 44,343 | 46,590 | 47,888 | 48,882 | 49,652 | 49,149 | 50,501 | 50,522 |
| Morelos | 6,634 | 3,652 | 3,835 | 3,864 | 4,315 | 4,543 | 4,552 | 3,590 | 3,548 | 3,676 | 4,883 | 4,478 | 4,443 | 4,655 | 4,745 | 4,788 |
| Nayarit | 15,944 | 18,186 | 15,110 | 17,049 | 19,298 | 19,952 | 18,566 | 17,886 | 16,700 | 19,415 | 18,410 | 22,251 | 20,393 | 21,264 | 21,039 | 21,647 |
| Nuevo León | 19,204 | 18,286 | 14,864 | 17,137 | 22,322 | 50,034 | 49,335 | 44,419 | 42,900 | 38,377 | 37,070 | 36,870 | 37,783 | 37,467 | 37,189 | 36,761 |
| Oaxaca | 38,270 | 35,000 | 35,840 | 41,544 | 41,583 | 32,638 | 34,616 | 33,212 | 33,490 | 33,872 | 34,618 | 35,362 | 35,769 | 36,173 | 37,012 | 39,153 |
| Puebla | 28,080 | 21,403 | 22,354 | 21,540 | 22,353 | 22,733 | 23,120 | 23,560 | 21,871 | 27,323 | 29,345 | 29,911 | 30,284 | 30,669 | 30,670 | 32,032 |
| Querétaro | 9,776 | 10,150 | 13,803 | 17,044 | 17,150 | 19,768 | 19,088 | 16,576 | 17,543 | 15,986 | 16,277 | 16,893 | 32,761 | 30,939 | 28,471 | 29,526 |
| Quintana Roo | 1,476 | 1,748 | 2,257 | 2,700 | 3,552 | 2,659 | 2,397 | 2,425 | 2,972 | 3,101 | 3,597 | 3,562 | 3,506 | 4,433 | 4,606 | 4,269 |
| San Luis Potosí | 23,416 | 23,763 | 24,277 | 22,769 | 20,632 | 20,270 | 21,066 | 18,121 | 19,975 | 20,912 | 23,667 | 20,246 | 20,000 | 20,715 | 25,752 | 24,540 |
| Sinaloa | 47,258 | 41,499 | 37,669 | 42,673 | 36,618 | 39,013 | 38,472 | 43,093 | 44,625 | 53,650 | 50,414 | 56,286 | 64,052 | 74,590 | 72,809 | 73,062 |
| Sonora | 61,306 | 67,872 | 65,124 | 61,908 | 62,411 | 75,756 | 73,280 | 82,255 | 78,766 | 66,468 | 74,656 | 68,265 | 68,262 | 75,321 | 78,884 | 75,527 |
| Tabasco | 63,544 | 67,062 | 65,943 | 61,863 | 62,229 | 67,090 | 64,947 | 64,432 | 56,519 | 54,981 | 52,824 | 54,915 | 56,137 | 53,256 | 54,377 | 55,713 |
| Tamaulipas | 38,880 | 44,005 | 46,516 | 44,559 | 50,541 | 59,564 | 61,324 | 69,101 | 60,684 | 61,650 | 65,568 | 46,623 | 51,009 | 50,290 | 56,495 | 61,934 |
| Tlaxcala | 2,021 | 1,274 | 2,850 | 3,689 | 3,949 | 5,139 | 6,846 | 5,104 | 5,505 | 6,263 | 6,170 | 6,471 | 8,300 | 8,560 | 8,179 | 9,177 |
| Veracruz | 188,042 | 125,960 | 178,459 | 197,299 | 178,396 | 183,803 | 209,262 | 168,894 | 186,899 | 184,243 | 197,811 | 202,672 | 209,294 | 212,444 | 214,731 | 217,860 |
| Yucatán | 24,458 | 21,816 | 26,703 | 30,810 | 38,265 | 34,459 | 31,456 | 29,692 | 27,741 | 30,112 | 30,401 | 33,690 | 30,113 | 32,289 | 40,197 | 48,006 |
| Zacatecas | 39,295 | 35,329 | 34,420 | 37,020 | 33,069 | 34,822 | 36,429 | 35,956 | 37,884 | 43,737 | 37,814 | 38,468 | 39,637 | 38,535 | 40,194 | 44,292 |
| TOTAL | 1,162,628 | 1,113,919 | 1,188,687 | 1,247,195 | 1,256,478 | 1,364,711 | 1,412,336 | 1,329,947 | 1,340,071 | 1,379,768 | 1,399,629 | 1,408,618 | 1,444,621 | 1,467,573 | 1,503,762 | 1,543,091 |

*FUENTE: SAGARPA*

**MEXICO, VOLUMEN DE LA PRODUCCION DE CARNE DE PORCINO EN CANAL (TONELADAS)**

| | 1989 | 1990 | 1991 | 1992 | 1993 | 1994 | 1995 | 1996 | 1997 | 1998 | 1999 | 2000 | 2001 | 2002 | 2003 | 2004 |
|---|---|---|---|---|---|---|---|---|---|---|---|---|---|---|---|---|
| Aguascalientes | 4,253 | 4,492 | 3,718 | 4,418 | 4,855 | 5,119 | 4,475 | 4,441 | 4,533 | 4,548 | 4,452 | 4,061 | 3,934 | 4,984 | 4,842 | 4,645 |
| Baja California | 6,467 | 6,343 | 4,969 | 4,503 | 4,477 | 4,072 | 3,997 | 3,459 | 3,437 | 3,224 | 3,760 | 3,703 | 3,407 | 2,132 | 2,016 | 1,787 |
| Baja California Sur | 861 | 1,134 | 1,061 | 1,169 | 1,033 | 920 | 688 | 620 | 788 | 882 | 1,079 | 1,115 | 942 | 990 | 755 | 633 |
| Campeche | 3,605 | 3,000 | 2,800 | 3,554 | 3,967 | 4,202 | 4,703 | 4,007 | 3,363 | 4,081 | 4,226 | 4,642 | 5,101 | 5,389 | 5,458 | 5,949 |
| Coahuila | 8,320 | 6,740 | 6,802 | 4,762 | 3,988 | 3,260 | 3,359 | 4,265 | 4,204 | 5,860 | 5,880 | 5,760 | 6,466 | 6,854 | 7,728 | 7,641 |
| Colima | 1,746 | 1,887 | 2,200 | 2,048 | 2,214 | 2,315 | 2,337 | 2,080 | 2,124 | 1,553 | 1,169 | 1,173 | 1,322 | 1,637 | 2,601 | 3,623 |
| Chiapas | 14,297 | 14,783 | 32,980 | 15,270 | 13,822 | 14,073 | 13,050 | 14,129 | 13,423 | 18,925 | 17,762 | 18,294 | 18,447 | 17,990 | 21,075 | 21,525 |
| Chihuahua | 12,177 | 11,686 | 15,326 | 11,820 | 10,729 | 8,735 | 4,946 | 3,662 | 3,650 | 3,400 | 4,160 | 4,430 | 5,524 | 5,600 | 7,639 | 7,641 |
| Distrito Federal | 3,905 | 2,552 | 2,613 | 1,917 | 1,229 | 1,860 | 1,688 | 2,417 | 3,548 | 4,268 | 3,765 | 4,220 | 3,750 | 3,860 | 2,409 | 2,542 |
| Durango | 8,918 | 9,016 | 6,395 | 7,482 | 5,484 | 4,264 | 3,931 | 3,989 | 4,269 | 4,219 | 3,875 | 3,847 | 4,242 | 4,292 | 4,284 | 4,325 |
| Guanajuato | 89,003 | 95,376 | 99,278 | 102,238 | 104,800 | 108,600 | 104,500 | 101,580 | 104,140 | 104,707 | 105,903 | 102,162 | 100,740 | 96,574 | 93,242 | 87,857 |
| Guerrero | 21,341 | 20,511 | 20,802 | 21,079 | 21,397 | 22,179 | 21,555 | 21,470 | 23,920 | 24,127 | 24,671 | 26,180 | 21,217 | 22,731 | 23,175 | 22,338 |
| Hidalgo | 15,765 | 17,047 | 13,572 | 14,768 | 16,106 | 17,335 | 16,058 | 17,011 | 17,801 | 18,115 | 18,869 | 18,725 | 18,619 | 18,988 | 19,016 | 18,995 |
| Jalisco | 138,566 | 143,290 | 155,491 | 159,562 | 163,161 | 155,349 | 184,239 | 184,060 | 185,696 | 184,833 | 188,590 | 193,362 | 209,443 | 214,889 | 199,733 | 209,828 |
| México | 36,040 | 32,424 | 25,404 | 24,683 | 25,016 | 26,000 | 27,739 | 25,515 | 25,700 | 30,700 | 31,855 | 32,384 | 31,569 | 32,608 | 27,145 | 29,059 |
| Michoacán | 55,758 | 58,696 | 61,624 | 62,159 | 61,517 | 61,802 | 54,200 | 54,742 | 56,675 | 51,117 | 51,923 | 53,355 | 54,204 | 52,830 | 46,109 | 43,475 |
| Morelos | 1,917 | 1,346 | 1,337 | 1,660 | 1,918 | 1,901 | 3,118 | 1,897 | 1,864 | 2,088 | 2,456 | 2,462 | 2,618 | 2,591 | 2,643 | 2,747 |
| Nayarit | 4,005 | 4,346 | 5,530 | 5,151 | 6,207 | 5,451 | 6,117 | 4,945 | 4,567 | 2,990 | 3,726 | 4,694 | 4,621 | 4,546 | 4,737 | 4,520 |
| Nuevo León | 14,364 | 13,936 | 9,890 | 15,069 | 13,914 | 15,782 | 16,255 | 15,903 | 17,416 | 17,834 | 17,739 | 17,610 | 17,865 | 18,790 | 18,185 | 17,971 |
| Oaxaca | 27,930 | 23,672 | 29,363 | 36,145 | 36,539 | 29,775 | 29,131 | 29,395 | 30,270 | 29,440 | 29,705 | 29,744 | 29,742 | 29,493 | 29,234 | 30,575 |
| Puebla | 36,535 | 46,644 | 61,156 | 60,748 | 60,762 | 61,733 | 62,721 | 63,982 | 74,407 | 76,003 | 78,976 | 80,991 | 82,177 | 79,001 | 72,968 | 71,974 |
| Querétaro | 5,069 | 4,089 | 9,612 | 9,267 | 9,433 | 9,283 | 9,419 | 8,535 | 9,032 | 12,110 | 14,072 | 13,911 | 17,036 | 15,566 | 15,261 | 15,148 |
| Quintana Roo | 4,719 | 5,700 | 5,189 | 8,391 | 8,439 | 6,596 | 7,161 | 6,624 | 7,250 | 7,462 | 8,798 | 10,014 | 9,330 | 9,683 | 8,944 | 8,706 |
| San Luis Potosí | 5,285 | 5,836 | 6,086 | 5,917 | 6,275 | 5,981 | 6,061 | 5,804 | 6,058 | 5,740 | 4,752 | 6,965 | 7,059 | 7,570 | 8,112 | 8,317 |
| Sinaloa | 16,828 | 22,640 | 23,235 | 20,119 | 17,988 | 10,687 | 11,707 | 12,223 | 12,968 | 12,250 | 13,016 | 16,694 | 16,286 | 15,642 | 16,268 | 17,268 |
| Sonora | 108,373 | 110,191 | 111,033 | 119,000 | 114,736 | 149,223 | 173,412 | 172,773 | 171,075 | 175,444 | 174,104 | 174,712 | 179,444 | 194,528 | 201,361 | 204,919 |
| Tabasco | 10,671 | 10,039 | 10,665 | 8,893 | 9,898 | 9,229 | 9,379 | 8,495 | 7,818 | 7,784 | 8,233 | 8,341 | 8,394 | 8,323 | 8,563 | 13,490 |
| Tamaulipas | 3,293 | 3,534 | 5,556 | 4,030 | 6,176 | 7,917 | 5,900 | 7,350 | 6,490 | 7,998 | 7,511 | 15,021 | 15,440 | 15,966 | 17,123 | 20,833 |
| Tlaxcala | 10,144 | 15,423 | 11,878 | 14,455 | 12,757 | 12,446 | 8,272 | 7,164 | 6,863 | 7,302 | 6,679 | 8,132 | 11,245 | 8,925 | 10,264 | 11,586 |
| Veracruz | 29,875 | 34,684 | 35,766 | 32,278 | 36,369 | 39,547 | 42,716 | 38,091 | 45,923 | 47,334 | 62,756 | 73,723 | 73,687 | 73,687 | 67,428 | 61,998 |
| Yucatán | 14,735 | 17,270 | 20,215 | 27,410 | 27,749 | 59,576 | 70,524 | 71,624 | 72,002 | 76,672 | 83,307 | 83,052 | 87,188 | 87,003 | 81,149 | 89,930 |
| Zacatecas | 11,908 | 9,024 | 10,353 | 9,817 | 8,625 | 7,695 | 8,218 | 8,038 | 7,971 | 7,679 | 6,417 | 6,476 | 6,784 | 6,583 | 5,843 | 6,358 |
| TOTAL | 726,670 | 757,351 | 811,899 | 819,782 | 821,580 | 872,907 | 921,576 | 910,290 | 939,245 | 960,689 | 994,186 | 1,029,955 | 1,057,843 | 1,070,245 | 1,035,310 | 1,058,203 |

*FUENTE: SAGARPA*

**MEXICO, VOLUMEN DE LA PRODUCCION DE CARNE DE OVINO EN CANAL (TONELADAS)**

| | 1989 | 1990 | 1991 | 1992 | 1993 | 1994 | 1995 | 1996 | 1997 | 1998 | 1999 | 2000 | 2001 | 2002 | 2003 | 2004 |
|---|---|---|---|---|---|---|---|---|---|---|---|---|---|---|---|---|
| Aguascalientes | 299 | 389 | 415 | 211 | 251 | 260 | 220 | 225 | 223 | 228 | 238 | 230 | 221 | 247 | 280 | 292 |
| Baja California | 32 | 53 | 60 | 48 | 47 | 49 | 75 | 67 | 67 | 67 | 70 | 99 | 120 | 148 | 252 | 335 |
| Baja California Sur | 65 | 56 | 80 | 143 | 131 | 135 | 136 | 158 | 132 | 103 | 139 | 162 | 168 | 194 | 254 | 256 |
| Campeche | 32 | 36 | 61 | 60 | 62 | 109 | 128 | 165 | 171 | 182 | 188 | 197 | 276 | 302 | 318 | 404 |
| Coahuila | 491 | 513 | 447 | 440 | 551 | 567 | 452 | 470 | 467 | 670 | 665 | 647 | 638 | 584 | 644 | 641 |
| Colima | 72 | 113 | 103 | 132 | 166 | 180 | 142 | 129 | 110 | 48 | 75 | 78 | 73 | 88 | 95 | 96 |
| Chiapas | 1,327 | 1,211 | 1,160 | 1,116 | 1,102 | 1,255 | 1,092 | 1,058 | 860 | 681 | 726 | 720 | 813 | 878 | 1049 | 1,125 |
| Chihuahua | 861 | 759 | 415 | 221 | 289 | 368 | 318 | 240 | 307 | 252 | 345 | 326 | 344 | 355 | 648 | 753 |
| Distrito Federal | 239 | 247 | 167 | 151 | 122 | 185 | 118 | 153 | 130 | 101 | 129 | 108 | 104 | 107 | 109 | 148 |
| Durango | 664 | 722 | 302 | 302 | 317 | 334 | 392 | 422 | 391 | 352 | 305 | 330 | 384 | 377 | 357 | 370 |
| Guanajuato | 971 | 971 | 1,040 | 914 | 1,041 | 1,006 | 990 | 973 | 967 | 979 | 987 | 1,060 | 1,106 | 1,200 | 1188 | 1,097 |
| Guerrero | 236 | 307 | 311 | 318 | 297 | 328 | 291 | 309 | 313 | 325 | 358 | 463 | 431 | 480 | 529 | 489 |
| Hidalgo | 2,281 | 2,788 | 3,845 | 3,635 | 3,783 | 3,954 | 4,132 | 4,177 | 4,679 | 4,285 | 4,502 | 4,626 | 4,710 | 4,944 | 5381 | 5,501 |
| Jalisco | 315 | 444 | 399 | 518 | 574 | 601 | 670 | 708 | 713 | 718 | 752 | 938 | 1,362 | 1,543 | 1600 | 1,582 |
| México | 4,401 | 3,964 | 4,142 | 4,679 | 4,695 | 5,044 | 5,051 | 5,092 | 4,980 | 5,181 | 5,286 | 5,409 | 5,512 | 5,548 | 7279 | 5,642 |
| Michoacán | 629 | 686 | 766 | 805 | 826 | 981 | 1,055 | 1,078 | 1,047 | 1,082 | 1,126 | 1,155 | 1,209 | 1,257 | 1259 | 1,260 |
| Morelos | 151 | 144 | 229 | 257 | 231 | 262 | 123 | 98 | 102 | 131 | 194 | 289 | 334 | 332 | 354 | 375 |
| Nayarit | 49 | 56 | 48 | 31 | 54 | 69 | 75 | 75 | 68 | 78 | 95 | 104 | 118 | 120 | 142 | 155 |
| Nuevo León | 453 | 291 | 271 | 318 | 314 | 288 | 217 | 160 | 178 | 449 | 427 | 421 | 429 | 521 | 396 | 398 |
| Oaxaca | 1,227 | 1,036 | 1,454 | 1,564 | 1,585 | 1,591 | 1,497 | 1,441 | 1,523 | 1,542 | 1,560 | 1,582 | 1,592 | 1,606 | 1619 | 1,633 |
| Puebla | 1,073 | 1,282 | 1,590 | 1,907 | 1,997 | 2,081 | 2,251 | 2,265 | 2,247 | 2,589 | 2,495 | 2,546 | 2,607 | 2,644 | 2673 | 2,748 |
| Querétaro | 394 | 325 | 218 | 261 | 293 | 319 | 328 | 265 | 348 | 342 | 375 | 370 | 485 | 645 | 631 | 699 |
| Quintana Roo | 49 | 68 | 64 | 79 | 87 | 99 | 126 | 128 | 149 | 139 | 153 | 160 | 139 | 120 | 120 | 122 |
| San Luis Potosí | 2,978 | 3,182 | 2,793 | 3,521 | 3,552 | 3,716 | 3,562 | 3,170 | 3,320 | 2,735 | 2,077 | 2,142 | 1,921 | 1,948 | 2155 | 2,284 |
| Sinaloa | 210 | 148 | 235 | 411 | 501 | 633 | 962 | 1,075 | 1,141 | 1,205 | 1,175 | 1,352 | 1,783 | 1,663 | 1805 | 1,890 |
| Sonora | 252 | 235 | 171 | 165 | 195 | 172 | 202 | 179 | 200 | 228 | 232 | 231 | 185 | 378 | 560 | 530 |
| Tabasco | 246 | 235 | 185 | 188 | 197 | 194 | 176 | 159 | 161 | 159 | 161 | 164 | 181 | 191 | 212 | 232 |
| Tamaulipas | 394 | 407 | 430 | 401 | 442 | 592 | 466 | 507 | 505 | 505 | 631 | 1,000 | 928 | 1,293 | 1546 | 1,805 |
| Tlaxcala | 733 | 830 | 839 | 1,147 | 1,220 | 1,263 | 1,143 | 866 | 787 | 784 | 920 | 1,046 | 1,103 | 1,271 | 1095 | 1,431 |
| Veracruz | 1,789 | 1,764 | 2,063 | 2,054 | 1,899 | 1,686 | 1,588 | 1,806 | 1,979 | 2,101 | 2,155 | 3,134 | 4,538 | 4,643 | 4891 | 4,683 |
| Yucatán | 215 | 204 | 223 | 334 | 341 | 285 | 279 | 267 | 264 | 315 | 355 | 392 | 381 | 547 | 520 | 652 |
| Zacatecas | 1,653 | 1,233 | 1,735 | 1,542 | 1,510 | 1,667 | 1,632 | 1,560 | 1,632 | 1,833 | 1,889 | 1,909 | 2,026 | 2,022 | 2203 | 2,512 |
| TOTAL EN PIE | 24,777 | 24,695 | 26,262 | 27,872 | 28,672 | 30,274 | 29,887 | 29,443 | 30,161 | 30,389 | 30,785 | 33,390 | 36,221 | 38,196 | 42,164 | 42,140 |

*FUENTE: SAGARPA*

**MEXICO, VOLUMEN DE LA PRODUCCION DE CARNE DE CAPRINO EN CANAL (TONELADAS)**

| | 1989 | 1990 | 1991 | 1992 | 1993 | 1994 | 1995 | 1996 | 1997 | 1998 | 1999 | 2000 | 2001 | 2002 | 2003 | 2004 |
|---|---|---|---|---|---|---|---|---|---|---|---|---|---|---|---|---|
| Aguascalientes | 387 | 459 | 321 | 306 | 325 | 330 | 266 | 279 | 282 | 272 | 288 | 283 | 254 | 275 | 252 | 302 |
| Baja California | 335 | 431 | 341 | 400 | 332 | 354 | 327 | 284 | 343 | 380 | 384 | 345 | 330 | 270 | 186 | 238 |
| Baja California Sur | 299 | 368 | 569 | 713 | 834 | 500 | 642 | 587 | 439 | 510 | 439 | 463 | 485 | 409 | 426 | 453 |
| Campeche | 0 | 0 | 0 | 0 | 7 | 8 | 9 | 9 | 10 | 11 | 10 | 12 | 14 | 15 | 15 | 26 |
| Coahuila | 3,676 | 3,842 | 4,873 | 6,158 | 3,406 | 3,104 | 3,788 | 2,195 | 2,656 | 3,469 | 3,735 | 4,051 | 4,338 | 6,363 | 4315 | 4,454 |
| Colima | 130 | 144 | 119 | 129 | 104 | 130 | 117 | 111 | 93 | 33 | 48 | 51 | 49 | 49 | 49 | 48 |
| Chiapas | 151 | 199 | 173 | 139 | 139 | 0 | 0 | 0 | 0 | 0 | 0 | 0 | 1 | 0 | 0 | 0 |
| Chihuahua | 2,067 | 1,757 | 1,271 | 1,215 | 1,441 | 1,170 | 840 | 621 | 696 | 647 | 812 | 855 | 893 | 901 | 1312 | 1,181 |
| Distrito Federal | 42 | 43 | 28 | 29 | 20 | 23 | 20 | 13 | 10 | 2 | 3 | 6 | 2 | 0 | 0 | 0 |
| Durango | 1,275 | 1,334 | 1,689 | 2,398 | 1,464 | 1,284 | 1,325 | 1,315 | 1,251 | 1,275 | 1,357 | 1,499 | 1,528 | 1,566 | 1670 | 1,779 |
| Guanajuato | 1,503 | 1,383 | 1,528 | 1,803 | 1,606 | 1,546 | 1,585 | 1,652 | 1,728 | 1,764 | 1,777 | 1,820 | 1,756 | 1,650 | 1687 | 1,726 |
| Guerrero | 2,403 | 3,358 | 2,662 | 2,333 | 3,004 | 3,197 | 3,047 | 3,189 | 2,944 | 3,137 | 3,380 | 3,505 | 2,789 | 3,029 | 3362 | 3,225 |
| Hidalgo | 1,092 | 763 | 936 | 938 | 1,444 | 1,498 | 1,214 | 1,196 | 1,313 | 1,395 | 1,278 | 1,347 | 1,330 | 1,411 | 1389 | 1,360 |
| Jalisco | 954 | 1,799 | 1,914 | 2,185 | 2,328 | 1,056 | 1,907 | 2,444 | 2,424 | 2,430 | 2,307 | 2,254 | 2,390 | 2,456 | 2372 | 1,487 |
| México | 1,614 | 1,741 | 2,124 | 1,783 | 1,641 | 1,796 | 1,759 | 1,862 | 986 | 664 | 671 | 670 | 616 | 639 | 573 | 651 |
| Michoacán | 2,172 | 1,610 | 1,826 | 2,283 | 1,969 | 2,058 | 2,165 | 2,222 | 2,328 | 2,153 | 2,206 | 2,308 | 2,331 | 2,467 | 2489 | 2,346 |
| Morelos | 134 | 167 | 216 | 207 | 225 | 241 | 231 | 176 | 162 | 166 | 252 | 302 | 360 | 339 | 365 | 362 |
| Nayarit | 151 | 223 | 337 | 336 | 476 | 426 | 253 | 256 | 280 | 267 | 384 | 393 | 433 | 513 | 562 | 511 |
| Nuevo León | 1,933 | 1,300 | 1,643 | 2,027 | 2,150 | 1,476 | 875 | 987 | 850 | 1,591 | 1,332 | 1,380 | 1,387 | 1,435 | 1495 | 1,417 |
| Oaxaca | 3,587 | 2,986 | 3,701 | 3,947 | 4,925 | 4,203 | 3,524 | 4,043 | 3,956 | 3,995 | 4,052 | 4,115 | 4,161 | 4,201 | 4207 | 4,270 |
| Puebla | 2,717 | 1,957 | 2,938 | 3,037 | 3,001 | 3,203 | 3,263 | 3,273 | 3,065 | 3,392 | 3,341 | 3,392 | 3,418 | 3,463 | 3466 | 3,513 |
| Querétaro | 352 | 389 | 221 | 269 | 268 | 249 | 237 | 192 | 183 | 208 | 206 | 205 | 207 | 214 | 239 | 224 |
| Quintana Roo | 0 | 0 | 0 | 0 | 9 | 9 | 8 | 8 | 9 | 8 | 8 | 10 | 9 | 9 | 8 | 8 |
| San Luis Potosí | 5,934 | 6,494 | 5,783 | 5,720 | 6,226 | 6,075 | 5,458 | 4,128 | 4,337 | 5,455 | 3,844 | 3,451 | 3,124 | 3,187 | 3457 | 3,477 |
| Sinaloa | 360 | 613 | 667 | 867 | 963 | 1,298 | 1,162 | 1,215 | 1,315 | 1,215 | 1,387 | 1,572 | 1,611 | 1,539 | 1690 | 1,766 |
| Sonora | 453 | 278 | 279 | 222 | 234 | 197 | 315 | 345 | 249 | 192 | 216 | 223 | 263 | 374 | 463 | 479 |
| Tabasco | 0 | 0 | 0 | 0 | 0 | 0 | 0 | 0 | 0 | 0 | 0 | 0 | 0 | 0 | 0 | 0 |
| Tamaulipas | 689 | 445 | 639 | 689 | 574 | 624 | 641 | 663 | 809 | 778 | 794 | 1,330 | 1,336 | 1,680 | 2031 | 2,036 |
| Tlaxcala | 252 | 312 | 223 | 264 | 277 | 309 | 137 | 199 | 201 | 203 | 197 | 230 | 273 | 281 | 443 | 473 |
| Veracruz | 409 | 345 | 468 | 456 | 376 | 419 | 381 | 247 | 363 | 352 | 450 | 503 | 773 | 778 | 775 | 767 |
| Yucatán | 0 | 0 | 0 | 0 | 0 | 2 | 1 | 0 | 0 | 3 | 2 | 0 | 0 | 2 | 1 | 0 |
| Zacatecas | 1,899 | 1,364 | 1,826 | 2,042 | 1,726 | 1,913 | 2,181 | 2,167 | 1,987 | 2,297 | 2,271 | 2,185 | 2,378 | 2,718 | 2897 | 3,049 |
| TOTAL EN PIE | 36,969 | 36,102 | 39,314 | 42,893 | 41,494 | 38,699 | 37,678 | 35,879 | 35,269 | 38,264 | 37,431 | 38,760 | 38,839 | 42,233 | 42,196 | 41,628 |

*FUENTE: SAGARPA*

**MEXICO, VOLUMEN DE LA PRODUCCION DE CARNE DE AVE EN CANAL (TONELADAS)**

| | 1989 | 1990 | 1991 | 1992 | 1993 | 1994 | 1995 | 1996 | 1997 | 1998 | 1999 | 2000 | 2001 | 2002 | 2003 | 2004 |
|---|---|---|---|---|---|---|---|---|---|---|---|---|---|---|---|---|
| Aguascalientes | 18,343 | 18,093 | 17,239 | 17,308 | 16,735 | 18,079 | 19,259 | 29,662 | 32,336 | 47,154 | 71,221 | 95,871 | 123,788 | 112,207 | 121,896 | 133,948 |
| Baja California | 4,229 | 2,701 | 2,391 | 1,178 | 494 | 233 | 470 | 852 | 782 | 393 | 141 | 297 | 377 | 797 | 1,015 | 1,229 |
| Baja California Sur | 2,266 | 1,895 | 1,990 | 782 | 184 | 269 | 304 | 572 | 532 | 443 | 398 | 284 | 363 | 313 | 342 | 467 |
| Campeche | 3,351 | 4,341 | 4,260 | 4,436 | 5,945 | 6,486 | 6,567 | 6,937 | 7,440 | 6,604 | 6,784 | 6,989 | 7,267 | 7,893 | 8,588 | 9,071 |
| Coahuila | 10,723 | 13,334 | 15,643 | 17,138 | 36,844 | 50,933 | 44,874 | 41,022 | 43,174 | 55,888 | 69,816 | 79,267 | 110,525 | 117,551 | 105,025 | 85,178 |
| Colima | 3,449 | 3,145 | 4,320 | 4,211 | 5,487 | 5,595 | 5,463 | 10,526 | 10,091 | 9,177 | 8,843 | 10,258 | 10,051 | 7,613 | 13,544 | 14,304 |
| Chiapas | 11,465 | 14,906 | 15,239 | 17,309 | 18,175 | 16,671 | 19,503 | 18,999 | 29,550 | 61,719 | 61,900 | 54,329 | 55,980 | 63,666 | 85,773 | 80,225 |
| Chihuahua | 3,579 | 5,631 | 5,096 | 4,843 | 5,572 | 4,315 | 4,445 | 6,521 | 7,584 | 7,605 | 11,865 | 10,319 | 6,217 | 6,746 | 7,498 | 7,336 |
| Distrito Federal | 2,076 | 2,050 | 1,850 | 2,233 | 2,036 | 1,927 | 2,233 | 3,482 | 3,401 | 2,156 | 2,900 | 2,077 | 2,000 | 2,201 | 759 | 536 |
| Durango | 46,710 | 55,967 | 75,631 | 74,443 | 78,054 | 67,440 | 72,043 | 84,393 | 96,966 | 93,617 | 111,507 | 76,720 | 113,349 | 147,709 | 178,265 | 189,765 |
| Guanajuato | 64,884 | 72,440 | 77,810 | 76,274 | 72,872 | 79,776 | 83,896 | 91,947 | 105,355 | 114,607 | 122,827 | 133,799 | 135,304 | 130,797 | 133,959 | 135,347 |
| Guerrero | 12,896 | 12,854 | 13,742 | 13,800 | 13,784 | 13,067 | 16,099 | 17,223 | 16,254 | 14,287 | 13,920 | 13,109 | 10,372 | 11,925 | 13,396 | 12,946 |
| Hidalgo | 29,062 | 31,285 | 29,834 | 34,974 | 36,593 | 38,368 | 35,559 | 38,160 | 42,467 | 42,548 | 44,915 | 48,639 | 46,977 | 48,556 | 57,542 | 61,400 |
| Jalisco | 45,636 | 95,822 | 106,927 | 118,546 | 133,152 | 138,424 | 171,572 | 163,432 | 170,363 | 173,424 | 170,486 | 218,113 | 229,038 | 236,100 | 232,450 | 240,676 |
| México | 39,537 | 44,420 | 55,365 | 58,062 | 58,015 | 68,230 | 73,092 | 73,092 | 89,612 | 106,200 | 130,180 | 141,167 | 108,593 | 122,291 | 112,670 | 130,886 |
| Michoacán | 6,207 | 7,002 | 7,700 | 7,260 | 7,427 | 6,882 | 7,253 | 7,624 | 45,248 | 40,385 | 45,399 | 46,393 | 45,382 | 44,712 | 44,268 | 43,829 |
| Morelos | 25,339 | 35,318 | 39,289 | 40,043 | 45,439 | 55,444 | 41,497 | 37,143 | 39,312 | 41,917 | 42,544 | 44,257 | 46,682 | 45,501 | 45,995 | 45,616 |
| Nayarit | 8,017 | 12,134 | 11,057 | 13,610 | 12,351 | 12,881 | 12,553 | 14,617 | 14,287 | 12,841 | 15,015 | 15,014 | 16,690 | 24,921 | 25,593 | 26,073 |
| Nuevo León | 41,540 | 39,582 | 39,803 | 38,917 | 47,743 | 38,442 | 42,822 | 55,196 | 63,314 | 86,546 | 86,400 | 96,315 | 104,839 | 119,445 | 111,458 | 109,964 |
| Oaxaca | 2,709 | 3,423 | 3,853 | 4,903 | 4,786 | 4,052 | 4,430 | 4,643 | 4,302 | 4,706 | 5,091 | 5,279 | 5,436 | 7,763 | 7,862 | 7,985 |
| Puebla | 39,090 | 59,468 | 60,447 | 48,325 | 61,870 | 97,592 | 97,044 | 97,116 | 107,685 | 122,202 | 149,094 | 149,841 | 152,445 | 155,241 | 156,118 | 165,484 |
| Querétaro | 23,219 | 30,132 | 69,679 | 72,225 | 105,247 | 125,395 | 146,239 | 146,813 | 151,852 | 181,575 | 160,988 | 167,049 | 170,255 | 181,849 | 202,162 | 205,082 |
| Quintana Roo | 3,402 | 6,015 | 5,224 | 5,642 | 6,274 | 5,566 | 6,873 | 5,589 | 5,865 | 4,685 | 5,374 | 5,090 | 5,220 | 4,835 | 3,575 | 6,653 |
| San Luis Potosí | 17,163 | 18,282 | 19,147 | 21,492 | 23,659 | 15,528 | 17,149 | 17,802 | 23,587 | 43,800 | 57,080 | 56,664 | 56,557 | 55,335 | 61,550 | 61,984 |
| Sinaloa | 34,830 | 32,618 | 34,220 | 36,455 | 43,876 | 31,168 | 42,580 | 43,319 | 56,741 | 58,690 | 62,181 | 67,842 | 66,801 | 83,375 | 86,610 | 106,113 |
| Sonora | 22,625 | 21,316 | 21,868 | 11,736 | 12,292 | 4,102 | 921 | 1,959 | 6,150 | 5,050 | 4,648 | 4,807 | 5,403 | 5,234 | 4,927 | 5,966 |
| Tabasco | 11,000 | 12,453 | 13,043 | 16,090 | 14,126 | 12,159 | 16,904 | 14,399 | 14,201 | 12,024 | 13,745 | 13,984 | 23,348 | 23,159 | 23,578 | 23,712 |
| Tamaulipas | 2,312 | 1,883 | 2,116 | 1,241 | 3,213 | 3,237 | 3,791 | 1,130 | 2,307 | 2,044 | 1,183 | 385 | 455 | 562 | 1,043 | 619 |
| Tlaxcala | 1,501 | 2,244 | 949 | 878 | 1,028 | 1,035 | 766 | 921 | 977 | 817 | 842 | 718 | 824 | 871 | 831 | 1,113 |
| Veracruz | 39,135 | 48,362 | 49,924 | 69,951 | 92,377 | 125,550 | 204,325 | 142,453 | 157,356 | 162,970 | 170,022 | 175,494 | 176,517 | 228,681 | 228,288 | 235,496 |
| Yucatán | 32,150 | 38,098 | 49,576 | 61,360 | 72,203 | 74,835 | 80,735 | 83,856 | 89,698 | 79,900 | 81,470 | 82,099 | 88,382 | 75,226 | 76,384 | 72,973 |
| Zacatecas | 2,587 | 3,212 | 2,717 | 2,832 | 2,176 | 2,326 | 2,604 | 2,967 | 3,116 | 2,947 | 2,759 | 2,780 | 2,585 | 2,686 | 2,621 | 2,609 |
| TOTAL EN PIE | 611,032 | 750,427 | 857,947 | 898,495 | 1,040,029 | 1,126,008 | 1,283,867 | 1,264,366 | 1,441,905 | 1,598,921 | 1,731,538 | 1,825,249 | 1,928,022 | 2,075,761 | 2,155,585 | 2,224,585 |

*FUENTE: SAGARPA*

**MEXICO, VOLUMEN DE LA PRODUCCION DE LECHE DE BOVINO (MILES DE LITROS)**

| ENTIDAD | 1989 | 1990 | 1991 | 1992 | 1993 | 1994 | 1995 | 1996 | 1997 | 1998 | 1999 | 2000 | 2001 | 2002 | 2003 | 2004 |
|---|---|---|---|---|---|---|---|---|---|---|---|---|---|---|---|---|
| Aguascalientes | 152,104 | 183,106 | 205,636 | 217,599 | 256,603 | 273,608 | 290,055 | 348,303 | 348,013 | 389,940 | 394,410 | 390,527 | 415,977 | 415,057 | 394,987 | 402,541 |
| Baja California | 183,749 | 171,817 | 176,070 | 172,525 | 151,596 | 160,542 | 163,690 | 176,591 | 185,061 | 211,723 | 230,510 | 241,076 | 223,061 | 194,138 | 200,861 | 208,752 |
| Baja California Sur | 14,293 | 14,970 | 16,412 | 18,793 | 19,884 | 20,334 | 24,205 | 23,981 | 25,509 | 27,725 | 32,163 | 33,388 | 34,520 | 36,551 | 39,651 | 42,982 |
| Campeche | 16,255 | 15,500 | 17,218 | 11,112 | 12,541 | 16,654 | 17,851 | 18,449 | 18,730 | 18,567 | 19,977 | 18,846 | 22,968 | 23,450 | 25,884 | 33,270 |
| Coahuila | 294,456 | 325,724 | 392,896 | 407,153 | 575,722 | 616,388 | 635,364 | 662,510 | 723,711 | 790,130 | 853,826 | 863,752 | 951,567 | 959,914 | 1,058,886 | 1,087,526 |
| Colima | 38,679 | 38,730 | 33,000 | 34,596 | 35,910 | 35,934 | 36,742 | 36,968 | 36,701 | 38,321 | 37,175 | 36,109 | 38,219 | 39,201 | 37,847 | 34,384 |
| Chiapas | 187,664 | 200,469 | 204,320 | 217,380 | 222,244 | 175,380 | 202,500 | 193,834 | 192,046 | 280,496 | 294,833 | 306,843 | 273,919 | 282,633 | 320,923 | 300,050 |
| Chihuahua | 340,271 | 467,431 | 545,982 | 510,370 | 601,520 | 544,723 | 479,490 | 559,942 | 630,103 | 698,320 | 704,385 | 735,251 | 772,361 | 802,394 | 712,828 | 784,031 |
| Distrito Federal | 30,190 | 26,593 | 21,700 | 16,337 | 13,922 | 14,846 | 13,730 | 11,958 | 11,352 | 17,283 | 22,898 | 19,110 | 15,500 | 19,599 | 12,955 | 13,039 |
| Durango | 317,103 | 343,947 | 347,112 | 376,140 | 491,111 | 545,016 | 579,913 | 715,536 | 743,440 | 818,776 | 826,922 | 901,137 | 914,502 | 914,553 | 953,316 | 958,776 |
| Guanajuato | 416,780 | 499,390 | 528,383 | 543,630 | 560,000 | 569,340 | 566,150 | 574,230 | 586,475 | 605,364 | 619,814 | 629,292 | 644,319 | 661,861 | 647,465 | 664,786 |
| Guerrero | 35,351 | 55,810 | 66,386 | 59,555 | 61,432 | 54,343 | 61,133 | 58,773 | 58,714 | 69,472 | 69,633 | 80,980 | 71,376 | 71,261 | 78,215 | 78,036 |
| Hidalgo | 263,306 | 273,229 | 278,495 | 313,732 | 345,392 | 347,567 | 323,430 | 331,792 | 335,273 | 345,998 | 362,217 | 376,837 | 400,253 | 419,996 | 415,024 | 411,105 |
| Jalisco | 1,046,143 | 1,120,400 | 1,183,659 | 1,220,779 | 1,251,324 | 1,257,392 | 1,169,586 | 1,211,028 | 1,231,283 | 1,253,730 | 1,563,606 | 1,678,175 | 1,691,143 | 1,719,155 | 1,712,546 | 1,701,291 |
| México | 353,372 | 304,519 | 410,016 | 409,250 | 409,878 | 403,229 | 408,365 | 412,480 | 416,608 | 427,085 | 432,115 | 468,953 | 480,204 | 484,161 | 489,628 | 490,145 |
| Michoacán | 193,708 | 236,618 | 234,428 | 259,737 | 264,230 | 268,088 | 266,520 | 267,559 | 279,543 | 283,995 | 293,923 | 293,928 | 302,569 | 297,038 | 313,040 | 312,874 |
| Morelos | 45,319 | 17,751 | 19,701 | 19,105 | 19,013 | 19,145 | 17,999 | 11,612 | 12,866 | 12,899 | 14,190 | 15,852 | 17,754 | 17,120 | 17,500 | 17,798 |
| Nayarit | 39,314 | 43,265 | 53,718 | 54,957 | 57,275 | 58,065 | 51,671 | 54,963 | 51,067 | 43,145 | 58,682 | 85,882 | 68,503 | 67,207 | 64,175 | 67,438 |
| Nuevo León | 37,650 | 31,845 | 25,731 | 25,000 | 28,277 | 28,020 | 30,877 | 27,417 | 31,766 | 38,361 | 37,559 | 37,072 | 37,162 | 41,905 | 40,790 | 41,442 |
| Oaxaca | 70,440 | 91,600 | 121,443 | 144,178 | 134,393 | 127,219 | 130,002 | 130,212 | 132,254 | 133,765 | 136,709 | 140,821 | 142,286 | 143,439 | 142,901 | 143,179 |
| Puebla | 208,264 | 260,400 | 262,046 | 266,470 | 274,551 | 240,299 | 291,674 | 299,824 | 283,292 | 308,139 | 347,171 | 354,869 | 358,842 | 362,933 | 363,296 | 364,452 |
| Querétaro | 114,537 | 127,750 | 149,650 | 152,910 | 157,534 | 159,684 | 155,090 | 141,025 | 158,853 | 171,778 | 185,270 | 186,683 | 198,979 | 219,637 | 215,823 | 209,328 |
| Quintana Roo | 1,767 | 1,771 | 2,479 | 2,740 | 2,695 | 3,203 | 2,708 | 2,940 | 3,567 | 3,965 | 4,476 | 1,949 | 5,062 | 3,888 | 4,974 | 4,590 |
| San Luis Potosí | 243,118 | 247,593 | 263,501 | 278,705 | 277,258 | 278,646 | 285,048 | 256,106 | 264,229 | 230,714 | 206,248 | 180,604 | 142,316 | 141,697 | 142,848 | 144,523 |
| Sinaloa | 106,064 | 112,303 | 166,439 | 181,345 | 115,230 | 54,300 | 57,068 | 57,208 | 55,091 | 82,700 | 83,435 | 95,684 | 84,828 | 88,701 | 82,365 | 77,243 |
| Sonora | 75,109 | 80,075 | 81,208 | 92,272 | 83,564 | 77,155 | 98,795 | 92,857 | 87,751 | 102,101 | 99,500 | 108,100 | 118,355 | 135,753 | 148,090 | 136,376 |
| Tabasco | 86,135 | 89,495 | 90,279 | 87,320 | 84,540 | 90,114 | 87,954 | 83,730 | 85,800 | 83,978 | 83,475 | 85,754 | 89,311 | 88,610 | 96,041 | 99,432 |
| Tamaulipas | 23,961 | 22,752 | 31,275 | 23,832 | 23,090 | 24,953 | 30,160 | 26,172 | 23,895 | 22,791 | 20,747 | 25,172 | 22,089 | 23,559 | 27,887 | 30,015 |
| Tlaxcala | 52,064 | 77,144 | 67,064 | 75,390 | 81,109 | 104,326 | 78,885 | 100,845 | 89,988 | 91,174 | 95,500 | 107,716 | 114,981 | 142,239 | 158,000 | 141,560 |
| Veracruz | 465,735 | 549,468 | 597,219 | 644,160 | 665,290 | 624,752 | 699,216 | 551,519 | 596,024 | 566,187 | 600,316 | 654,832 | 671,350 | 698,733 | 720,426 | 719,360 |
| Yucatán | 9,447 | 8,237 | 9,800 | 12,857 | 17,535 | 18,104 | 15,337 | 15,903 | 13,752 | 12,505 | 12,561 | 12,938 | 9,654 | 12,372 | 9,253 | 7,749 |
| Zacatecas | 114,961 | 101,843 | 113,849 | 116,281 | 109,415 | 108,844 | 127,390 | 130,155 | 135,348 | 134,584 | 133,068 | 143,312 | 138,363 | 129,525 | 135,930 | 145,684 |
| TOTAL | 5,577,309 | 6,141,545 | 6,717,115 | 6,966,210 | 7,404,078 | 7,320,213 | 7,398,598 | 7,586,422 | 7,848,105 | 8,315,711 | 8,877,314 | 9,311,444 | 9,472,293 | 9,658,280 | 9,784,355 | 9,873,757 |

*FUENTE: SAGARPA*

**MEXICO, VOLUMEN DE LA PRODUCCION DE LECHE DE CAPRINO (MILES DE LITROS)**

| | 1989 | 1990 | 1991 | 1992 | 1993 | 1994 | 1995 | 1996 | 1997 | 1998 | 1999 | 2000 | 2001 | 2002 | 2003 | 2004 |
|---|---|---|---|---|---|---|---|---|---|---|---|---|---|---|---|---|
| Aguascalientes | 393 | 0 | 0 | 0 | 0 | 0 | 0 | 0 | 0 | 0 | 0 | 0 | 0 | 0 | 0 | 0 |
| Baja California | 515 | 0 | 0 | 0 | 0 | 0 | 0 | 0 | 178 | 243 | 329 | 345 | 342 | 306 | 433 | 499 |
| Baja California Sur | 2,310 | 2,577 | 2,914 | 3,833 | 2,802 | 2,581 | 3,981 | 1,536 | 2,103 | 3,362 | 2,862 | 3,337 | 2,089 | 1,965 | 2365 | 2,534 |
| Campeche | 0 | 0 | 0 | 0 | 0 | 0 | 0 | 0 | 0 | 0 | 0 | 0 | 0 | 0 | 0 | 0 |
| Coahuila | 34,670 | 36,373 | 41,513 | 49,875 | 55,545 | 48,599 | 51,603 | 42,611 | 38,924 | 40,705 | 45,229 | 42,782 | 52,120 | 58,435 | 51071 | 52,185 |
| Colima | 21 | 22 | 18 | 18 | 16 | 15 | 14 | 13 | 6 | 1 | 1 | 1 | 1 | 1 | 1 | 1 |
| Chiapas | 170 | 253 | 252 | 240 | 159 | 0 | 0 | 0 | 0 | 0 | 0 | 0 | 0 | 0 | 0 | 0 |
| Chihuahua | 14,917 | 11,626 | 8,107 | 3,135 | 2,988 | 2,536 | 4,074 | 3,840 | 2,378 | 3,796 | 4,628 | 4,600 | 4,580 | 4,601 | 10002 | 9,450 |
| Distrito Federal | 0 | 0 | 0 | 0 | 0 | 0 | 0 | 0 | 0 | 0 | 0 | 0 | 0 | 0 | 0 | 0 |
| Durango | 6,063 | 6,755 | 7,693 | 21,820 | 22,121 | 19,721 | 20,713 | 19,318 | 20,041 | 22,203 | 23,468 | 24,264 | 29,507 | 28,372 | 38605 | 39,895 |
| Guanajuato | 21,664 | 20,767 | 21,062 | 22,900 | 23,700 | 23,520 | 23,280 | 23,170 | 21,042 | 23,549 | 23,464 | 23,732 | 23,066 | 23,336 | 22254 | 21,935 |
| Guerrero | 2,360 | 2,434 | 2,491 | 2,550 | 2,609 | 2,499 | 2,598 | 2,416 | 3,140 | 3,560 | 3,640 | 3,545 | 0 | 0 | 0 | 0 |
| Hidalgo | 1,829 | 1,883 | 2,981 | 2,268 | 1,779 | 1,549 | 1,042 | 971 | 816 | 786 | 628 | 586 | 459 | 366 | 247 | 212 |
| Jalisco | 6,172 | 7,500 | 5,639 | 6,358 | 3,337 | 5,642 | 6,000 | 6,020 | 6,096 | 6,154 | 5,031 | 6,323 | 5,198 | 5,760 | 5647 | 6,221 |
| México | 0 | 0 | 0 | 0 | 0 | 0 | 0 | 0 | 0 | 0 | 0 | 0 | 0 | 0 | 0 | 0 |
| Michoacán | 3,691 | 3,958 | 3,946 | 3,810 | 3,645 | 3,689 | 3,520 | 3,610 | 3,558 | 3,363 | 3,491 | 3,589 | 3,599 | 3,640 | 3664 | 3,518 |
| Morelos | 1,998 | 901 | 943 | 0 | 0 | 0 | 0 | 0 | 0 | 0 | 0 | 0 | 0 | 0 | 0 | 0 |
| Nayarit | 296 | 364 | 290 | 285 | 217 | 242 | 171 | 173 | 166 | 117 | 107 | 96 | 42 | 75 | 0 | 1 |
| Nuevo León | 6,305 | 5,816 | 6,420 | 7,800 | 10,191 | 7,893 | 2,004 | 571 | 3,706 | 5,697 | 5,027 | 5,452 | 5,697 | 6,848 | 4709 | 4,883 |
| Oaxaca | 3,981 | 2,669 | 4,069 | 0 | 0 | 0 | 0 | 0 | 0 | 0 | 0 | 0 | 0 | 0 | 0 | 0 |
| Puebla | 662 | 1,166 | 1,285 | 1,255 | 1,026 | 1,188 | 1,150 | 1,157 | 978 | 1,182 | 1,227 | 1,244 | 1,257 | 1,272 | 1284 | 1,305 |
| Querétaro | 1,409 | 1,902 | 1,866 | 1,591 | 1,547 | 1,575 | 1,325 | 1,280 | 1,070 | 899 | 919 | 956 | 738 | 820 | 804 | 621 |
| Quintana Roo | 0 | 0 | 0 | 0 | 0 | 0 | 0 | 0 | 0 | 0 | 0 | 0 | 0 | 0 | 0 | 0 |
| San Luis Potosí | 11,340 | 10,713 | 11,374 | 12,309 | 12,158 | 12,491 | 11,905 | 9,924 | 10,396 | 5,017 | 3,663 | 3,269 | 3,264 | 3,277 | 3209 | 3,447 |
| Sinaloa | 1,049 | 1,274 | 1,579 | 1,842 | 1,517 | 1,168 | 0 | 0 | 0 | 0 | 0 | 0 | 0 | 0 | 0 | 0 |
| Sonora | 315 | 305 | 185 | 0 | 0 | 0 | 36 | 562 | 564 | 833 | 631 | 485 | 491 | 837 | 967 | 1,018 |
| Tabasco | 0 | 0 | 0 | 0 | 0 | 0 | 0 | 0 | 0 | 0 | 0 | 0 | 0 | 0 | 0 | 0 |
| Tamaulipas | 175 | 225 | 194 | 170 | 204 | 235 | 189 | 186 | 180 | 181 | 193 | 202 | 251 | 273 | 250 | 140 |
| Tlaxcala | 247 | 535 | 585 | 559 | 635 | 1,229 | 444 | 641 | 673 | 615 | 622 | 1,166 | 1,442 | 334 | 366 | 500 |
| Veracruz | 393 | 484 | 430 | 438 | 301 | 340 | 340 | 311 | 348 | 438 | 726 | 835 | 1,227 | 1,235 | 1186 | 1,220 |
| Yucatán | 0 | 0 | 0 | 0 | 0 | 0 | 0 | 0 | 0 | 0 | 0 | 0 | 0 | 0 | 0 | 0 |
| Zacatecas | 3,705 | 3,889 | 4,821 | 4,822 | 4,647 | 4,618 | 4,660 | 4,615 | 4,165 | 5,043 | 5,112 | 4,368 | 4,503 | 4,714 | 4777 | 4,893 |
| TOTAL | 126,650 | 124,391 | 130,657 | 147,878 | 151,144 | 141,330 | 139,049 | 122,925 | 120,528 | 127,744 | 130,998 | 131,177 | 139,873 | 146,467 | 151,841 | 154,478 |

*FUENTE: SAGARPA*

**MEXICO, VOLUMEN DE LA PRODUCCION DE HUEVO (TONELADAS)**

| | 1989 | 1990 | 1991 | 1992 | 1993 | 1994 | 1995 | 1996 | 1997 | 1998 | 1999 | 2000 | 2001 | 2002 | 2003 | 2004 |
|---|---|---|---|---|---|---|---|---|---|---|---|---|---|---|---|---|
| Aguascalientes | 5,498 | 4,533 | 4,675 | 4,800 | 5,221 | 8,268 | 8,846 | 9,161 | 10,052 | 8,318 | 8,600 | 8,559 | 8,607 | 8,994 | 9,169 | 8,926 |
| Baja California | 14,874 | 14,201 | 18,503 | 16,139 | 14,277 | 13,020 | 12,130 | 9,092 | 8,267 | 7,697 | 6,047 | 6,540 | 4,895 | 6,736 | 9,225 | 9,626 |
| Baja California Sur | 3,831 | 3,310 | 3,374 | 3,396 | 3,167 | 2,625 | 2,698 | 2,422 | 3,396 | 2,218 | 1,996 | 1,186 | 343 | 11 | 121 | 122 |
| Campeche | 866 | 800 | 700 | 562 | 844 | 4,332 | 3,510 | 3,375 | 5,307 | 4,836 | 4,416 | 4,770 | 5,037 | 4,907 | 4,544 | 5,110 |
| Coahuila | 31,243 | 33,717 | 40,473 | 37,529 | 35,539 | 46,833 | 47,774 | 49,927 | 52,714 | 68,866 | 75,594 | 68,088 | 49,014 | 55,760 | 56,113 | 52,184 |
| Colima | 3,294 | 2,930 | 2,300 | 2,374 | 2,365 | 2,355 | 2,345 | 2,337 | 2,556 | 2,082 | 2,082 | 2,192 | 1,977 | 2,075 | 2,075 | 1,658 |
| Chiapas | 8,329 | 8,483 | 8,015 | 8,820 | 7,119 | 7,000 | 7,105 | 6,482 | 6,679 | 5,672 | 5,016 | 3,732 | 3,821 | 3,913 | 4,012 | 4,015 |
| Chihuahua | 3,247 | 3,789 | 5,006 | 2,558 | 3,651 | 4,982 | 7,411 | 10,502 | 11,042 | 12,608 | 10,611 | 10,929 | 10,922 | 11,484 | 8,256 | 7,453 |
| Distrito Federal | 2,175 | 2,184 | 2,111 | 2,673 | 2,364 | 1,879 | 1,846 | 1,277 | 1,838 | 1,890 | 2,870 | 2,465 | 2,500 | 2,568 | 754 | 699 |
| Durango | 46,284 | 47,791 | 48,883 | 27,264 | 27,383 | 43,942 | 49,221 | 52,010 | 56,540 | 73,742 | 75,641 | 80,593 | 68,873 | 70,418 | 75,252 | 73,835 |
| Guanajuato | 39,980 | 40,237 | 42,165 | 44,150 | 46,200 | 49,703 | 48,034 | 54,700 | 63,182 | 66,078 | 67,299 | 67,031 | 70,179 | 77,731 | 72,921 | 75,874 |
| Guerrero | 8,441 | 9,129 | 9,340 | 9,969 | 10,418 | 11,044 | 10,812 | 11,108 | 11,569 | 11,639 | 12,925 | 10,105 | 11,302 | 9,870 | 11,375 | 11,113 |
| Hidalgo | 6,936 | 4,228 | 6,489 | 6,801 | 7,117 | 7,307 | 7,001 | 8,483 | 8,156 | 8,220 | 8,914 | 8,362 | 9,820 | 9,860 | 11,392 | 10,754 |
| Jalisco | 210,056 | 232,188 | 258,303 | 283,800 | 305,145 | 322,243 | 301,877 | 302,324 | 321,654 | 373,606 | 471,912 | 633,254 | 759,902 | 750,409 | 728,246 | 752,770 |
| México | 24,062 | 22,473 | 27,560 | 29,451 | 30,600 | 31,757 | 32,932 | 33,520 | 34,500 | 35,535 | 36,908 | 38,295 | 36,670 | 38,615 | 35,879 | 40,267 |
| Michoacán | 31,469 | 34,469 | 34,839 | 35,364 | 31,669 | 32,039 | 31,756 | 32,391 | 47,322 | 25,959 | 27,834 | 28,077 | 25,276 | 25,473 | 26,053 | 26,422 |
| Morelos | 21,817 | 13,238 | 14,627 | 14,388 | 13,471 | 15,048 | 10,784 | 8,538 | 9,529 | 8,458 | 0 | 0 | 0 | 0 | 0 | 0 |
| Nayarit | 15,612 | 18,429 | 17,300 | 15,394 | 10,539 | 10,523 | 9,204 | 10,862 | 11,550 | 10,802 | 10,354 | 10,283 | 13,129 | 14,641 | 14,189 | 14,266 |
| Nuevo León | 69,400 | 62,736 | 58,598 | 60,019 | 64,323 | 72,765 | 78,457 | 62,775 | 66,492 | 89,084 | 115,615 | 101,400 | 110,127 | 105,747 | 87,802 | 88,947 |
| Oaxaca | 4,150 | 3,900 | 4,401 | 5,163 | 5,103 | 4,207 | 4,301 | 4,154 | 4,466 | 5,310 | 5,948 | 6,491 | 6,950 | 7,600 | 7,591 | 7,164 |
| Puebla | 198,356 | 228,372 | 273,535 | 250,840 | 282,415 | 286,369 | 287,801 | 297,098 | 318,130 | 371,015 | 400,029 | 401,629 | 408,195 | 415,242 | 417,205 | 425,122 |
| Querétaro | 4,100 | 5,254 | 9,194 | 9,448 | 10,010 | 11,983 | 13,967 | 14,783 | 15,261 | 18,410 | 19,580 | 21,776 | 21,085 | 23,407 | 22,995 | 25,154 |
| Quintana Roo | 2,900 | 1,545 | 671 | 748 | 717 | 766 | 774 | 731 | 835 | 958 | 1,003 | 1,021 | 691 | 698 | 719 | 735 |
| San Luis Potosí | 1,217 | 1,188 | 1,083 | 1,281 | 1,557 | 1,598 | 1,392 | 1,607 | 1,658 | 1,737 | 5,638 | 5,411 | 3,820 | 3,351 | 2,780 | 2,563 |
| Sinaloa | 69,614 | 51,931 | 49,811 | 54,535 | 41,336 | 33,175 | 40,819 | 37,431 | 38,976 | 38,951 | 39,715 | 49,797 | 38,465 | 30,253 | 36,561 | 35,062 |
| Sonora | 169,884 | 112,176 | 122,578 | 137,620 | 146,964 | 130,506 | 127,340 | 121,685 | 121,915 | 110,939 | 120,340 | 114,465 | 120,210 | 117,902 | 130,842 | 124,069 |
| Tabasco | 2,121 | 2,149 | 1,842 | 1,841 | 1,886 | 1,573 | 1,698 | 1,495 | 1,475 | 1,495 | 1,488 | 1,502 | 1,455 | 1,400 | 1,402 | 1,407 |
| Tamaulipas | 5,840 | 3,255 | 1,371 | 901 | 1,915 | 1,475 | 908 | 692 | 783 | 851 | 852 | 352 | 284 | 424 | 417 | 321 |
| Tlaxcala | 1,185 | 960 | 1,006 | 1,247 | 1,622 | 770 | 583 | 615 | 555 | 517 | 600 | 780 | 1,099 | 1,496 | 1,562 | 1,096 |
| Veracruz | 14,081 | 10,641 | 13,514 | 14,726 | 15,340 | 15,162 | 16,334 | 15,423 | 15,896 | 18,259 | 18,853 | 19,859 | 21,454 | 22,968 | 22,963 | 23,762 |
| Yucatán | 23,822 | 27,436 | 56,866 | 74,989 | 101,239 | 68,613 | 69,729 | 66,156 | 74,066 | 73,403 | 73,683 | 76,529 | 73,346 | 73,468 | 67,011 | 73,033 |
| Zacatecas | 2,335 | 2,123 | 2,248 | 2,480 | 2,043 | 2,361 | 2,598 | 2,716 | 2,574 | 1,998 | 2,430 | 2,469 | 2,695 | 3,167 | 3,106 | 2,948 |
| TOTAL | 1,047,019 | 1,009,795 | 1,141,381 | 1,161,270 | 1,233,559 | 1,246,223 | 1,241,987 | 1,235,872 | 1,328,935 | 1,461,153 | 1,634,793 | 1,787,942 | 1,892,143 | 1,900,588 | 1,872,532 | 1,906,477 |

*FUENTE: SAGARPA*

**MEXICO, VOLUMEN DE LA PRODUCCION DE MIEL (TONELADAS)**

| | 1989 | 1990 | 1991 | 1992 | 1993 | 1994 | 1995 | 1996 | 1997 | 1998 | 1999 | 2000 | 2001 | 2002 | 2003 | 2004 |
|---|---|---|---|---|---|---|---|---|---|---|---|---|---|---|---|---|
| Aguascalientes | 180 | 226 | 206 | 150 | 208 | 257 | 177 | 194 | 159 | 249 | 26 | 159 | 250 | 300 | 300 | 304 |
| Baja California | 0 | 139 | 170 | 0 | 0 | 0 | 0 | 200 | 198 | 132 | 234 | 245 | 267 | 123 | 152 | 157 |
| Baja California Sur | 151 | 103 | 82 | 127 | 145 | 197 | 212 | 250 | 201 | 187 | 175 | 237 | 210 | 292 | 296 | 203 |
| Campeche | 6,771 | 8,450 | 8,600 | 6,001 | 5,454 | 4,050 | 3,706 | 3,213 | 2,950 | 4,799 | 4,397 | 7,593 | 8,521 | 8,047 | 6,412 | 6,323 |
| Coahuila | 20 | 130 | 99 | 193 | 145 | 150 | 164 | 65 | 163 | 68 | 76 | 239 | 256 | 294 | 316 | 317 |
| Colima | 1,220 | 1,201 | 1,179 | 1,162 | 1,065 | 1,070 | 1,075 | 1,065 | 559 | 509 | 473 | 481 | 477 | 342 | 357 | 369 |
| Chiapas | 2,664 | 2,871 | 2,950 | 2,965 | 3,000 | 3,000 | 3,050 | 3,146 | 2,674 | 2,893 | 3,112 | 2,520 | 2,957 | 3,421 | 3,372 | 3,193 |
| Chihuahua | 489 | 342 | 339 | 434 | 774 | 449 | 218 | 364 | 638 | 320 | 480 | 500 | 539 | 574 | 918 | 1,156 |
| Distrito Federal | 43 | 177 | 174 | 114 | 114 | 100 | 70 | 197 | 113 | 185 | 100 | 100 | 100 | 100 | 84 | 96 |
| Durango | 588 | 771 | 461 | 261 | 449 | 390 | 302 | 505 | 464 | 221 | 361 | 421 | 327 | 398 | 506 | 682 |
| Guanajuato | 1,195 | 1,197 | 1,240 | 910 | 962 | 1,040 | 1,050 | 1,097 | 861 | 1,147 | 500 | 247 | 1,062 | 814 | 475 | 625 |
| Guerrero | 3,978 | 4,055 | 4,241 | 3,908 | 4,436 | 3,945 | 3,933 | 918 | 3,868 | 4,497 | 5,899 | 4,356 | 3,836 | 3,702 | 4,278 | 3,595 |
| Hidalgo | 1,837 | 1,510 | 1,375 | 1,670 | 1,605 | 1,729 | 1,312 | 1,290 | 1,223 | 1,093 | 972 | 818 | 817 | 790 | 775 | 763 |
| Jalisco | 4,085 | 5,013 | 6,903 | 6,972 | 7,718 | 7,304 | 4,344 | 5,212 | 6,065 | 6,091 | 5,004 | 5,916 | 5,621 | 5,785 | 6,050 | 5,696 |
| México | 1,985 | 1,282 | 963 | 1,200 | 851 | 834 | 794 | 793 | 801 | 814 | 829 | 768 | 1,220 | 896 | 1,122 | 1,210 |
| Michoacán | 3,235 | 3,050 | 2,150 | 2,020 | 1,887 | 1,816 | 1,708 | 1,786 | 1,976 | 1,591 | 1,812 | 1,903 | 1,915 | 1,786 | 1,678 | 1,891 |
| Morelos | 953 | 1,262 | 1,092 | 750 | 600 | 687 | 475 | 181 | 541 | 900 | 885 | 141 | 875 | 465 | 467 | 931 |
| Nayarit | 918 | 890 | 1,218 | 873 | 639 | 571 | 463 | 515 | 563 | 509 | 655 | 542 | 283 | 526 | 353 | 248 |
| Nuevo León | 450 | 298 | 490 | 527 | 525 | 491 | 500 | 502 | 430 | 420 | 420 | 430 | 345 | 445 | 453 | 460 |
| Oaxaca | 2,589 | 2,015 | 2,766 | 2,449 | 2,479 | 2,494 | 2,011 | 2,598 | 1,837 | 1,776 | 2,039 | 2,128 | 2,172 | 2,222 | 2,314 | 2,639 |
| Puebla | 2,375 | 3,001 | 2,276 | 2,357 | 2,333 | 2,354 | 2,001 | 2,269 | 2,939 | 3,207 | 2,200 | 3,103 | 2,900 | 3,200 | 3,220 | 3,356 |
| Querétaro | 350 | 400 | 400 | 271 | 374 | 390 | 185 | 141 | 98 | 115 | 117 | 90 | 99 | 78 | 64 | 84 |
| Quintana Roo | 3,071 | 4,537 | 2,295 | 3,000 | 2,910 | 2,550 | 2,700 | 2,640 | 3,888 | 2,941 | 3,164 | 3,627 | 2,544 | 2,486 | 2,504 | 2,556 |
| San Luis Potosí | 667 | 544 | 612 | 1,534 | 1,249 | 1,288 | 1,052 | 1,390 | 964 | 900 | 982 | 794 | 930 | 1,000 | 986 | 1,061 |
| Sinaloa | 803 | 1,337 | 1,460 | 2,184 | 1,920 | 1,538 | 942 | 682 | 912 | 1,165 | 1,413 | 1,546 | 1,540 | 1,105 | 1,083 | 953 |
| Sonora | 1,570 | 1,832 | 1,495 | 957 | 807 | 781 | 805 | 920 | 691 | 808 | 530 | 353 | 478 | 313 | 542 | 577 |
| Tabasco | 150 | 361 | 425 | 450 | 372 | 328 | 244 | 80 | 86 | 118 | 114 | 120 | 118 | 193 | 203 | 189 |
| Tamaulipas | 919 | 957 | 1,314 | 993 | 884 | 632 | 786 | 760 | 706 | 630 | 609 | 595 | 573 | 495 | 506 | 490 |
| Tlaxcala | 166 | 190 | 134 | 201 | 250 | 454 | 236 | 335 | 335 | 362 | 371 | 413 | 568 | 455 | 597 | 497 |
| Veracruz | 6,196 | 6,000 | 6,462 | 3,701 | 4,952 | 5,000 | 4,146 | 4,458 | 4,592 | 4,658 | 5,669 | 5,909 | 6,614 | 6,800 | 6,773 | 6,499 |
| Yucatán | 10,296 | 10,063 | 13,462 | 12,870 | 10,642 | 8,638 | 8,400 | 9,250 | 10,302 | 9,615 | 9,980 | 11,040 | 9,169 | 10,020 | 8,427 | 8,212 |
| Zacatecas | 1,843 | 2,289 | 2,462 | 2,682 | 2,224 | 1,905 | 2,167 | 2,164 | 1,884 | 2,377 | 1,725 | 1,601 | 1,486 | 1,423 | 1,462 | 1,475 |
| TOTAL | 61,757 | 66,493 | 69,495 | 63,886 | 61,973 | 56,432 | 49,228 | 49,180 | 53,681 | 55,297 | 55,323 | 58,935 | 59,069 | 58,890 | 57,045 | 56,807 |

*FUENTE: SAGARPA*

# SACRIFICIO

**SACRIFICIO DE GANADO BOVINO EN RASTROS MUNICIPALES Y TIF POR ENTIDAD FEDERATIVA**
CABEZAS

| ESTADO | 1992 | 1993 | 1994 | 1995 | 1996 | 1997 | 1998 | 1999 | 2000 | 2001 | 2002 | 2003 | 2004 |
|---|---|---|---|---|---|---|---|---|---|---|---|---|---|
| | | | | | | | | | | | | | |
| Aguascalientes | 63,872 | 68,681 | 75,012 | 92,743 | 73,192 | 69,438 | 71,740 | 66,562 | 80,553 | 84,789 | 66,275 | 85,071 | 82,813 |
| Baja California | 154,571 | 150,359 | 136,787 | 149,214 | 141,849 | 145,485 | 141,234 | 141,851 | 154,097 | 165,952 | 136,809 | 173,755 | 215,388 |
| Baja California Sur | 20,485 | 22,960 | 22,271 | 26,665 | 27,431 | 24,776 | 21,794 | 24,329 | 22,440 | 23,458 | 18,327 | 19,089 | 21,214 |
| Campeche | 15,164 | 16,004 | 15,871 | 18,342 | 16,179 | 15,891 | 16,725 | 17,952 | 16,776 | 20,280 | 20,227 | 20,404 | 24,801 |
| Coahuila | 114,711 | 121,642 | 127,633 | 132,958 | 135,048 | 160,906 | 166,617 | 205,873 | 240,311 | 224,360 | 227,438 | 249,488 | 234,301 |
| Colima | 35,203 | 41,411 | 40,434 | 42,311 | 38,782 | 40,169 | 35,935 | 34,922 | 33,886 | 35,872 | 32,791 | 37,728 | 33,911 |
| Chiapas | 148,552 | 149,438 | 133,068 | 142,714 | 144,315 | 145,350 | 139,866 | 129,105 | 122,719 | 117,833 | 112,343 | 123,564 | 109,054 |
| Chihuahua | 159,145 | 196,937 | 188,895 | 225,991 | 228,397 | 186,250 | 183,349 | 175,434 | 144,487 | 147,063 | 130,942 | 135,272 | 174,060 |
| Distrito Federal | 24,327 | 4,740 | 0 | 0 | 0 | 0 | 0 | 0 | 0 | 0 | 0 | 0 | 0 |
| Durango | 67,408 | 62,079 | 62,119 | 71,599 | 72,941 | 60,721 | 62,188 | 65,274 | 64,857 | 57,928 | 56,083 | 68,084 | 58,696 |
| Guanajuato | 191,246 | 206,393 | 212,677 | 232,353 | 150,876 | 147,360 | 160,209 | 167,217 | 175,841 | 212,323 | 206,290 | 219,792 | 236,993 |
| Guerrero | 49,568 | 53,137 | 61,150 | 90,639 | 83,749 | 79,697 | 71,369 | 73,206 | 65,339 | 68,329 | 70,737 | 76,917 | 68,634 |
| Hidalgo | 56,723 | 64,740 | 72,394 | 71,910 | 69,643 | 69,729 | 64,762 | 63,505 | 65,382 | 71,319 | 70,149 | 86,045 | 65,083 |
| Jalisco | 397,798 | 406,734 | 411,246 | 458,448 | 509,715 | 481,292 | 484,103 | 490,366 | 500,587 | 507,363 | 489,868 | 532,905 | 454,016 |
| México | 345,609 | 346,991 | 328,038 | 337,761 | 308,845 | 339,746 | 346,117 | 319,300 | 325,568 | 359,640 | 327,913 | 334,801 | 314,963 |
| Michoacán | 123,019 | 165,062 | 185,762 | 185,066 | 213,123 | 221,359 | 225,059 | 244,614 | 248,928 | 243,829 | 250,703 | 261,423 | 222,702 |
| Morelos | 41,046 | 44,209 | 47,289 | 44,082 | 44,217 | 41,627 | 46,886 | 43,082 | 43,966 | 44,197 | 45,120 | 70,491 | 44,107 |
| Nayarit | 38,752 | 43,793 | 47,031 | 48,967 | 45,514 | 43,433 | 40,273 | 43,583 | 46,766 | 46,424 | 46,064 | 51,538 | 42,379 |
| Nuevo León | 253,498 | 313,256 | 341,411 | 344,055 | 348,468 | 314,389 | 309,939 | 305,386 | 268,500 | 275,786 | 215,131 | 126,099 | 244,707 |
| Oaxaca | 59,851 | 61,949 | 62,787 | 63,532 | 68,400 | 58,072 | 57,830 | 62,655 | 69,780 | 70,020 | 59,438 | 58,982 | 58,695 |
| Puebla | 80,038 | 82,386 | 89,447 | 92,086 | 84,871 | 78,127 | 73,689 | 74,144 | 78,738 | 78,345 | 80,603 | 84,498 | 73,509 |
| Querétaro | 49,293 | 55,317 | 58,758 | 58,218 | 60,181 | 58,583 | 57,634 | 56,909 | 63,764 | 70,327 | 68,053 | 69,529 | 64,040 |
| Quintana Roo | 17,577 | 20,512 | 21,708 | 22,929 | 18,691 | 17,390 | 16,113 | 17,381 | 18,355 | 20,669 | 18,794 | 18,945 | 16,971 |
| San Luis Potosí | 74,090 | 85,714 | 88,846 | 95,846 | 125,148 | 124,512 | 131,252 | 139,564 | 148,808 | 154,400 | 153,259 | 160,517 | 158,057 |
| Sinaloa | 225,329 | 237,590 | 226,595 | 245,091 | 256,873 | 244,938 | 250,991 | 238,728 | 193,047 | 266,199 | 267,493 | 275,513 | 293,715 |
| Sonora | 197,434 | 183,240 | 231,715 | 211,696 | 236,285 | 167,295 | 148,730 | 154,292 | 160,403 | 185,647 | 150,525 | 167,231 | 181,798 |
| Tabasco | 471,964 | 498,036 | 453,555 | 530,970 | 418,400 | 210,440 | 227,025 | 249,379 | 191,289 | 184,197 | 162,178 | 188,432 | 189,282 |
| Tamaulipas | 115,579 | 127,970 | 128,167 | 167,825 | 223,797 | 201,203 | 197,132 | 177,923 | 172,164 | 151,406 | 101,215 | 175,641 | 185,056 |
| Tlaxcala | 13,254 | 14,171 | 13,894 | 15,279 | 13,815 | 11,814 | 10,838 | 9,490 | 10,970 | 11,271 | 10,686 | 10,438 | 10,363 |
| Veracruz | 235,515 | 303,122 | 309,404 | 452,106 | 404,151 | 344,830 | 324,270 | 337,987 | 286,637 | 283,216 | 263,843 | 317,243 | 370,072 |
| Yucatán | 42,955 | 43,109 | 61,667 | 106,911 | 89,950 | 103,270 | 102,534 | 102,604 | 60,464 | 83,954 | 63,083 | 66,334 | 52,511 |
| Zacatecas | 53,435 | 60,363 | 65,838 | 70,987 | 72,720 | 64,887 | 66,863 | 74,251 | 80,641 | 65,715 | 63,581 | 71,645 | 64,062 |
| | | | | | | | | | | | | | |
| **TOTAL NACIONAL** | **3,937,011** | **4,252,045** | **4,321,469** | **4,849,294** | **4,725,566** | **4,272,979** | **4,253,066** | **4,306,868** | **4,156,063** | **4,332,111** | **3,985,961** | **4,337,414** | **4,365,953** |

**SACRIFICIO DE GANADO BOVINO EN RASTROS TIF POR ENTIDAD FEDERATIVA**
CABEZAS

| ESTADO | 1992 | 1993 | 1994 | 1995 | 1996 | 1997 | 1998 | 1999 | 2000 | 2001 | 2002 | 2003 | 2004 |
|---|---|---|---|---|---|---|---|---|---|---|---|---|---|
| | | | | | | | | | | | | | |
| Aguascalientes | 27,433 | 27,022 | 31,702 | 38,769 | 26,060 | 24,843 | 26,292 | 21,640 | 28,682 | 33,201 | 22,160 | 36,781 | 38,875 |
| Baja California | 92,373 | 126,653 | 123,173 | 134,639 | 127,060 | 133,151 | 131,261 | 132,575 | 142,605 | 155,074 | 127,797 | 164,843 | 205,364 |
| Baja California Sur | 0 | 0 | 0 | 0 | 0 | 0 | 0 | 0 | 0 | 0 | 0 | 0 | 0 |
| Campeche | 0 | 0 | 0 | 0 | 0 | 0 | 0 | 0 | 0 | 0 | 0 | 0 | 7,989 |
| Coahuila | 35,261 | 37,411 | 37,982 | 37,309 | 49,579 | 41,511 | 44,588 | 81,533 | 94,270 | 82,985 | 90,527 | 114,499 | 116,426 |
| Colima | 0 | 0 | 0 | 0 | 0 | 0 | 0 | 0 | 0 | 0 | 0 | 0 | 0 |
| Chiapas | 51,382 | 46,788 | 48,570 | 54,920 | 55,230 | 53,356 | 48,995 | 45,138 | 36,405 | 37,118 | 25,530 | 24,901 | 26,805 |
| Chihuahua | 50,961 | 76,492 | 64,965 | 72,971 | 84,627 | 78,468 | 73,196 | 55,129 | 28,759 | 35,099 | 25,192 | 25,021 | 66,682 |
| Distrito Federal | 0 | 0 | 0 | 0 | 0 | 0 | 0 | 0 | 0 | 0 | 0 | 0 | 0 |
| Durango | 16,612 | 18,178 | 20,655 | 22,359 | 19,876 | 14,801 | 16,453 | 16,778 | 17,611 | 9,665 | 6,659 | 14,155 | 13,096 |
| Guanajuato | 0 | 0 | 0 | 0 | 0 | 0 | 0 | 0 | 0 | 23,806 | 30,624 | 32,415 | 79,626 |
| Guerrero | 0 | 0 | 0 | 0 | 0 | 0 | 0 | 0 | 0 | 0 | 0 | 0 | 0 |
| Hidalgo | 0 | 0 | 0 | 0 | 0 | 0 | 0 | 0 | 0 | 0 | 0 | 0 | 0 |
| Jalisco | 323 | 1,792 | 22,246 | 47,352 | 60,180 | 56,502 | 34,901 | 22,209 | 26,604 | 22,988 | 28,531 | 31,139 | 22,864 |
| México | 0 | 0 | 0 | 0 | 0 | 0 | 0 | 0 | 0 | 0 | 0 | 0 | 4,934 |
| Michoacán | 0 | 868 | 0 | 0 | 0 | 0 | 0 | 0 | 0 | 0 | 0 | 0 | 0 |
| Morelos | 0 | 0 | 0 | 0 | 0 | 0 | 0 | 366 | 104 | 0 | 0 | 0 | 0 |
| Nayarit | 0 | 0 | 0 | 0 | 0 | 0 | 0 | 0 | 0 | 0 | 0 | 0 | 0 |
| Nuevo León | 148,106 | 188,737 | 214,547 | 194,374 | 213,584 | 206,472 | 213,028 | 211,784 | 170,069 | 178,345 | 146,107 | 106,113 | 161,599 |
| Oaxaca | 26 | 0 | 0 | 0 | 0 | 0 | 0 | 0 | 0 | 0 | 0 | 0 | 0 |
| Puebla | 0 | 0 | 0 | 0 | 0 | 0 | 143 | 0 | 0 | 0 | 0 | 0 | 0 |
| Querétaro | 125 | 1,673 | 1,981 | 746 | 780 | 608 | 0 | 0 | 0 | 0 | 0 | 0 | 5,429 |
| Quintana Roo | 0 | 0 | 0 | 0 | 0 | 0 | 0 | 0 | 0 | 0 | 0 | 0 | 0 |
| San Luis Potosí | 0 | 0 | 164 | 2,496 | 30,495 | 39,703 | 45,589 | 54,618 | 58,127 | 60,012 | 64,102 | 70,396 | 74,942 |
| Sinaloa | 72,321 | 95,140 | 101,044 | 123,222 | 127,175 | 123,275 | 143,734 | 134,338 | 89,584 | 171,883 | 176,059 | 158,897 | 192,568 |
| Sonora | 117,645 | 98,708 | 122,882 | 94,692 | 97,238 | 88,301 | 82,963 | 89,335 | 96,764 | 127,385 | 98,359 | 107,612 | 114,696 |
| Tabasco | 206,489 | 211,819 | 197,293 | 230,908 | 170,289 | 140,425 | 138,995 | 164,749 | 117,952 | 109,251 | 90,656 | 123,204 | 100,794 |
| Tamaulipas | 8,103 | 6,806 | 7,194 | 42,251 | 80,615 | 81,256 | 81,694 | 63,237 | 61,208 | 45,033 | 1,243 | 70,774 | 78,773 |
| Tlaxcala | 0 | 0 | 0 | 0 | 0 | 0 | 0 | 0 | 0 | 0 | 0 | 0 | 0 |
| Veracruz | 30,878 | 97,101 | 102,259 | 208,102 | 179,728 | 163,659 | 157,881 | 172,724 | 135,602 | 108,772 | 102,782 | 166,439 | 210,645 |
| Yucatán | 0 | 0 | 0 | 41,196 | 33,060 | 54,477 | 63,782 | 59,228 | 17,551 | 41,559 | 21,927 | 21,603 | 10,899 |
| Zacatecas | 157 | 3,695 | 6,185 | 7,683 | 2,114 | 757 | 855 | 7,410 | 15,339 | 2,824 | 957 | 2,119 | 2,559 |
| | | | | | | | | | | | | | |
| **TOTAL NACIONAL** | **858,195** | **1,038,883** | **1,102,842** | **1,353,989** | **1,357,690** | **1,301,565** | **1,304,350** | **1,332,791** | **1,137,236** | **1,245,000** | **1,059,212** | **1,270,911** | **1,535,565** |

*FUENTE: SAGAR. DGSA. DEPARTAMENTO DE ESTABLECIMIENTOS TIF*

**SACRIFICIO DE GANADO BOVINO EN RASTROS MUNICIPALES POR ENTIDAD FEDERATIVA**
Cabezas

| ESTADO | 1989 | 1990 | 1991 | 1992 | 1993 | 1994 | 1995 | 1996 | 1997 | 1998 | 1999 | 2000 | 2001 | 2002 | 2003 | 2004 1/ |
|---|---|---|---|---|---|---|---|---|---|---|---|---|---|---|---|---|
| | | | | | | | | | | | | | | | | |
| Aguascalientes | 37,768 | 41,560 | 49,204 | 36,439 | 41,659 | 43,310 | 53,974 | 47,132 | 44,595 | 45,448 | 44,922 | 51,871 | 51,588 | 44,115 | 48,290 | 43,938 |
| Baja California | 65,334 | 69,304 | 63,644 | 62,198 | 23,706 | 13,614 | 14,575 | 14,789 | 12,334 | 9,973 | 9,276 | 11,492 | 10,878 | 9,012 | 8,912 | 10,024 |
| Baja California Sur | 23,411 | 20,944 | 19,152 | 20,485 | 22,960 | 22,271 | 26,665 | 27,431 | 24,776 | 21,794 | 24,329 | 22,440 | 23,458 | 18,327 | 19,089 | 21,214 |
| Campeche | 11,907 | 8,336 | 9,479 | 15,164 | 16,004 | 15,871 | 18,342 | 16,179 | 15,891 | 16,725 | 17,952 | 16,776 | 20,280 | 20,227 | 20,404 | 16,812 |
| Coahuila | 94,522 | 103,542 | 87,735 | 79,450 | 84,231 | 89,651 | 95,649 | 85,469 | 119,395 | 122,029 | 124,340 | 146,041 | 141,375 | 136,911 | 134,989 | 117,875 |
| Colima | 31,187 | 31,371 | 32,524 | 35,203 | 41,411 | 40,434 | 42,311 | 38,782 | 40,169 | 35,935 | 34,922 | 33,886 | 35,872 | 32,791 | 37,728 | 33,911 |
| Chiapas | 80,575 | 73,518 | 88,587 | 97,170 | 102,650 | 84,498 | 87,794 | 89,085 | 91,994 | 90,871 | 83,967 | 86,314 | 80,715 | 86,813 | 98,663 | 82,249 |
| Chihuahua | 118,490 | 122,021 | 112,620 | 108,184 | 120,445 | 123,930 | 153,020 | 143,770 | 107,782 | 110,153 | 120,305 | 115,728 | 111,964 | 105,750 | 110,251 | 107,378 |
| Distrito Federal | 215,612 | 153,945 | 108,369 | 24,327 | 4,740 | 0 | 0 | 0 | 0 | 0 | 0 | 0 | 0 | 0 | 0 | 0 |
| Durango | 23,589 | 27,956 | 31,590 | 50,796 | 43,901 | 41,464 | 49,240 | 53,065 | 45,920 | 45,735 | 48,496 | 47,246 | 48,263 | 49,424 | 53,929 | 45,600 |
| Guanajuato | 177,718 | 190,892 | 189,502 | 191,246 | 206,393 | 212,677 | 232,353 | 150,876 | 147,360 | 160,209 | 167,217 | 175,841 | 188,517 | 175,666 | 187,377 | 157,367 |
| Guerrero | 50,912 | 43,453 | 42,366 | 49,568 | 53,137 | 61,150 | 90,639 | 83,749 | 79,697 | 71,369 | 73,206 | 65,339 | 68,329 | 70,737 | 76,917 | 68,634 |
| Hidalgo | 55,248 | 53,234 | 57,871 | 56,723 | 64,740 | 72,394 | 71,910 | 69,643 | 69,729 | 64,762 | 63,505 | 65,382 | 71,319 | 70,149 | 86,045 | 65,083 |
| Jalisco | 264,636 | 250,349 | 346,717 | 397,475 | 404,942 | 389,000 | 411,096 | 449,535 | 424,790 | 449,202 | 468,157 | 473,983 | 484,375 | 461,337 | 501,766 | 431,152 |
| México | 256,765 | 297,837 | 339,832 | 345,609 | 346,991 | 328,038 | 337,761 | 308,845 | 339,746 | 346,117 | 319,300 | 325,568 | 359,640 | 327,913 | 334,801 | 310,029 |
| Michoacán | 122,589 | 125,654 | 123,266 | 123,019 | 164,194 | 185,762 | 185,066 | 213,123 | 221,359 | 225,059 | 244,614 | 248,928 | 243,829 | 250,703 | 261,423 | 222,702 |
| Morelos | 41,713 | 40,900 | 38,284 | 41,046 | 44,209 | 47,289 | 44,082 | 44,217 | 41,627 | 46,886 | 42,716 | 43,862 | 44,197 | 45,120 | 70,491 | 44,107 |
| Nayarit | 42,820 | 44,397 | 43,232 | 38,752 | 43,793 | 47,031 | 48,967 | 45,514 | 43,433 | 40,273 | 43,583 | 46,766 | 46,424 | 46,064 | 51,538 | 42,379 |
| Nuevo León | 111,148 | 141,800 | 112,541 | 105,392 | 124,519 | 126,864 | 149,681 | 134,884 | 107,917 | 96,911 | 93,602 | 98,431 | 97,441 | 69,024 | 19,986 | 83,108 |
| Oaxaca | 46,255 | 48,681 | 62,175 | 59,825 | 61,949 | 62,787 | 63,532 | 68,400 | 58,072 | 57,830 | 62,655 | 69,780 | 70,020 | 59,438 | 58,982 | 58,695 |
| Puebla | 69,561 | 74,266 | 81,400 | 80,038 | 82,386 | 89,447 | 92,086 | 84,871 | 78,127 | 73,546 | 74,144 | 78,738 | 78,345 | 80,603 | 84,498 | 73,509 |
| Querétaro | 34,155 | 36,821 | 45,379 | 49,168 | 53,644 | 56,777 | 57,472 | 59,401 | 57,975 | 57,634 | 56,909 | 63,764 | 70,327 | 68,053 | 69,529 | 58,611 |
| Quintana Roo | 20,818 | 23,251 | 21,022 | 17,577 | 20,512 | 21,708 | 22,929 | 18,691 | 17,390 | 16,113 | 17,381 | 18,355 | 20,669 | 18,794 | 18,945 | 16,971 |
| San Luis Potosí | 68,393 | 71,583 | 74,384 | 74,090 | 85,714 | 88,682 | 93,350 | 94,653 | 84,809 | 85,663 | 84,946 | 90,681 | 94,388 | 89,157 | 90,121 | 83,115 |
| Sinaloa | 151,240 | 155,021 | 159,052 | 153,008 | 142,450 | 125,551 | 121,869 | 129,698 | 121,663 | 107,257 | 104,390 | 103,463 | 94,316 | 91,434 | 116,616 | 101,147 |
| Sonora | 109,377 | 110,256 | 84,192 | 79,789 | 84,532 | 108,833 | 117,004 | 139,047 | 78,994 | 65,767 | 64,957 | 63,639 | 58,262 | 52,166 | 59,619 | 67,102 |
| Tabasco | 193,512 | 244,007 | 305,792 | 265,475 | 286,217 | 256,262 | 300,062 | 248,111 | 70,015 | 88,030 | 84,630 | 73,337 | 74,946 | 71,522 | 65,228 | 88,488 |
| Tamaulipas | 114,996 | 119,672 | 105,079 | 107,476 | 121,164 | 120,973 | 125,574 | 143,182 | 119,947 | 115,438 | 114,686 | 110,956 | 106,373 | 99,972 | 104,867 | 106,283 |
| Tlaxcala | 8,623 | 11,615 | 12,302 | 13,254 | 14,171 | 13,894 | 15,279 | 13,815 | 11,814 | 10,838 | 9,490 | 10,970 | 11,271 | 10,686 | 10,438 | 10,363 |
| Veracruz | 215,418 | 210,982 | 211,179 | 204,637 | 206,021 | 207,145 | 244,004 | 224,423 | 181,171 | 166,389 | 165,263 | 151,035 | 174,444 | 161,061 | 150,804 | 159,427 |
| Yucatán | 45,214 | 44,643 | 46,749 | 42,955 | 43,109 | 61,667 | 65,715 | 56,890 | 48,793 | 38,752 | 43,376 | 42,913 | 42,395 | 41,156 | 44,731 | 41,612 |
| Zacatecas | 52,928 | 54,444 | 52,144 | 53,278 | 56,668 | 59,653 | 63,304 | 70,606 | 64,130 | 66,008 | 66,841 | 65,302 | 62,891 | 62,624 | 69,526 | 61,503 |
| | | | | | | | | | | | | | | | | |
| **TOTAL NACIONAL** | **2,956,434** | **3,046,255** | **3,157,364** | **3,078,816** | **3,213,162** | **3,218,627** | **3,495,305** | **3,367,876** | **2,971,414** | **2,948,716** | **2,974,077** | **3,018,827** | **3,087,111** | **2,926,749** | **3,066,503** | **2,830,388** |

FUENTE: **INEGI**. Estadística de Sacrificio de Ganado en Rastros Municipales

*1/ Preliminar*

**SACRIFICIO DE GANADO PORCINO EN RASTROS MUNICIPALES Y TIF POR ENTIDAD FEDERATIVA**

CABEZAS

| ESTADO | 1992 | 1993 | 1994 | 1995 | 1996 | 1997 | 1998 | 1999 | 2000 | 2001 | 2002 | 2003 | 2004 |
|---|---|---|---|---|---|---|---|---|---|---|---|---|---|
| | | | | | | | | | | | | | |
| Aguascalientes | 85,314 | 109,714 | 102,646 | 96,396 | 96,880 | 221,632 | 92,211 | 136,509 | 132,868 | 146,779 | 158,609 | 159,312 | 122,858 |
| Baja California | 35,288 | 30,502 | 25,113 | 21,496 | 17,441 | 15,489 | 17,092 | 16,654 | 22,760 | 14,005 | 17,825 | 14,335 | 12,913 |
| Baja California Sur | 15,271 | 12,458 | 12,929 | 12,410 | 8,224 | 8,170 | 7,713 | 9,148 | 9,174 | 7,792 | 6,500 | 6,041 | 7,712 |
| Campeche | 48,772 | 49,453 | 50,035 | 50,251 | 51,316 | 54,511 | 66,994 | 75,400 | 55,506 | 83,401 | 83,153 | 78,966 | 66,651 |
| Coahuila | 71,683 | 73,764 | 69,418 | 67,318 | 61,823 | 64,063 | 67,484 | 91,540 | 117,906 | 118,761 | 103,279 | 100,462 | 81,534 |
| Colima | 94,415 | 108,335 | 103,511 | 103,232 | 95,121 | 91,730 | 107,197 | 113,565 | 107,622 | 116,077 | 117,301 | 122,018 | 106,271 |
| Chiapas | 51,717 | 57,118 | 56,702 | 49,291 | 45,210 | 36,585 | 32,201 | 27,509 | 23,873 | 22,869 | 21,390 | 20,057 | 28,819 |
| Chihuahua | 50,468 | 52,482 | 52,531 | 52,203 | 36,623 | 34,917 | 45,183 | 61,918 | 71,469 | 36,751 | 38,341 | 41,332 | 50,782 |
| Distrito Federal | 34,606 | 20,472 | 0 | 0 | 0 | 0 | 0 | 0 | 0 | 0 | 0 | 0 | 0 |
| Durango | 11,582 | 20,997 | 16,062 | 20,061 | 26,904 | 21,497 | 21,958 | 28,784 | 26,308 | 21,769 | 18,595 | 28,998 | 27,501 |
| Guanajuato | 710,497 | 1,029,693 | 1,046,981 | 1,007,773 | 924,176 | 766,114 | 1,018,446 | 1,066,831 | 942,738 | 986,351 | 940,805 | 856,404 | 924,698 |
| Guerrero | 113,706 | 119,277 | 152,530 | 174,174 | 138,485 | 141,765 | 110,815 | 134,270 | 138,728 | 134,408 | 127,413 | 155,930 | 133,342 |
| Hidalgo | 124,561 | 99,621 | 125,917 | 117,385 | 107,875 | 99,960 | 122,656 | 125,605 | 143,891 | 140,139 | 136,907 | 156,322 | 125,183 |
| Jalisco | 748,551 | 811,457 | 779,684 | 773,977 | 795,173 | 660,315 | 1,019,715 | 1,136,169 | 1,014,602 | 1,027,756 | 1,048,485 | 1,032,668 | 903,912 |
| México | 785,535 | 934,126 | 1,054,353 | 1,110,299 | 1,551,695 | 1,345,778 | 1,541,415 | 1,588,236 | 1,377,118 | 1,737,281 | 1,727,662 | 1,771,990 | 1,669,116 |
| Michoacán | 132,609 | 214,504 | 224,665 | 206,765 | 249,696 | 386,737 | 280,017 | 342,186 | 332,400 | 316,554 | 338,176 | 328,953 | 298,359 |
| Morelos | 72,181 | 104,788 | 127,117 | 116,470 | 100,973 | 105,801 | 135,089 | 129,548 | 141,621 | 144,180 | 133,857 | 139,793 | 125,482 |
| Nayarit | 51,827 | 52,619 | 54,746 | 52,023 | 47,238 | 40,036 | 46,880 | 50,115 | 55,024 | 54,968 | 66,683 | 69,466 | 52,231 |
| Nuevo León | 236,624 | 243,643 | 245,708 | 326,519 | 316,609 | 296,587 | 316,050 | 339,586 | 348,557 | 303,619 | 296,937 | 270,146 | 275,973 |
| Oaxaca | 113,884 | 92,609 | 115,003 | 93,901 | 97,635 | 97,024 | 98,417 | 83,801 | 100,984 | 92,694 | 89,546 | 76,312 | 90,937 |
| Puebla | 334,402 | 327,706 | 332,577 | 325,726 | 307,485 | 318,301 | 311,103 | 355,290 | 370,403 | 319,442 | 397,772 | 384,075 | 382,799 |
| Querétaro | 134,712 | 147,033 | 147,009 | 138,735 | 134,118 | 123,870 | 141,860 | 165,025 | 181,408 | 170,048 | 166,721 | 177,723 | 153,253 |
| Quintana Roo | 50,521 | 58,755 | 66,351 | 63,587 | 62,238 | 59,803 | 57,819 | 92,513 | 107,811 | 114,489 | 116,872 | 115,077 | 87,156 |
| San Luis Potosí | 125,093 | 131,703 | 106,771 | 110,945 | 102,339 | 104,990 | 123,890 | 132,633 | 142,871 | 116,094 | 104,282 | 99,721 | 112,084 |
| Sinaloa | 141,547 | 121,181 | 116,222 | 128,380 | 126,519 | 125,705 | 128,170 | 132,135 | 129,340 | 120,137 | 125,018 | 137,491 | 149,291 |
| Sonora | 1,152,810 | 1,248,161 | 1,101,402 | 1,307,396 | 1,499,765 | 1,474,263 | 1,552,863 | 1,477,617 | 1,612,116 | 1,449,282 | 1,769,295 | 2,439,954 | 1,947,457 |
| Tabasco | 29,681 | 25,116 | 19,206 | 25,628 | 29,979 | 29,984 | 32,280 | 34,588 | 29,463 | 15,772 | 17,746 | 15,482 | 25,576 |
| Tamaulipas | 64,537 | 65,726 | 63,584 | 66,837 | 69,213 | 55,985 | 61,253 | 69,291 | 64,485 | 74,056 | 64,622 | 61,598 | 63,069 |
| Tlaxcala | 28,232 | 78,441 | 76,162 | 87,384 | 97,905 | 69,807 | 84,011 | 215,206 | 42,342 | 41,524 | 45,416 | 46,545 | 37,875 |
| Veracruz | 303,966 | 305,409 | 279,993 | 308,460 | 273,354 | 217,953 | 236,685 | 238,596 | 229,254 | 244,665 | 270,838 | 240,496 | 236,179 |
| Yucatán | 265,726 | 274,474 | 236,258 | 208,608 | 221,452 | 229,135 | 676,856 | 619,657 | 579,610 | 760,509 | 844,207 | 789,849 | 760,734 |
| Zacatecas | 91,097 | 75,239 | 139,553 | 410,258 | 473,554 | 463,448 | 69,236 | 74,755 | 76,580 | 76,193 | 72,210 | 76,061 | 71,291 |
| | | | | | | | | | | | | | |
| **TOTAL NACIONAL** | **6,311,415** | **7,096,576** | **7,100,739** | **7,633,888** | **8,167,018** | **7,761,955** | **8,623,559** | **9,164,680** | **8,728,832** | **9,008,365** | **9,466,463** | ******** | **9,131,038** |

**SACRIFICIO DE GANADO PORCINO EN RASTROS TIF POR ENTIDAD FEDERATIVA**

CABEZAS

| ESTADO | 1992 | 1993 | 1994 | 1995 | 1996 | 1997 | 1998 | 1999 | 2000 | 2001 | 2002 | 2003 | 2004 |
|---|---|---|---|---|---|---|---|---|---|---|---|---|---|
| | | | | | | | | | | | | | |
| Aguascalientes | | | | | | 124,419 | 0 | 0 | 160 | 0 | 3,102 | 922 | 0 |
| Baja California | 17,125 | 21,561 | 20,316 | 16,550 | 12,161 | 9,998 | 11,746 | 10,655 | 15,745 | 7,852 | 12,422 | 7,332 | 7,090 |
| Baja California Sur | 0 | 0 | 0 | 0 | 0 | 0 | 0 | 0 | 0 | 0 | 0 | 0 | 0 |
| Campeche | 0 | 0 | 0 | 0 | 0 | 0 | 0 | 0 | 0 | 0 | 0 | 0 | 0 |
| Coahuila | | | | | 503 | | 341 | 16,142 | 36,229 | 34,325 | 29,580 | 34,223 | 11,670 |
| Colima | 0 | 0 | 0 | 0 | 0 | 0 | 0 | 0 | 0 | 0 | 0 | 0 | 0 |
| Chiapas | 0 | 0 | 0 | 0 | 0 | 0 | 0 | 0 | 0 | 231 | 0 | 0 | 0 |
| Chihuahua | 3,413 | 1,675 | 1,790 | 721 | 1,740 | 1,022 | 0 | 0 | 22,964 | 0 | 4,780 | 5,042 | 10,531 |
| Distrito Federal | 0 | 0 | 0 | 0 | 0 | 0 | 0 | 0 | 0 | 0 | 0 | 0 | 0 |
| Durango | | | 1,775 | 4,848 | 11,803 | 5,790 | 7,309 | 10,186 | 10,728 | 6,986 | 5,455 | 10,415 | 12,046 |
| Guanajuato | 281,733 | 569,635 | 594,732 | 570,656 | 652,112 | 518,875 | 703,330 | 701,416 | 571,504 | 637,448 | 604,345 | 511,199 | 609,022 |
| Guerrero | 0 | 0 | 0 | 0 | 0 | 0 | 0 | 0 | 0 | 0 | 0 | 0 | 0 |
| Hidalgo | 0 | 0 | 0 | 0 | 0 | 0 | 0 | 0 | 0 | 0 | 0 | 0 | 0 |
| Jalisco | 21,367 | 65,903 | 107,296 | 87,311 | 171,751 | 53,875 | 245,345 | 262,972 | 191,354 | 161,085 | 173,285 | 156,825 | 137,056 |
| México | | 169,801 | 365,771 | 389,509 | 988,104 | 680,300 | 810,926 | 861,324 | 684,377 | 877,384 | 857,004 | 951,639 | 948,095 |
| Michoacán | | | | | | 125,694 | 0 | 0 | 0 | 0 | 0 | 0 | 0 |
| Morelos | 0 | 0 | 0 | 0 | 0 | 0 | 0 | 0 | 0 | 0 | 0 | 0 | 0 |
| Nayarit | 0 | 0 | 0 | 0 | 0 | 0 | 0 | 0 | 0 | 0 | 0 | 0 | 0 |
| Nuevo León | 83,535 | 75,109 | 110,644 | 173,925 | 184,129 | 187,823 | 220,961 | 256,068 | 277,132 | 240,824 | 254,134 | 259,394 | 198,534 |
| Oaxaca | 0 | 0 | 0 | 0 | 0 | 0 | 0 | 0 | 0 | 0 | 0 | 0 | 0 |
| Puebla | | | | | 2,937 | 34,782 | 34 | 14,980 | 35,515 | 0 | 83,850 | 69,850 | 74,407 |
| Querétaro | 0 | 0 | 0 | 0 | 0 | 0 | 0 | 0 | 0 | 0 | 0 | 0 | 0 |
| Quintana Roo | 0 | 0 | 0 | 0 | 0 | 0 | 0 | 0 | 0 | 0 | 0 | 0 | 0 |
| San Luis Potosí | 0 | 0 | 0 | 0 | 0 | 0 | 0 | 0 | 10,982 | 0 | 0 | 0 | 0 |
| Sinaloa | 38,134 | 30,664 | 31,600 | 53,663 | 46,753 | 52,595 | 58,677 | 55,211 | 50,656 | 45,240 | 47,912 | 52,689 | 73,791 |
| Sonora | 1,110,163 | 1,207,795 | 1,066,779 | 1,271,424 | 1,467,463 | 1,447,680 | 1,522,750 | 1,442,946 | 1,579,914 | 1,421,230 | 1,741,557 | 2,416,848 | 1,918,583 |
| Tabasco | 0 | 0 | 0 | 0 | 0 | 0 | 0 | 0 | 0 | 0 | 0 | 0 | 0 |
| Tamaulipas | 0 | 0 | 0 | 0 | 0 | 0 | 0 | 0 | 0 | 5,874 | 117 | 0 | 0 |
| Tlaxcala | | 43,642 | 42,915 | 49,944 | 62,406 | 38,211 | 49,866 | 180,535 | 0 | 0 | 0 | 0 | 0 |
| Veracruz | | 8,080 | | | | | 0 | 0 | 0 | 0 | 33,799 | 0 | 0 |
| Yucatán | | | | | | | 430,963 | 400,637 | 344,402 | 459,179 | 511,994 | 480,845 | 506,220 |
| Zacatecas | 29,827 | 6,667 | 70,328 | 341,327 | 402,597 | 396,490 | 382 | 0 | 0 | 0 | 0 | 0 | 0 |
| | | | | | | | | | | | | | |
| **TOTAL NACIONAL** | **1,585,297** | **2,200,532** | **2,413,946** | **2,959,878** | **4,004,459** | **3,677,554** | **4,062,630** | **4,213,072** | **3,831,662** | **3,897,658** | **4,363,336** | **4,957,223** | **4,507,045** |

*FUENTE: SAGAR. GGSA. DEPARTAMENTO DE ESTABLECIMIENTOS TIF*

**SACRIFICIO DE GANADO PORCINO EN RASTROS MUNICIPALES POR ENTIDAD FEDERATIVA**

CABEZAS

| ESTADO | 1989 | 1990 | 1991 | 1992 | 1993 | 1994 | 1995 | 1996 | 1997 | 1998 | 1999 | 2000 | 2001 | 2002 | 2003 | 2004 1/ |
|---|---|---|---|---|---|---|---|---|---|---|---|---|---|---|---|---|
| | | | | | | | | | | | | | | | | |
| Aguascalientes | 73,193 | 83,778 | 77,517 | 85,314 | 109,714 | 102,646 | 96,396 | 96,880 | 97,213 | 92,211 | 136,509 | 132,708 | 146,779 | 155,507 | 158,390 | 122,858 |
| Baja California | 25,409 | 27,610 | 22,886 | 18,163 | 8,941 | 4,797 | 4,946 | 5,280 | 5,491 | 5,346 | 5,999 | 7,015 | 6,153 | 5,403 | 7,003 | 5,823 |
| Baja California Sur | 8,937 | 12,419 | 14,960 | 15,271 | 12,458 | 12,929 | 12,410 | 8,224 | 8,170 | 7,713 | 9,148 | 9,174 | 7,792 | 6,500 | 6,041 | 7,712 |
| Campeche | 27,597 | 25,386 | 28,553 | 48,772 | 49,453 | 50,035 | 50,251 | 51,316 | 54,511 | 66,994 | 75,400 | 55,506 | 83,401 | 83,153 | 78,966 | 66,651 |
| Coahuila | 73,209 | 73,737 | 70,652 | 71,683 | 73,764 | 69,418 | 67,318 | 61,320 | 64,063 | 67,143 | 75,398 | 81,677 | 84,436 | 73,699 | 66,239 | 69,864 |
| Colima | 75,811 | 82,401 | 81,214 | 94,415 | 108,335 | 103,511 | 103,232 | 95,121 | 91,730 | 107,197 | 113,565 | 107,622 | 116,077 | 117,301 | 122,018 | 106,271 |
| Chiapas | 65,322 | 62,816 | 58,061 | 51,717 | 57,118 | 56,702 | 49,291 | 45,210 | 36,585 | 32,201 | 27,509 | 23,873 | 22,638 | 21,390 | 20,057 | 28,819 |
| Chihuahua | 33,869 | 31,182 | 38,616 | 47,055 | 50,807 | 50,741 | 51,482 | 34,883 | 33,895 | 45,183 | 61,918 | 48,505 | 36,751 | 33,561 | 36,290 | 40,251 |
| Distrito Federal | 282,600 | 214,610 | 198,093 | 34,606 | 20,472 | 0 | 0 | 0 | 0 | 0 | 0 | 0 | 0 | 0 | 0 | 0 |
| Durango | 11,187 | 10,303 | 9,977 | 11,582 | 20,997 | 14,287 | 15,213 | 15,101 | 15,707 | 14,649 | 18,598 | 15,580 | 14,783 | 13,140 | 18,583 | 15,455 |
| Guanajuato | 382,749 | 392,119 | 400,631 | 428,764 | 460,058 | 452,249 | 437,117 | 272,064 | 247,239 | 315,116 | 365,415 | 371,234 | 348,903 | 336,460 | 345,205 | 315,676 |
| Guerrero | 119,870 | 103,001 | 112,580 | 113,706 | 119,277 | 152,530 | 174,174 | 138,485 | 141,765 | 110,815 | 134,270 | 138,728 | 134,408 | 127,413 | 155,930 | 133,342 |
| Hidalgo | 116,417 | 109,572 | 108,224 | 124,561 | 99,621 | 125,917 | 117,385 | 107,875 | 99,960 | 122,656 | 125,605 | 143,891 | 140,139 | 136,907 | 156,322 | 125,183 |
| Jalisco | 603,518 | 594,034 | 635,175 | 727,184 | 745,554 | 672,388 | 686,666 | 623,422 | 606,440 | 774,370 | 873,197 | 823,248 | 866,671 | 875,200 | 875,843 | 766,856 |
| México | 642,512 | 570,000 | 676,020 | 785,535 | 764,325 | 688,582 | 720,790 | 563,591 | 665,478 | 730,489 | 726,912 | 692,741 | 859,897 | 870,658 | 820,351 | 721,021 |
| Michoacán | 142,570 | 139,291 | 129,123 | 132,609 | 214,504 | 224,665 | 206,765 | 249,696 | 261,043 | 280,017 | 342,186 | 332,400 | 316,554 | 338,176 | 328,953 | 298,359 |
| Morelos | 93,120 | 80,122 | 65,075 | 72,181 | 104,788 | 127,117 | 116,470 | 100,973 | 105,801 | 135,089 | 129,548 | 141,621 | 144,180 | 133,857 | 139,793 | 125,482 |
| Nayarit | 50,950 | 49,718 | 53,402 | 51,827 | 52,619 | 54,746 | 52,023 | 47,238 | 40,036 | 46,880 | 50,115 | 55,024 | 54,968 | 66,683 | 69,466 | 52,231 |
| Nuevo León | 161,399 | 173,250 | 155,742 | 153,089 | 168,534 | 135,064 | 152,594 | 132,480 | 108,764 | 95,089 | 83,518 | 71,425 | 62,795 | 42,803 | 10,752 | 77,439 |
| Oaxaca | 112,195 | 118,886 | 124,493 | 113,884 | 92,609 | 115,003 | 93,901 | 97,635 | 97,024 | 98,417 | 83,801 | 100,984 | 92,694 | 89,546 | 76,312 | 90,937 |
| Puebla | 285,283 | 311,467 | 294,480 | 334,402 | 327,706 | 332,577 | 325,726 | 304,548 | 283,519 | 311,069 | 340,310 | 334,888 | 319,442 | 313,922 | 314,225 | 308,392 |
| Querétaro | 85,369 | 108,136 | 118,493 | 134,712 | 147,033 | 147,009 | 138,735 | 134,118 | 123,870 | 141,860 | 165,025 | 181,408 | 170,048 | 166,721 | 177,723 | 153,253 |
| Quintana Roo | 58,476 | 57,384 | 49,876 | 50,521 | 58,755 | 66,351 | 63,587 | 62,238 | 59,803 | 57,819 | 92,513 | 107,811 | 114,489 | 116,872 | 115,077 | 87,156 |
| San Luis Potosí | 104,686 | 103,887 | 112,085 | 125,093 | 131,703 | 106,771 | 110,945 | 102,339 | 104,990 | 123,890 | 132,633 | 131,889 | 116,094 | 104,282 | 99,721 | 112,084 |
| Sinaloa | 100,182 | 97,878 | 99,150 | 103,413 | 90,517 | 84,622 | 74,717 | 79,766 | 73,110 | 69,493 | 76,924 | 78,684 | 74,897 | 77,106 | 84,802 | 75,500 |
| Sonora | 44,738 | 43,921 | 40,637 | 42,647 | 40,366 | 34,623 | 35,972 | 32,302 | 26,583 | 30,113 | 34,671 | 32,202 | 28,052 | 27,738 | 23,106 | 28,874 |
| Tabasco | 39,440 | 37,360 | 34,142 | 29,681 | 25,116 | 19,206 | 25,628 | 29,979 | 29,984 | 32,280 | 34,588 | 29,463 | 15,772 | 17,746 | 15,482 | 25,576 |
| Tamaulipas | 67,083 | 65,578 | 64,010 | 64,537 | 65,726 | 63,584 | 66,837 | 69,213 | 55,985 | 61,253 | 69,291 | 64,485 | 68,182 | 64,505 | 61,598 | 63,069 |
| Tlaxcala | 21,669 | 23,838 | 25,815 | 28,232 | 34,799 | 33,247 | 37,440 | 35,499 | 31,596 | 34,145 | 34,671 | 42,342 | 41,524 | 45,416 | 46,545 | 37,875 |
| Veracruz | 317,619 | 299,824 | 281,594 | 303,966 | 297,329 | 279,993 | 308,460 | 273,354 | 217,953 | 236,685 | 238,596 | 229,254 | 244,665 | 237,039 | 240,496 | 236,179 |
| Yucatán | 218,727 | 228,855 | 243,042 | 265,726 | 274,474 | 236,258 | 208,608 | 221,452 | 229,135 | 245,893 | 219,020 | 235,208 | 301,330 | 332,213 | 309,004 | 254,514 |
| Zacatecas | 57,767 | 62,916 | 59,599 | 61,270 | 68,572 | 69,225 | 68,931 | 70,957 | 66,958 | 68,854 | 74,755 | 76,580 | 76,193 | 72,210 | 76,061 | 71,291 |
| | | | | | | | | | | | | | | | | |
| **TOTAL NACIONAL** | **4,503,473** | **4,395,279** | **4,483,917** | **4,726,118** | **4,896,044** | **4,686,793** | **4,674,010** | **4,162,559** | **4,084,401** | **4,560,929** | **4,951,608** | **4,897,170** | **5,110,707** | **5,103,127** | **5,056,354** | **4,623,993** |

FUENTE: **INEGI**. Estadística de Sacrificio de Ganado en Rastros Municipales

*1/ Preliminar*

**SACRIFICIO DE GANADO OVINO EN RASTROS MUNICIPALES Y TIF POR ENTIDAD FEDERATIVA**

CABEZAS

| ESTADO | 1989 | 1990 | 1991 | 1992 | 1993 | 1994 | 1995 | 1996 | 1997 | 1998 | 1999 | 2000 | 2001 | 2002 | 2003 | 2004 |
|---|---|---|---|---|---|---|---|---|---|---|---|---|---|---|---|---|
| | | | | | | | | | | | | | | | | |
| Aguascalientes | 16,110 | 24,238 | 23,336 | 13,962 | 12,581 | 11,909 | 11,474 | 11,142 | 8,797 | 10,402 | 8,981 | 8,374 | 7,547 | 9,437 | 9,503 | 10,436 |
| Baja California | 9 | 0 | 0 | 0 | 0 | 0 | 0 | 0 | 0 | 0 | 0 | 0 | 0 | 0 | 1,357 | 840 |
| Baja California Sur | 0 | 0 | 0 | 0 | 0 | 0 | 0 | 0 | 0 | 0 | 0 | 0 | 0 | 0 | 50 | 5 |
| Campeche | 0 | 0 | 0 | 0 | 0 | 0 | 0 | 0 | 0 | 0 | 0 | 0 | 0 | 18 | 204 | 7 |
| Coahuila | 486 | 225 | 686 | 94 | 40 | 221 | 129 | 0 | 66 | 129 | 131 | 232 | 62 | 350 | 348 | 342 |
| Colima | 0 | 0 | 0 | 0 | 0 | 0 | 0 | 0 | 0 | 0 | 0 | 0 | 0 | 0 | 248 | 30 |
| Chiapas | 90 | 35 | 0 | 81 | 60 | 0 | 0 | 0 | 444 | 0 | 0 | 0 | 0 | 0 | 0 | 48 |
| Chihuahua | 1,683 | 1,968 | 2,016 | 1,789 | 901 | 1,348 | 690 | 360 | 335 | 438 | 610 | 907 | 1,163 | 1,069 | 937 | 800 |
| Distrito Federal | 152,164 | 172,104 | 189,930 | 32,355 | 6,796 | 0 | 0 | 0 | 0 | 0 | 0 | 0 | 0 | 0 | 0 | 0 |
| Durango | 19 | 31 | 67 | 25 | 0 | 0 | 0 | 0 | 0 | 0 | 0 | 0 | 0 | 5 | 42 | 2 |
| Guanajuato | 4,234 | 4,460 | 4,590 | 7,600 | 5,963 | 6,808 | 6,147 | 5,147 | 5,597 | 8,056 | 8,572 | 9,135 | 9,157 | 9,439 | 14,739 | 12,446 |
| Guerrero | 0 | 0 | 184 | 240 | 0 | 0 | 0 | 0 | 241 | 341 | 864 | 0 | 0 | 0 | 109 | 131 |
| Hidalgo | 36,406 | 19,423 | 22,535 | 20,491 | 31,654 | 22,353 | 22,141 | 22,372 | 13,800 | 9,079 | 9,678 | 6,640 | 7,193 | 6,234 | 7,676 | 8,844 |
| Jalisco | 245 | 0 | 0 | 0 | 0 | 0 | 318 | 2,568 | 2,062 | 4,181 | 4,974 | 6,240 | 10,032 | 13,909 | 13,540 | 7,740 |
| México | 64,134 | 66,500 | 74,945 | 98,478 | 111,378 | 123,353 | 77,942 | 53,506 | 66,133 | 60,855 | 79,494 | 81,275 | 69,782 | 69,795 | 68,604 | 76,149 |
| Michoacán | 2,388 | 2,385 | 2,687 | 1,763 | 1,604 | 1,393 | 182 | 371 | 473 | 1,979 | 1,078 | 1,013 | 699 | 863 | 6,316 | 1,523 |
| Morelos | 130 | 197 | 143 | 31 | 0 | 86 | 0 | 0 | 0 | 488 | 991 | 1,007 | 535 | 541 | 666 | 571 |
| Nayarit | 0 | 0 | 0 | 0 | 0 | 0 | 0 | 0 | 0 | 0 | 0 | 0 | 0 | 0 | 0 | 0 |
| Nuevo León | 890 | 645 | 497 | 726 | 621 | 106 | 84 | 0 | 0 | 54 | 208 | 26 | 228 | 96 | 66 | 64 |
| Oaxaca | 8,071 | 4,369 | 7,240 | 13,526 | 7,538 | 12,357 | 12,267 | 10,232 | 6,692 | 11,793 | 4,779 | 5,254 | 7,005 | 7,071 | 10,513 | 8,974 |
| Puebla | 37,153 | 30,892 | 37,957 | 38,349 | 30,457 | 29,764 | 28,511 | 23,842 | 23,254 | 10,706 | 10,487 | 10,944 | 8,807 | 7,649 | 7,066 | 14,788 |
| Querétaro | 3,141 | 3,156 | 2,883 | 3,063 | 4,290 | 3,256 | 2,771 | 2,233 | 2,087 | 2,439 | 3,223 | 2,890 | 3,529 | 3,238 | 2,935 | 3,153 |
| Quintana Roo | 2,596 | 3,271 | 3,640 | 5,297 | 4,580 | 3,672 | 2,700 | 2,806 | 2,782 | 2,586 | 2,539 | 2,209 | 2,325 | 2,235 | 2,601 | 2,843 |
| San Luis Potosí | 4,446 | 5,001 | 6,419 | 7,181 | 4,155 | 4,631 | 4,360 | 3,034 | 3,497 | 3,660 | 3,545 | 3,914 | 2,853 | 3,011 | 4,075 | 3,872 |
| Sinaloa | 0 | 0 | 0 | 0 | 0 | 6,807 | 0 | 0 | 1,474 | 8,331 | 12,088 | 21,996 | 21,860 | 23,589 | 32,306 | 16,728 |
| Sonora | 23 | 24 | 59 | 56 | 0 | 0 | 0 | 0 | 0 | 0 | 0 | 0 | 0 | 0 | 441 | 18 |
| Tabasco | 0 | 0 | 0 | 0 | 0 | 0 | 0 | 0 | 2,807 | 2,965 | 2,266 | 51 | 570 | 609 | 408 | 1,423 |
| Tamaulipas | 441 | 325 | 380 | 421 | 245 | 105 | 77 | 115 | 150 | 88 | 118 | 247 | 96 | 178 | 209 | 163 |
| Tlaxcala | 1,908 | 1,589 | 1,384 | 2,139 | 2,054 | 1,159 | 1,326 | 1,334 | 892 | 901 | 1,100 | 1,237 | 1,326 | 1,429 | 1,322 | 1,329 |
| Veracruz | 2,356 | 1,854 | 1,404 | 1,298 | 868 | 1,150 | 1,231 | 972 | 530 | 562 | 672 | 499 | 537 | 197 | 232 | 597 |
| Yucatán | 215 | 298 | 0 | 0 | 0 | 0 | 0 | 0 | 0 | 0 | 0 | 0 | 0 | 0 | 346 | 18 |
| Zacatecas | 6,088 | 6,713 | 6,690 | 6,837 | 5,997 | 4,829 | 4,051 | 5,486 | 5,148 | 4,862 | 5,472 | 4,935 | 4,758 | 4,662 | 5,621 | 9,398 |
| | | | | | | | | | | | | | | | | |
| **TOTAL NACIONAL** | **345,426** | **349,703** | **389,672** | **255,802** | **231,782** | **235,307** | **176,401** | **145,520** | **147,261** | **144,895** | **161,870** | **169,025** | **160,064** | **165,624** | **192,480** | **183,282** |

**SACRIFICIO DE GANADO OVINO EN RASTROS MUNICIPALES POR ENTIDAD FEDERATIVA**
CABEZAS

| ESTADO | 1989 | 1990 | 1991 | 1992 | 1993 | 1994 | 1995 | 1996 | 1997 | 1998 | 1999 | 2000 | 2001 | 2002 | 2003 | 2004 1/ |
|---|---|---|---|---|---|---|---|---|---|---|---|---|---|---|---|---|
| | | | | | | | | | | | | | | | | |
| Aguascalientes | 16,110 | 24,238 | 23,336 | 13,962 | 12,581 | 11,909 | 11,474 | 11,142 | 8,797 | 10,402 | 8,981 | 8,374 | 7,547 | 9,437 | 9,503 | 10,436 |
| Baja California | 9 | 0 | 0 | 0 | 0 | 0 | 0 | 0 | 0 | 0 | 0 | 0 | 0 | 0 | 66 | 1 |
| Baja California Sur | 0 | 0 | 0 | 0 | 0 | 0 | 0 | 0 | 0 | 0 | 0 | 0 | 0 | 0 | 50 | 5 |
| Campeche | 0 | 0 | 0 | 0 | 0 | 0 | 0 | 0 | 0 | 0 | 0 | 0 | 0 | 18 | 204 | 7 |
| Coahuila | 486 | 225 | 686 | 94 | 40 | 221 | 129 | 0 | 66 | 129 | 131 | 232 | 62 | 350 | 161 | 154 |
| Colima | 0 | 0 | 0 | 0 | 0 | 0 | 0 | 0 | 0 | 0 | 0 | 0 | 0 | 0 | 248 | 30 |
| Chiapas | 90 | 35 | 0 | 81 | 60 | 0 | 0 | 0 | 444 | 0 | 0 | 0 | 0 | 0 | 0 | 48 |
| Chihuahua | 1,683 | 1,968 | 2,016 | 1,789 | 901 | 1,348 | 690 | 360 | 335 | 438 | 610 | 907 | 1,163 | 1,069 | 937 | 800 |
| Distrito Federal | 152,164 | 172,104 | 189,930 | 32,355 | 6,796 | 0 | 0 | 0 | 0 | 0 | 0 | 0 | 0 | 0 | 0 | 0 |
| Durango | 19 | 31 | 67 | 25 | 0 | 0 | 0 | 0 | 0 | 0 | 0 | 0 | 0 | 5 | 42 | 2 |
| Guanajuato | 4,234 | 4,460 | 4,590 | 7,600 | 5,963 | 6,808 | 6,147 | 5,147 | 5,597 | 8,056 | 8,572 | 9,135 | 9,157 | 9,439 | 12,146 | 9,287 |
| Guerrero | 0 | 0 | 184 | 240 | 0 | 0 | 0 | 0 | 241 | 341 | 864 | 0 | 0 | 0 | 109 | 131 |
| Hidalgo | 36,406 | 19,423 | 22,535 | 20,491 | 31,654 | 22,353 | 22,141 | 22,372 | 13,800 | 9,079 | 9,678 | 6,640 | 7,193 | 6,234 | 7,676 | 8,844 |
| Jalisco | 245 | 0 | 0 | 0 | 0 | 0 | 318 | 2,568 | 2,062 | 4,181 | 4,974 | 6,240 | 10,032 | 13,909 | 13,540 | 7,740 |
| México | 64,134 | 66,500 | 74,945 | 98,478 | 111,378 | 123,353 | 77,942 | 53,506 | 66,133 | 60,855 | 79,494 | 81,275 | 69,782 | 69,795 | 68,604 | 76,149 |
| Michoacán | 2,388 | 2,385 | 2,687 | 1,763 | 1,604 | 1,393 | 182 | 371 | 473 | 1,979 | 1,078 | 1,013 | 699 | 863 | 6,316 | 1,523 |
| Morelos | 130 | 197 | 143 | 31 | 0 | 86 | 0 | 0 | 0 | 488 | 991 | 1,007 | 535 | 541 | 666 | 571 |
| Nayarit | 0 | 0 | 0 | 0 | 0 | 0 | 0 | 0 | 0 | 0 | 0 | 0 | 0 | 0 | 0 | 0 |
| Nuevo León | 890 | 645 | 497 | 726 | 621 | 106 | 84 | 0 | 0 | 54 | 208 | 26 | 228 | 96 | 66 | 64 |
| Oaxaca | 8,071 | 4,369 | 7,240 | 13,526 | 7,538 | 12,357 | 12,267 | 10,232 | 6,692 | 11,793 | 4,779 | 5,254 | 7,005 | 7,071 | 10,513 | 8,974 |
| Puebla | 37,153 | 30,892 | 37,957 | 38,349 | 30,457 | 29,764 | 28,511 | 23,842 | 23,254 | 10,706 | 10,487 | 10,944 | 8,807 | 7,649 | 7,066 | 14,788 |
| Querétaro | 3,141 | 3,156 | 2,883 | 3,063 | 4,290 | 3,256 | 2,771 | 2,233 | 2,087 | 2,439 | 3,223 | 2,890 | 3,529 | 3,238 | 2,935 | 3,153 |
| Quintana Roo | 2,596 | 3,271 | 3,640 | 5,297 | 4,580 | 3,672 | 2,700 | 2,806 | 2,782 | 2,586 | 2,539 | 2,209 | 2,325 | 2,235 | 2,601 | 2,843 |
| San Luis Potosí | 4,446 | 5,001 | 6,419 | 7,181 | 4,155 | 4,631 | 4,360 | 3,034 | 3,497 | 3,660 | 3,545 | 3,914 | 2,853 | 3,011 | 4,075 | 3,872 |
| Sinaloa | 0 | 0 | 0 | 0 | 0 | 6,807 | 0 | 0 | 1,474 | 8,331 | 12,088 | 21,996 | 21,860 | 23,589 | 31,205 | 15,858 |
| Sonora | 23 | 24 | 59 | 56 | 0 | 0 | 0 | 0 | 0 | 0 | 0 | 0 | 0 | 0 | 441 | 18 |
| Tabasco | 0 | 0 | 0 | 0 | 0 | 0 | 0 | 0 | 2,807 | 2,965 | 2,266 | 51 | 570 | 609 | 408 | 1,423 |
| Tamaulipas | 441 | 325 | 380 | 421 | 245 | 105 | 77 | 115 | 150 | 88 | 118 | 247 | 96 | 178 | 209 | 163 |
| Tlaxcala | 1,908 | 1,589 | 1,384 | 2,139 | 2,054 | 1,159 | 1,326 | 1,334 | 892 | 901 | 1,100 | 1,237 | 1,326 | 1,429 | 1,322 | 1,329 |
| Veracruz | 2,356 | 1,854 | 1,404 | 1,298 | 868 | 1,150 | 1,231 | 972 | 530 | 562 | 672 | 499 | 537 | 197 | 232 | 597 |
| Yucatán | 215 | 298 | 0 | 0 | 0 | 0 | 0 | 0 | 0 | 0 | 0 | 0 | 0 | 0 | 346 | 18 |
| Zacatecas | 6,088 | 6,713 | 6,690 | 6,837 | 5,997 | 4,829 | 4,051 | 5,486 | 5,148 | 4,862 | 5,472 | 4,935 | 4,758 | 4,662 | 5,621 | 5,757 |
| | | | | | | | | | | | | | | | | |
| **TOTAL NACIONAL** | **345,426** | **349,703** | **389,672** | **255,802** | **231,782** | **235,307** | **176,401** | **145,520** | **147,261** | **144,895** | **161,870** | **169,025** | **160,064** | **165,624** | **187,308** | **174,585** |

FUENTE: **INEGI**. Estadística de Sacrificio de Ganado en Rastros Municipales

*1/ Preliminar*

**SACRIFICIO DE GANADO CAPRINO EN RASTROS MUNICIPALES Y TIF POR ENTIDAD FEDERATIVA**

CABEZAS

| ESTADO | 1989 | 1990 | 1991 | 1992 | 1993 | 1994 | 1995 | 1996 | 1997 | 1998 | 1999 | 2000 | 2001 | 2002 | 2003 | 2004 |
|---|---|---|---|---|---|---|---|---|---|---|---|---|---|---|---|---|
| | | | | | | | | | | | | | | | | |
| Aguascalientes | 32,241 | 31,514 | 27,065 | 20,191 | 19,725 | 17,177 | 16,894 | 26,966 | 26,070 | 20,593 | 22,316 | 19,402 | 16,446 | 14,504 | 15,522 | 9,923 |
| Baja California | 675 | 669 | 531 | 429 | 301 | 0 | 1,155 | 937 | 185 | 31 | 0 | 130 | 139 | 110 | 489 | 152 |
| Baja California Sur | 0 | 0 | 0 | 0 | 0 | 0 | 0 | 0 | 0 | 0 | 0 | 0 | 0 | 0 | 102 | 7 |
| Campeche | 0 | 0 | 0 | 0 | 0 | 0 | 0 | 0 | 0 | 0 | 0 | 0 | 0 | 0 | 0 | 0 |
| Coahuila | 7,721 | 4,699 | 7,965 | 5,404 | 8,159 | 12,283 | 6,409 | 2,328 | 570 | 441 | 747 | 887 | 1,295 | 1,025 | 2,942 | 2,648 |
| Colima | 1,153 | 910 | 891 | 721 | 508 | 193 | 1,623 | 1,538 | 1,455 | 802 | 1,124 | 1,149 | 1,130 | 964 | 1,138 | 585 |
| Chiapas | 0 | 0 | 0 | 0 | 0 | 0 | 0 | 0 | 110 | 0 | 0 | 0 | 0 | 0 | 0 | 4 |
| Chihuahua | 6,699 | 6,151 | 5,703 | 2,973 | 2,110 | 671 | 694 | 627 | 421 | 426 | 787 | 1,630 | 972 | 1,094 | 1,140 | 493 |
| Distrito Federal | 64,379 | 72,814 | 73,843 | 12,538 | 2,521 | 0 | 0 | 0 | 0 | 0 | 0 | 0 | 0 | 0 | 0 | 0 |
| Durango | 325 | 381 | 200 | 184 | 0 | 0 | 0 | 136 | 0 | 0 | 0 | 5 | 1 | 3 | 0 | 6 |
| Guanajuato | 132,746 | 141,516 | 149,802 | 152,856 | 149,423 | 135,732 | 110,024 | 51,945 | 44,341 | 43,458 | 46,890 | 45,943 | 46,123 | 44,723 | 43,712 | 42,567 |
| Guerrero | 10,806 | 8,821 | 9,977 | 8,999 | 9,265 | 13,187 | 13,738 | 11,060 | 7,467 | 4,081 | 1,778 | 3,253 | 3,063 | 1,770 | 1,465 | 1,902 |
| Hidalgo | 13,758 | 12,386 | 6,459 | 5,239 | 7,758 | 8,452 | 7,237 | 4,802 | 2,112 | 1,490 | 1,398 | 1,184 | 1,174 | 1,127 | 1,434 | 878 |
| Jalisco | 44,509 | 39,391 | 47,334 | 50,176 | 51,819 | 44,429 | 55,165 | 39,713 | 34,114 | 39,109 | 40,311 | 38,863 | 37,726 | 39,959 | 40,917 | 20,067 |
| México | 19,181 | 15,537 | 10,658 | 9,614 | 10,873 | 9,780 | 8,211 | 9,570 | 43,013 | 30,818 | 41,974 | 29,228 | 29,663 | 32,701 | 27,474 | 15,659 |
| Michoacán | 17,085 | 15,411 | 17,491 | 15,952 | 14,920 | 20,927 | 14,644 | 19,657 | 21,362 | 21,100 | 21,665 | 24,980 | 23,214 | 20,945 | 19,032 | 10,947 |
| Morelos | 3,779 | 2,311 | 1,402 | 1,951 | 2,001 | 2,270 | 1,112 | 740 | 610 | 2,411 | 3,202 | 2,977 | 3,108 | 2,894 | 3,871 | 1,386 |
| Nayarit | 1,695 | 1,464 | 613 | 367 | 348 | 239 | 294 | 216 | 442 | 367 | 199 | 199 | 190 | 59 | 64 | 98 |
| Nuevo León | 316,540 | 250,537 | 195,585 | 194,113 | 181,873 | 192,291 | 203,886 | 209,262 | 187,435 | 178,553 | 149,302 | 156,751 | 137,625 | 88,465 | 5,189 | 60,512 |
| Oaxaca | 23,191 | 26,761 | 25,752 | 29,850 | 20,497 | 31,673 | 30,382 | 24,510 | 34,174 | 28,338 | 18,546 | 18,512 | 18,989 | 13,796 | 16,233 | 10,499 |
| Puebla | 16,256 | 17,930 | 16,999 | 22,285 | 19,776 | 14,706 | 13,586 | 11,135 | 8,839 | 12,479 | 11,960 | 12,738 | 11,226 | 9,521 | 4,398 | 5,004 |
| Querétaro | 21,670 | 26,655 | 26,140 | 23,472 | 21,617 | 19,084 | 16,171 | 11,315 | 9,671 | 10,354 | 10,176 | 9,267 | 9,605 | 9,595 | 10,716 | 5,201 |
| Quintana Roo | 0 | 0 | 0 | 0 | 0 | 0 | 0 | 0 | 0 | 0 | 0 | 0 | 0 | 0 | 0 | 0 |
| San Luis Potosí | 15,697 | 12,165 | 13,952 | 32,280 | 15,655 | 7,555 | 9,189 | 22,097 | 16,555 | 19,080 | 16,532 | 19,050 | 32,029 | 39,847 | 18,392 | 12,217 |
| Sinaloa | 15,739 | 14,197 | 12,933 | 11,937 | 25,536 | 39,135 | 37,922 | 51,264 | 37,877 | 14,779 | 13,881 | 7,639 | 6,939 | 7,383 | 8,534 | 8,295 |
| Sonora | 2,367 | 2,038 | 2,684 | 2,393 | 1,439 | 1,810 | 2,430 | 1,558 | 1,164 | 2,015 | 2,020 | 1,363 | 1,424 | 1,505 | 454 | 705 |
| Tabasco | 0 | 0 | 0 | 0 | 0 | 0 | 0 | 0 | 0 | 0 | 0 | 0 | 0 | 0 | 0 | 0 |
| Tamaulipas | 12,020 | 10,892 | 7,603 | 4,509 | 2,495 | 1,907 | 2,548 | 4,181 | 2,847 | 3,043 | 2,563 | 1,696 | 2,589 | 2,643 | 2,261 | 1,379 |
| Tlaxcala | 406 | 531 | 431 | 277 | 397 | 556 | 953 | 988 | 340 | 320 | 382 | 264 | 556 | 148 | 230 | 192 |
| Veracruz | 2,141 | 1,362 | 913 | 994 | 1,054 | 774 | 578 | 785 | 680 | 240 | 131 | 213 | 47 | 36 | 0 | 111 |
| Yucatán | 0 | 0 | 0 | 0 | 0 | 0 | 0 | 0 | 0 | 0 | 0 | 0 | 0 | 0 | 5 | 1 |
| Zacatecas | 16,576 | 16,105 | 16,826 | 17,259 | 15,361 | 13,108 | 13,477 | 14,834 | 11,775 | 12,041 | 11,077 | 13,094 | 8,399 | 6,501 | 5,722 | 5,025 |
| | | | | | | | | | | | | | | | | |
| **TOTAL NACIONAL** | **799,355** | **733,148** | **679,752** | **626,963** | **585,431** | **587,939** | **568,322** | **522,164** | **493,629** | **446,369** | **418,961** | **410,417** | **393,672** | **341,318** | **231,436** | **216,463** |

**SACRIFICIO DE GANADO CAPRINO EN RASTROS MUNICIPALES POR ENTIDAD FEDERATIVA**
CABEZAS

| ESTADO | 1989 | 1990 | 1991 | 1992 | 1993 | 1994 | 1995 | 1996 | 1997 | 1998 | 1999 | 2000 | 2001 | 2002 | 2003 | 2004 1/ |
|---|---|---|---|---|---|---|---|---|---|---|---|---|---|---|---|---|
| | | | | | | | | | | | | | | | | |
| Aguascalientes | 32,241 | 31,514 | 27,065 | 20,191 | 19,725 | 17,177 | 16,894 | 26,966 | 26,070 | 20,593 | 22,316 | 19,402 | 16,446 | 14,504 | 15,522 | 9,923 |
| Baja California | 675 | 669 | 531 | 429 | 301 | 0 | 1,155 | 937 | 185 | 31 | 0 | 130 | 139 | 110 | 65 | 89 |
| Baja California Sur | 0 | 0 | 0 | 0 | 0 | 0 | 0 | 0 | 0 | 0 | 0 | 0 | 0 | 0 | 102 | 7 |
| Campeche | 0 | 0 | 0 | 0 | 0 | 0 | 0 | 0 | 0 | 0 | 0 | 0 | 0 | 0 | 0 | 0 |
| Coahuila | 7,721 | 4,699 | 7,965 | 5,404 | 8,159 | 12,283 | 6,409 | 2,328 | 570 | 441 | 747 | 887 | 1,295 | 1,025 | 754 | 499 |
| Colima | 1,153 | 910 | 891 | 721 | 508 | 193 | 1,623 | 1,538 | 1,455 | 802 | 1,124 | 1,149 | 1,130 | 964 | 1,138 | 585 |
| Chiapas | 0 | 0 | 0 | 0 | 0 | 0 | 0 | 0 | 110 | 0 | 0 | 0 | 0 | 0 | 0 | 4 |
| Chihuahua | 6,699 | 6,151 | 5,703 | 2,973 | 2,110 | 671 | 694 | 627 | 421 | 426 | 787 | 1,630 | 972 | 1,094 | 1,140 | 493 |
| Distrito Federal | 64,379 | 72,814 | 73,843 | 12,538 | 2,521 | 0 | 0 | 0 | 0 | 0 | 0 | 0 | 0 | 0 | 0 | 0 |
| Durango | 325 | 381 | 200 | 184 | 0 | 0 | 0 | 136 | 0 | 0 | 0 | 5 | 1 | 3 | 0 | 6 |
| Guanajuato | 132,746 | 141,516 | 149,802 | 152,856 | 149,423 | 135,732 | 110,024 | 51,945 | 44,341 | 43,458 | 46,890 | 45,943 | 46,123 | 44,723 | 37,278 | 22,660 |
| Guerrero | 10,806 | 8,821 | 9,977 | 8,999 | 9,265 | 13,187 | 13,738 | 11,060 | 7,467 | 4,081 | 1,778 | 3,253 | 3,063 | 1,770 | 1,465 | 1,902 |
| Hidalgo | 13,758 | 12,386 | 6,459 | 5,239 | 7,758 | 8,452 | 7,237 | 4,802 | 2,112 | 1,490 | 1,398 | 1,184 | 1,174 | 1,127 | 1,434 | 878 |
| Jalisco | 44,509 | 39,391 | 47,334 | 50,176 | 51,819 | 44,429 | 55,165 | 39,713 | 34,114 | 39,109 | 40,311 | 38,863 | 37,726 | 39,959 | 40,917 | 20,067 |
| México | 19,181 | 15,537 | 10,658 | 9,614 | 10,873 | 9,780 | 8,211 | 9,570 | 43,013 | 30,818 | 41,974 | 29,228 | 29,663 | 32,701 | 27,474 | 15,659 |
| Michoacán | 17,085 | 15,411 | 17,491 | 15,952 | 14,920 | 20,927 | 14,644 | 19,657 | 21,362 | 21,100 | 21,665 | 24,980 | 23,214 | 20,945 | 19,032 | 10,947 |
| Morelos | 3,779 | 2,311 | 1,402 | 1,951 | 2,001 | 2,270 | 1,112 | 740 | 610 | 2,411 | 3,202 | 2,977 | 3,108 | 2,894 | 3,871 | 1,386 |
| Nayarit | 1,695 | 1,464 | 613 | 367 | 348 | 239 | 294 | 216 | 442 | 367 | 199 | 199 | 190 | 59 | 64 | 98 |
| Nuevo León | 316,540 | 250,537 | 195,585 | 194,113 | 181,873 | 192,291 | 203,886 | 209,262 | 187,435 | 178,553 | 149,302 | 156,751 | 137,625 | 88,465 | 5,189 | 60,512 |
| Oaxaca | 23,191 | 26,761 | 25,752 | 29,850 | 20,497 | 31,673 | 30,382 | 24,510 | 34,174 | 28,338 | 18,546 | 18,512 | 18,989 | 13,796 | 16,233 | 10,499 |
| Puebla | 16,256 | 17,930 | 16,999 | 22,285 | 19,776 | 14,706 | 13,586 | 11,135 | 8,839 | 12,479 | 11,960 | 12,738 | 11,226 | 9,521 | 4,398 | 5,004 |
| Querétaro | 21,670 | 26,655 | 26,140 | 23,472 | 21,617 | 19,084 | 16,171 | 11,315 | 9,671 | 10,354 | 10,176 | 9,267 | 9,605 | 9,595 | 10,716 | 5,201 |
| Quintana Roo | 0 | 0 | 0 | 0 | 0 | 0 | 0 | 0 | 0 | 0 | 0 | 0 | 0 | 0 | 0 | 0 |
| San Luis Potosí | 15,697 | 12,165 | 13,952 | 32,280 | 15,655 | 7,555 | 9,189 | 22,097 | 16,555 | 19,080 | 16,532 | 19,050 | 32,029 | 39,847 | 18,392 | 12,217 |
| Sinaloa | 15,739 | 14,197 | 12,933 | 11,937 | 25,536 | 39,135 | 37,922 | 51,264 | 37,877 | 14,779 | 13,881 | 7,639 | 6,939 | 7,383 | 8,534 | 8,295 |
| Sonora | 2,367 | 2,038 | 2,684 | 2,393 | 1,439 | 1,810 | 2,430 | 1,558 | 1,164 | 2,015 | 2,020 | 1,363 | 1,424 | 1,505 | 454 | 705 |
| Tabasco | 0 | 0 | 0 | 0 | 0 | 0 | 0 | 0 | 0 | 0 | 0 | 0 | 0 | 0 | 0 | 0 |
| Tamaulipas | 12,020 | 10,892 | 7,603 | 4,509 | 2,495 | 1,907 | 2,548 | 4,181 | 2,847 | 3,043 | 2,563 | 1,696 | 2,589 | 2,643 | 2,261 | 1,379 |
| Tlaxcala | 406 | 531 | 431 | 277 | 397 | 556 | 953 | 988 | 340 | 320 | 382 | 264 | 556 | 148 | 230 | 192 |
| Veracruz | 2,141 | 1,362 | 913 | 994 | 1,054 | 774 | 578 | 785 | 680 | 240 | 131 | 213 | 47 | 36 | 0 | 111 |
| Yucatán | 0 | 0 | 0 | 0 | 0 | 0 | 0 | 0 | 0 | 0 | 0 | 0 | 0 | 0 | 5 | 1 |
| Zacatecas | 16,576 | 16,105 | 16,826 | 17,259 | 15,361 | 13,108 | 13,477 | 14,834 | 11,775 | 12,041 | 11,077 | 13,094 | 8,399 | 6,501 | 5,722 | 5,025 |
| | | | | | | | | | | | | | | | | |
| **TOTAL NACIONAL** | **799,355** | **733,148** | **679,752** | **626,963** | **585,431** | **587,939** | **568,322** | **522,164** | **493,629** | **446,369** | **418,961** | **410,417** | **393,672** | **341,318** | **222,390** | **194,344** |

FUENTE: **INEGI**. Estadística de Sacrificio de Ganado en Rastros Municipales

*1/ Preliminar*

**SACRIFICIO DE GANADO EQUINO EN RASTROS TIPO INSPECCIÓN FEDERAL**
CABEZAS

| ESTADO | 1992 | 1993 | 1994 | 1995 | 1996 | 1997 | 1998 | 1999 | 2000 | 2001 | 2002 | 2003 | 2004 |
|---|---|---|---|---|---|---|---|---|---|---|---|---|---|
| | | | | | | | | | | | | | |
| Aguascalientes | 15,804 | 11,668 | 11,190 | 32,056 | 47,726 | 33,398 | 24,422 | 532 | 274 | 5,187 | 3,270 | 863 | 0 |
| Baja California | 0 | 0 | 0 | 0 | 0 | 52,618 | 0 | 0 | 0 | 0 | 0 | 0 | 0 |
| Baja California Sur | 0 | 0 | 0 | 0 | 0 | 0 | 0 | 0 | 0 | 0 | 0 | 0 | 0 |
| Campeche | 0 | 0 | 0 | 0 | 0 | 0 | 0 | 0 | 0 | 0 | 0 | 0 | 0 |
| Coahuila | 0 | 0 | 0 | 0 | 0 | 0 | 0 | 0 | 0 | 0 | 0 | 0 | 0 |
| Colima | 0 | 0 | 0 | 0 | 0 | 0 | 0 | 0 | 0 | 0 | 0 | 0 | 0 |
| Chiapas | 0 | 0 | 0 | 0 | 0 | 955 | 5,578 | 217 | 0 | 500 | 0 | 0 | 0 |
| Chihuahua | 45,794 | 37,584 | 30,770 | 34,045 | 6,386 | 4,418 | 4,116 | 0 | 61 | 1,169 | 423 | 0 | 0 |
| Distrito Federal | 0 | 0 | 0 | 0 | 0 | 0 | 0 | 0 | 0 | 0 | 0 | 0 | 0 |
| Durango | 0 | 0 | 0 | 0 | 0 | 0 | 0 | 0 | 0 | 0 | 0 | 0 | 0 |
| Guanajuato | 0 | 0 | 0 | 0 | 0 | 0 | 0 | 0 | 0 | 0 | 0 | 0 | 0 |
| Guerrero | 0 | 0 | 0 | 0 | 0 | 0 | 0 | 0 | 0 | 0 | 0 | 0 | 0 |
| Hidalgo | 0 | 0 | 0 | 0 | 0 | 0 | 0 | 0 | 0 | 0 | 0 | 0 | 0 |
| Jalisco | 1,263 | 0 | 4,237 | 0 | 0 | 0 | 0 | 0 | 0 | 0 | 0 | 0 | 0 |
| México | 0 | 0 | 0 | 0 | 0 | 0 | 0 | 0 | 0 | 0 | 0 | 0 | 0 |
| Michoacán | 0 | 0 | 0 | 0 | 0 | 0 | 0 | 0 | 0 | 0 | 0 | 0 | 0 |
| Morelos | 0 | 0 | 0 | 0 | 0 | 0 | 0 | 0 | 0 | 0 | 0 | 0 | 0 |
| Nayarit | 0 | 0 | 0 | 0 | 0 | 0 | 0 | 0 | 0 | 0 | 0 | 0 | 0 |
| Nuevo León | 0 | 0 | 0 | 9,774 | 22,188 | 9,060 | 123 | 0 | 0 | 0 | 8,690 | 0 | 0 |
| Oaxaca | 0 | 0 | 0 | 0 | 0 | 0 | 0 | 0 | 0 | 0 | 0 | 0 | 0 |
| Puebla | 0 | 0 | 0 | 0 | 0 | 0 | 0 | 0 | 0 | 0 | 0 | 0 | 0 |
| Querétaro | 0 | 0 | 0 | 0 | 0 | 0 | 0 | 0 | 0 | 0 | 0 | 0 | 0 |
| Quintana Roo | 0 | 0 | 0 | 0 | 0 | 0 | 0 | 0 | 0 | 0 | 0 | 0 | 0 |
| San Luis Potosí | 0 | 0 | 0 | 0 | 0 | 0 | 0 | 0 | 0 | 0 | 0 | 0 | 0 |
| Sinaloa | 0 | 0 | 0 | 0 | 0 | 0 | 0 | 0 | 0 | 0 | 3,764 | 0 | 0 |
| Sonora | 0 | 0 | 0 | 0 | 0 | 0 | 0 | 0 | 0 | 0 | 0 | 0 | 0 |
| Tabasco | 0 | 0 | 0 | 0 | 0 | 0 | 0 | 0 | 0 | 0 | 0 | 0 | 0 |
| Tamaulipas | 0 | 0 | 0 | 0 | 0 | 0 | 0 | 0 | 0 | 0 | 0 | 0 | 0 |
| Tlaxcala | 0 | 0 | 0 | 0 | 0 | 0 | 0 | 0 | 0 | 0 | 0 | 0 | 0 |
| Veracruz | 0 | 0 | 0 | 0 | 0 | 0 | 0 | 0 | 0 | 0 | 0 | 0 | 0 |
| Yucatán | 0 | 0 | 0 | 0 | 0 | 0 | 0 | 0 | 0 | 0 | 0 | 0 | 0 |
| Zacatecas | 77,909 | 84,210 | 70,787 | 89,952 | 116,352 | 54,847 | 91,862 | 5,081 | 2,120 | 33,051 | 33,144 | 22,868 | 25,474 |
| | | | | | | | | | | | | | |
| **TOTAL NACIONAL** | **140,770** | **133,462** | **116,984** | **165,827** | **192,652** | **155,296** | **126,101** | **5,830** | **2,455** | **39,907** | **49,291** | **23,731** | **25,474** |

*FUENTE: SAGAR. DGSA. DEPARTAMENTO DE ESTABLECIMIENTOS TIF*

**SACRIFICIO DE AVES EN RASTROS TIPO INSPECCIÓN FEDERAL**
CABEZAS

| ESTADO | 1992 | 1993 | 1994 | 1995 | 1996 | 1997 | 1998 | 1999 | 2000 | 2001 | 2002 | 2003 | 2004 |
|---|---|---|---|---|---|---|---|---|---|---|---|---|---|
| | | | | | | | | | | | | | |
| Aguascalientes | 10,245,098 | 9,562,566 | 9,478,670 | 10,345,121 | 12,508,314 | 12,682,250 | 12,921,356 | 15,149,541 | 11,857,556 | 12,665,533 | 16,175,886 | 19,401,486 | 21,142,124 |
| Baja California | 0 | 0 | 0 | 0 | 0 | 0 | 0 | 0 | 0 | 0 | 0 | 0 | 0 |
| Baja California Sur | 0 | 0 | 0 | 0 | 0 | 0 | 0 | 0 | 0 | 0 | 0 | 0 | 0 |
| Campeche | 0 | 0 | 0 | 0 | 0 | 0 | 0 | 0 | 0 | 0 | 0 | 0 | 0 |
| Coahuila | 0 | 0 | 0 | 0 | 0 | 0 | 0 | 0 | 0 | 0 | 0 | 0 | 0 |
| Colima | 0 | 0 | 0 | 0 | 0 | 0 | 0 | 0 | 0 | 0 | 0 | 0 | 0 |
| Chiapas | 0 | 0 | 0 | 0 | 0 | 1,648,361 | 8,215,751 | 11,054,384 | 12,598,121 | 15,224,819 | 16,588,760 | 17,629,381 | 18,903,645 |
| Chihuahua | 0 | 0 | 0 | 0 | 0 | 175,699 | 686,846 | 637,840 | 1,080,117 | 451,421 | 820,679 | 0 | 0 |
| Distrito Federal | 0 | 0 | 0 | 0 | 0 | 0 | 0 | 0 | 0 | 0 | 0 | 0 | 0 |
| Durango | 39,782,761 | 52,637,039 | 53,112,249 | 53,363,657 | 35,384,412 | 37,249,497 | 42,280,455 | 50,304,106 | 29,839,429 | 43,249,778 | 45,725,613 | 102,645,665 | 95,595,248 |
| Guanajuato | 0 | 0 | 0 | 0 | 0 | 0 | 0 | 0 | 0 | 0 | 0 | 0 | 10,788,563 |
| Guerrero | 0 | 0 | 0 | 0 | 0 | 0 | 0 | 0 | 0 | 0 | 0 | 0 | 0 |
| Hidalgo | 0 | 0 | 0 | 0 | 0 | 0 | 0 | 49,005,295 | 65,305,394 | 52,278,542 | 50,923,161 | 54,029,865 | 58,251,319 |
| Jalisco | 4,825,298 | 8,451,640 | 5,889,741 | 13,095,729 | 43,826,915 | 61,206,221 | 61,363,672 | 77,653,880 | 83,805,756 | 74,009,538 | 83,437,848 | 92,098,585 | 97,650,795 |
| México | 0 | 0 | 0 | 0 | 0 | 0 | 0 | 0 | 0 | 0 | 0 | 0 | 0 |
| Michoacán | 0 | 0 | 0 | 0 | 0 | 0 | 0 | 0 | 0 | 0 | 0 | 0 | 0 |
| Morelos | 0 | 0 | 0 | 0 | 0 | 0 | 0 | 0 | 0 | 0 | 0 | 0 | 0 |
| Nayarit | 0 | 0 | 0 | 0 | 0 | 0 | 0 | 0 | 0 | 0 | 0 | 0 | 0 |
| Nuevo León | 0 | 0 | 0 | 0 | 5,271,848 | 11,974,958 | 12,347,939 | 10,110,667 | 8,300,850 | 9,218,148 | 9,340,632 | 6,367,283 | 4,290,491 |
| Oaxaca | 0 | 0 | 0 | 0 | 0 | 0 | 0 | 0 | 0 | 0 | 0 | 0 | 0 |
| Puebla | 0 | 0 | 0 | 0 | 0 | 19,553,935 | 19,548,956 | 0 | 0 | 0 | 0 | 0 | 41,991,432 |
| Querétaro | 0 | 0 | 0 | 0 | 0 | 0 | 0 | 0 | 0 | 0 | 52,196,562 | 0 | 64,110,336 |
| Quintana Roo | 0 | 0 | 0 | 0 | 0 | 0 | 0 | 0 | 0 | 0 | 0 | 0 | 0 |
| San Luis Potosí | 0 | 0 | 0 | 0 | 0 | 0 | 0 | 20,645,150 | 17,599,222 | 20,760,211 | 12,785,065 | 20,738,589 | 0 |
| Sinaloa | 4,407,576 | 25,344,228 | 25,987,175 | 29,141,443 | 33,250,022 | 37,956,567 | 39,297,726 | 34,521,129 | 36,432,190 | 42,990,387 | 46,944,902 | 0 | 53,005,335 |
| Sonora | | 403,664 | 1,827,386 | 846,665 | 239,167 | 0 | 3,566,586 | 3,282,669 | 2,272,467 | 2,822,438 | 2,959,174 | 1,940,328 | 2,185,505 |
| Tabasco | 0 | 0 | 0 | 0 | 0 | 0 | 0 | 0 | 0 | 0 | 0 | 0 | 0 |
| Tamaulipas | 0 | 0 | 0 | 0 | 0 | 0 | 0 | 0 | 0 | 0 | 4,678,870 | 0 | 0 |
| Tlaxcala | 0 | 0 | 0 | 0 | 0 | 0 | 0 | 0 | 0 | 0 | 0 | 0 | 0 |
| Veracruz | 0 | 0 | 0 | 0 | 0 | 0 | 0 | 0 | 0 | 0 | 0 | 0 | 0 |
| Yucatán | 4,101,719 | 4,708,126 | 4,711,957 | 5,378,062 | 6,204,726 | 6,614,415 | 9,665,219 | 28,842,887 | 21,841,556 | 24,651,431 | 23,124,729 | 17,656,170 | 21,130,757 |
| Zacatecas | 0 | 0 | 0 | 0 | 0 | 0 | 0 | 0 | 0 | 0 | 0 | 0 | 0 |
| | | | | | | | | | | | | | |
| **TOTAL NACIONAL** | **63,362,452** | **101,107,263** | **101,007,178** | **112,170,677** | **136,685,404** | **189,061,903** | **209,894,506** | **301,207,548** | **290,932,658** | **298,322,246** | **365,701,881** | **332,507,352** | **489,045,550** |

*FUENTE: SAGAR. DGSA. DEPARTAMENTO DE ESTABLECIMIENTOS TIF*

# COMERCIO EXTERIOR AGROPECUARIO

**MEXICO. COMERCIO EXTERIOR PECUARIO**
**MILES DE DOLARES**

| | 1993 | 1994 | 1995 | 1996 | 1997 | 1998 | 1999 | 2000 | 2001 | 2002 | 2003 | 2004 |
|---|---|---|---|---|---|---|---|---|---|---|---|---|
| **IMPORTACIONES** | | | | | | | | | | | | |
| BOVINO | 501,732 | 678,198 | 299,400 | 445,391 | 756,802 | 901,546 | 942,346 | 1,179,976 | 1,343,517 | 1,460,017 | 1,250,426 | 1,109,927 |
| PORCINO | 204,393 | 261,029 | 131,893 | 162,689 | 198,937 | 210,688 | 226,648 | 359,566 | 453,633 | 431,411 | 549,722 | 846,597 |
| OVINO Y CAPRINO | 63,866 | 71,424 | 40,244 | 36,765 | 60,640 | 56,992 | 57,918 | 84,110 | 100,940 | 100,725 | 88,083 | 78,520 |
| AVICOLA | 288,851 | 342,174 | 242,909 | 283,783 | 340,607 | 348,872 | 299,974 | 375,889 | 445,012 | 378,983 | 452,921 | 517,336 |
| LACTEO | 645,179 | 547,066 | 423,973 | 572,300 | 577,658 | 508,476 | 534,129 | 676,255 | 891,647 | 751,804 | 853,432 | 1,066,989 |
| APICOLA | 215 | 190 | 152 | 476 | 619 | 748 | 713 | 797 | 914 | 1,282 | 1,036 | 1,360 |
| EQUINO | 11,175 | 9,773 | 4,604 | 5,442 | 7,318 | 6,651 | 7,518 | 11,973 | 13,393 | 13,787 | 15,587 | 20,424 |
| ***IMPORTACIÓN*** | ***1,715,411*** | ***1,909,854*** | ***1,143,175*** | ***1,506,846*** | ***1,942,581*** | ***2,033,973*** | ***2,069,246*** | ***2,688,566*** | ***3,249,056*** | ***3,138,009*** | ***3,211,207*** | ***3,641,153*** |
| | | | | | | | | | | | | |
| **EXPORTACIONES** | | | | | | | | | | | | |
| BOVINO | 417,464 | 346,351 | 539,470 | 133,420 | 201,480 | 215,652 | 328,462 | 420,460 | 427,698 | 367,526 | 501,619 | 619,362 |
| PORCINO | 18,880 | 21,050 | 32,828 | 59,502 | 94,857 | 77,665 | 93,299 | 128,596 | 147,327 | 87,304 | 84,941 | 123,743 |
| OVINO Y CAPRINO | 96 | 303 | 962 | 660 | 575 | 302 | 205 | 129 | 258 | 83 | 413 | 262 |
| AVICOLA | 511 | 1,239 | 2,762 | 5,445 | 5,872 | 5,124 | 5,961 | 7,528 | 7,044 | 8,562 | 10,861 | 23,603 |
| LACTEO | 12,279 | 14,593 | 8,190 | 17,263 | 20,173 | 13,500 | 12,479 | 23,943 | 15,328 | 15,443 | 31,041 | 37,270 |
| APICOLA | 32,912 | 27,873 | 30,465 | 46,875 | 35,213 | 37,193 | 22,445 | 29,865 | 23,891 | 53,552 | 60,095 | 48,752 |
| EQUINO | 7,040 | 7,177 | 13,399 | 11,439 | 5,624 | 6,706 | 5,332 | 5,806 | 5,518 | 4,464 | 6,677 | 4,677 |
| ***EXPORTACIÓN*** | ***489,182*** | ***418,586*** | ***628,076*** | ***274,604*** | ***363,794*** | ***356,142*** | ***468,183*** | ***616,327*** | ***627,064*** | ***536,934*** | ***695,647*** | ***857,669*** |
| | | | | | | | | | | | | |
| **SALDO** | ***-1,226,229*** | ***-1,491,268*** | ***-515,099*** | ***-1,232,242*** | ***-1,578,787*** | ***-1,677,831*** | ***-1,601,063*** | ***-2,072,239*** | ***-2,621,992*** | ***-2,601,075*** | ***-2,515,560*** | ***-2,783,484*** |

*FUENTE: CNG, ELABORADO CON EL SISTEMA DE INFORMACION COMERCIAL DE MEXICO, BANCOMEXT.*

# IMPORTACIONES

**MEXICO, VOLUMEN DE LAS IMPORTACIONES DEFINITIVAS DEL SISTEMA PRODUCTIVO BOVINO**

Cabezas o Toneladas

| FRACCION | DENOMINACION | 1993 | 1994 | 1995 | 1996 | 1997 | 1998 | 1999 | 2000 | 2001 | 2002 | 2003 | 2004 |
|---|---|---|---|---|---|---|---|---|---|---|---|---|---|
| **ANIMALES VIVOS** | | | | | | | | | | | | | |
| 01021001 | Reproductores de raza pura. | 18,468 | 26,409 | 8,668 | 20,580 | 50,729 | 39,155 | 33,570 | 41,756 | 83,869 | 39,106 | 14,952 | 885 |
| 01029001 | Vacas lecheras. | 29,797 | 31,291 | 6,777 | 7,122 | 19,029 | 17,169 | 18,172 | 13,529 | 17,358 | 11,598 | 7,092 | 38,441 |
| 01029002 | Con pedigree o certificado de alto registro, excepto lo comprendido en la fracción 0102.90.01. | 1,267 | 457 | 77 | 2,249 | 2,837 | 1,018 | 3,798 | 5,142 | 6,103 | 5,046 | 9 | 0 |
| 01029003 | Bovinos para abasto, cuando sean importados por Industrial de Abastos. | 0 | 0 | 0 | 1,247 | 0 | 0 | 2,217 | 221 | 0 | 0 | 0 | 0 |
| 01029099 | Los demás. | 43,601 | 98,218 | 6,306 | 167,350 | 242,771 | 188,572 | 133,866 | 174,211 | 146,845 | 150,167 | 30,355 | 28,450 |
| | ***SUMA*** | ***93,133*** | ***156,375*** | ***21,828*** | ***198,548*** | ***315,366*** | ***245,914*** | ***191,623*** | ***234,859*** | ***254,175*** | ***205,917*** | ***52,408*** | ***67,776*** |
| **CARNE FRESCA, REFRIGERADA Y CONGELADA** | | | | | | | | | | | | | |
| 02011001 | En canales o medias canales. | 4,658 | 4,397 | 279 | 2,199 | 5,190 | 7,430 | 6,468 | 9,074 | 7,943 | 5,953 | 1,910 | 0 |
| 02012099 | Los demás cortes (trozos) sin deshuesar. | 12,522 | 15,156 | 4,078 | 10,169 | 17,478 | 20,997 | 20,024 | 18,142 | 16,220 | 18,832 | 13,433 | 39 |
| 02013001 | Deshuesada. | 35,606 | 69,099 | 26,759 | 46,593 | 104,648 | 166,318 | 202,272 | 238,845 | 256,649 | 305,453 | 228,539 | 188,230 |
| 02021001 | En canales o medias canales. | 2,419 | 291 | 0 | 77 | 29 | 1 | 2 | 0 | 20 | 0 | 0 | 0 |
| 02022099 | Los demás cortes (trozos) sin deshuesar. | 4,040 | 1,681 | 1,308 | 1,766 | 3,107 | 3,912 | 4,434 | 3,430 | 2,855 | 2,251 | 1,257 | 435 |
| 02023001 | Deshuesada. | 34,547 | 27,970 | 7,972 | 12,506 | 13,696 | 22,852 | 24,632 | 30,120 | 22,694 | 21,204 | 14,138 | 19,887 |
| | ***SUMA*** | ***93,792*** | ***118,595*** | ***40,397*** | ***73,310*** | ***144,148*** | ***221,510*** | ***257,831*** | ***299,611*** | ***306,381*** | ***353,692*** | ***259,278*** | ***208,591*** |
| **DESPOJOS COMESTIBLES FRESCOS, REFRIGERADOS Y CONGELADOS** | | | | | | | | | | | | | |
| 02061001 | De la especie bovina, frescos o refrigerados. | 1,443 | 1,577 | 1,236 | 1,438 | 1,078 | 803 | 5,466 | 6,777 | 942 | 1,058 | 728 | 1,470 |
| 02062101 | Lenguas. | 4,909 | 4,690 | 634 | 566 | 1,575 | 2,454 | 1,129 | 996 | 1,075 | 3,306 | 2,342 | 9,798 |
| 02062201 | Hígados. | 16,691 | 14,168 | 7,011 | 9,031 | 11,313 | 10,977 | 12,754 | 10,955 | 10,347 | 7,585 | 7,412 | 6,614 |
| 02062999 | Los demás. | 39,137 | 41,586 | 36,177 | 40,997 | 47,542 | 52,928 | 49,480 | 55,384 | 65,486 | 70,448 | 67,615 | 36,623 |
| 05040001 | Tripas, vejigas y estómagos de animales, excepto los de pescado, enteros o en trozos | 50,930 | 54,033 | 45,453 | 52,588 | 59,730 | 65,439 | 69,793 | 79,052 | 83,588 | 97,635 | 90,121 | 56,493 |
| | ***SUMA*** | ***113,111*** | ***116,054*** | ***90,512*** | ***104,619*** | ***121,238*** | ***132,601*** | ***138,621*** | ***153,164*** | ***161,437*** | ***180,032*** | ***168,217*** | ***110,999*** |
| **CARNE Y DESPOJOS COMESTIBLES, SALADOS O EN SALMUERA, SECOS O AHUMADOS; HARINA Y POLVO COMESTIBLES, DE CARNE O DE DESPOJOS.** | | | | | | | | | | | | | |
| 02102001 | Carne de la especie bovina. | 40 | 35 | 6 | 2 | 7 | 4 | 78 | 453 | 581 | 660 | 592 | 227 |
| 02109001 | Vísceras o labios de bovinos, salados o salpresos. | 1 | 0 | 1 | 0 | 0 | 3 | 0 | 0 | 0 | 0 | 0 | 0 |
| 02109901 | Vísceras o labios de bovinos, salados o salpresos. | 0 | 0 | 0 | 0 | 0 | 0 | 0 | 0 | 0 | 0 | 0 | 0 |
| | ***SUMA*** | ***41*** | ***35*** | ***7*** | ***2*** | ***7*** | ***7*** | ***78*** | ***453*** | ***581*** | ***660*** | ***592*** | ***227*** |
| **SEMEN Y EMBRIONES** | | | | | | | | | | | | | |
| 05111001 | Semen de bovino | 18 | 17 | 9 | 12 | 10 | 9 | 7 | 6 | 5 | 3 | 4 | 5 |
| 05119905 | Embriones de las especies de ganado bovino, equino, porcino, ovino y caprino (piezas) | 0 | 0 | 0 | 954 | 708 | 567 | 512 | 320 | 826 | 683 | 1,326 | 737 |
| **GRASA DE ANIMALES DE LAS ESPECIES BOVINA, OVINA O CAPRINA** | | | | | | | | | | | | | |
| 15020000 | Grasa de animales de las especies bovina, ovina o caprina | 199,453 | 220,446 | 211,160 | 205,117 | 225,044 | 314,845 | 286,924 | 284,090 | 291,240 | 337,070 | 349,835 | 396,107 |
| | **SUMA** | **199,453** | **220,446** | **211,160** | **205,117** | **225,044** | **314,845** | **286,924** | **284,090** | **291,240** | **337,070** | **349,835** | **396,107** |
| **PREPARACIONES Y CONSERVAS DE CARNE** | | | | | | | | | | | | | |
| 16025001 | Vísceras o labios cocidos, envasados herméticamente. | 69 | 76 | 35 | 1 | 0 | 0 | 2 | 5 | 1 | 0 | 2 | 207 |
| 16025099 | Los demás. | 2,171 | 2,523 | 1,187 | 1,196 | 1,421 | 1,208 | 1,163 | 1,554 | 2,789 | 2,895 | 3,329 | 701 |
| | ***SUMA*** | ***2,240*** | ***2,599*** | ***1,222*** | ***1,197*** | ***1,421*** | ***1,208*** | ***1,165*** | ***1,559*** | ***2,789*** | ***2,895*** | ***3,331*** | ***907*** |

**FUENTE: CNG, ELABORADO CON ESTADÍSTICAS DE COMERCIO EXTERIOR DE BANCOMEXT**

**MEXICO, VALOR DE LAS IMPORTACIONES DEFINITIVAS DEL SISTEMA PRODUCTIVO BOVINO**
Miles de dólares

| FRACCION | DENOMINACION | 1993 | 1994 | 1995 | 1996 | 1997 | 1998 | 1999 | 2000 | 2001 | 2002 | 2003 | 2004 |
|---|---|---|---|---|---|---|---|---|---|---|---|---|---|
| **ANIMALES VIVOS** | | | | | | | | | | | | | |
| 01021001 | Reproductores de raza pura. | 22,152 | 32,353 | 10,253 | 18,862 | 51,728 | 39,908 | 40,354 | 50,146 | 36,640 | 47,900 | 20,919 | 1 |
| 01029001 | Vacas lecheras. | 38,004 | 40,275 | 7,936 | 8,240 | 21,643 | 20,184 | 20,600 | 17,407 | 21,521 | 14,791 | 9,041 | 14,361 |
| 01029002 | Con pedigree o certificado de alto registro, excepto lo comprendido en la fracción 0102.90.01. | 969 | 552 | 91 | 2,184 | 2,838 | 294 | 2,568 | 4,831 | 5,545 | 4,713 | 16 | 0 |
| 01029003 | Bovinos para abasto, cuando sean importados por Industrial de Abastos. | 0 | 0 | 0 | 445 | 0 | 0 | 997 | 138 | 0 | 0 | 0 | 0 |
| 01029099 | Los demás. | 27,197 | 61,749 | 3,615 | 61,893 | 118,092 | 86,506 | 65,572 | 93,388 | 85,009 | 65,757 | 13,377 | 8,509 |
| | ***SUMA*** | ***88,323*** | ***134,930*** | ***21,894*** | ***91,625*** | ***194,301*** | ***146,892*** | ***130,091*** | ***165,912*** | ***148,714*** | ***133,161*** | ***43,353*** | ***22,870*** |
| **CARNE FRESCA, REFRIGERADA Y CONGELADA** | | | | | | | | | | | | | |
| 02011001 | En canales o medias canales. | 7,887 | 9,154 | 517 | 3,939 | 9,509 | 13,057 | 11,257 | 16,807 | 15,972 | 11,020 | 3,812 | 0 |
| 02012099 | Los demás cortes (trozos) sin deshuesar. | 28,908 | 34,811 | 7,992 | 18,031 | 33,559 | 39,279 | 39,304 | 40,366 | 40,989 | 48,281 | 40,760 | 82 |
| 02013001 | Deshuesada. | 112,427 | 225,557 | 72,254 | 122,145 | 265,433 | 392,433 | 487,695 | 651,995 | 771,360 | 891,298 | 744,568 | 667,302 |
| 02021001 | En canales o medias canales. | 3,097 | 655 | 3 | 128 | 48 | 2 | 4 | 0 | 21 | 0 | 0 | 0 |
| 02022099 | Los demás cortes (trozos) sin deshuesar. | 7,151 | 6,043 | 3,702 | 4,285 | 7,063 | 7,899 | 8,441 | 7,165 | 6,235 | 5,496 | 4,267 | 1,568 |
| 02023001 | Deshuesada. | 64,098 | 58,998 | 20,411 | 29,021 | 32,560 | 44,176 | 41,019 | 43,140 | 49,303 | 48,143 | 34,086 | 46,191 |
| | ***SUMA*** | ***223,569*** | ***335,219*** | ***104,879*** | ***177,549*** | ***348,172*** | ***496,847*** | ***587,721*** | ***759,474*** | ***883,879*** | ***1,004,237*** | ***827,493*** | ***715,143*** |
| **DESPOJOS COMESTIBLES FRESCOS, REFRIGERADOS Y CONGELADOS** | | | | | | | | | | | | | |
| 02061001 | De la especie bovina, frescos o refrigerados. | 3,285 | 3,853 | 2,497 | 2,795 | 2,630 | 2,300 | 4,698 | 6,594 | 3,614 | 4,026 | 3,894 | 5,749 |
| 02062101 | Lenguas. | 12,141 | 9,380 | 1,702 | 1,213 | 2,492 | 3,104 | 2,744 | 3,171 | 4,729 | 8,366 | 6,186 | 18,436 |
| 02062201 | Hígados. | 11,081 | 10,750 | 5,488 | 5,991 | 7,400 | 6,399 | 5,790 | 7,019 | 8,159 | 4,341 | 5,702 | 3,485 |
| 02062999 | Los demás. | 40,737 | 41,419 | 26,322 | 29,490 | 36,209 | 39,582 | 38,588 | 61,392 | 105,549 | 100,758 | 108,350 | 62,615 |
| 05040001 | Tripas, vejigas y estómagos de animales, excepto los de pescado, enteros o en trozos | 32,611 | 35,631 | 24,140 | 30,059 | 40,140 | 44,427 | 50,351 | 74,361 | 78,881 | 71,843 | 83,968 | 79,286 |
| | ***SUMA*** | ***99,856*** | ***101,034*** | ***60,149*** | ***69,548*** | ***88,870*** | ***95,812*** | ***102,171*** | ***152,536*** | ***200,933*** | ***189,335*** | ***208,099*** | ***169,571*** |
| **CARNE Y DESPOJOS COMESTIBLES, SALADOS O EN SALMUERA, SECOS O AHUMADOS; HARINA Y POLVO COMESTIBLES, DE CARNE O DE DESPOJOS** | | | | | | | | | | | | | |
| 02102001 | Carne de la especie bovina. | 166 | 156 | 29 | 10 | 27 | 21 | 370 | 2,580 | 3,275 | 3,722 | 3,432 | 1,443 |
| 02109001 | Vísceras o labios de bovinos, salados o salpresos. | 2 | 0 | 0 | 0 | 0 | 3 | 0 | 0 | 0 | 0 | 0 | 0 |
| 02109901 | Vísceras o labios de bovinos, salados o salpresos. | 0 | 0 | 0 | 0 | 0 | 0 | 0 | 0 | 0 | 0 | 0 | 0 |
| | ***SUMA*** | ***168*** | ***156*** | ***29*** | ***10*** | ***27*** | ***24*** | ***370*** | ***2,580*** | ***3,275*** | ***3,722*** | ***3,432*** | ***1,443*** |
| **SEMEN Y EMBRIONES** | | | | | | | | | | | | | |
| 05111001 | Semen de bovino | 5,273 | 6,159 | 4,442 | 5,752 | 7,120 | 7,505 | 8,528 | 8,957 | 9,655 | 10,642 | 10,180 | 9,111 |
| 05119905 | Embriones de las especies de ganado bovino, equino, porcino, ovino y caprino (piezas) | 0 | 0 | 0 | 49 | 24 | 56 | 55 | 30 | 92 | 210 | 273 | 278 |
| **GRASA DE ANIMALES DE LAS ESPECIES BOVINA, OVINA O CAPRINA** | | | | | | | | | | | | | |
| 15020000 | Grasa de animales de las especies bovina, ovina o caprina | 77,506 | 91,468 | 104,350 | 97,918 | 114,673 | 150,940 | 109,960 | 85,931 | 90,266 | 112,086 | 148,561 | 189,723 |
| | **SUMA** | **77,506** | **91,468** | **104,350** | **97,918** | **114,673** | **150,940** | **109,960** | **85,931** | **90,266** | **112,086** | **148,561** | **189,723** |
| **PREPARACIONES Y CONSERVAS DE CARNE** | | | | | | | | | | | | | |
| 16025001 | Vísceras o labios cocidos, envasados herméticamente. | 101 | 112 | 49 | 3 | 0 | 0 | 6 | 13 | 2 | 0 | 6 | 268 |
| 16025099 | Los demás. | 6,938 | 9,120 | 3,609 | 2,937 | 3,613 | 3,470 | 3,444 | 4,544 | 6,701 | 6,624 | 9,028 | 1,520 |
| | ***SUMA*** | ***7,038*** | ***9,232*** | ***3,657*** | ***2,940*** | ***3,614*** | ***3,471*** | ***3,450*** | ***4,558*** | ***6,703*** | ***6,624*** | ***9,034*** | ***1,788*** |
| | ***TOTAL*** | **501,732** | **678,198** | **299,400** | **445,391** | **756,802** | **901,546** | **942,346** | **1,179,976** | **1,343,517** | **1,460,017** | **1,250,426** | **1,109,927** |

**FUENTE: CNG, ELABORADO CON ESTADÍSTICAS DE COMERCIO EXTERIOR DE BANCOMEXT**

**MEXICO, VOLUMEN DE LAS IMPORTACIONES DEFINITIVAS DEL SISTEMA PRODUCTIVO BOVINO**

Cabezas o Toneladas

**2003**

| FRACCION | DENOMINACION | Ene-03 | Feb-03 | Mar-03 | Abr-03 | May-03 | Jun-03 | Jul-03 | Ago-03 | Sep-03 | Oct-03 | Nov-03 | Dic-03 | Total |
|---|---|---|---|---|---|---|---|---|---|---|---|---|---|---|
| **ANIMALES VIVOS** | | | | | | | | | | | | | | |
| 01021001 | Reproductores de raza pura. | 1,961 | 1,276 | 1,255 | 1,773 | 771 | 1,514 | 505 | 718 | 518 | 760 | 2,076 | 1,825 | 14,952 |
| 01029001 | Vacas lecheras. | 295 | 210 | 399 | 399 | 78 | 1,200 | 843 | 386 | 470 | 76 | 79 | 2,657 | 7,092 |
| 01029002 | Con pedigree o certificado de alto registro, excepto lo comprendido en la fracción 0102.90.01. | 0 | 4 | 2 | 0 | 1 | 0 | 0 | 0 | 0 | 0 | 2 | 0 | 9 |
| 01029003 | Bovinos para abasto, cuando sean importados por Industrial de Abastos. | 0 | 0 | 0 | 0 | 0 | 0 | 0 | 0 | 0 | 0 | 0 | 0 | 0 |
| 01029099 | Los demás. | 4,160 | 4,202 | 1,368 | 3,205 | 1,111 | 3,396 | 2,767 | 2,629 | 2,613 | 408 | 2,207 | 2,289 | 30,355 |
| | ***SUMA*** | ***6,416*** | ***5,692*** | ***3,024*** | ***5,377*** | ***1,961*** | ***6,110*** | ***4,115*** | ***3,733*** | ***3,601*** | ***1,244*** | ***4,364*** | ***6,771*** | ***52,408*** |
| **CARNE FRESCA, REFRIGERADA Y CONGELADA** | | | | | | | | | | | | | | |
| 02011001 | En canales o medias canales. | 554 | 387 | 407 | 278 | 226 | 19 | 38 | 0 | 0 | 0 | 0 | 0 | 1,910 |
| 02012099 | Los demás cortes (trozos) sin deshuesar. | 1,438 | 1,093 | 1,083 | 982 | 1,193 | 1,197 | 1,144 | 1,215 | 1,422 | 1,303 | 810 | 554 | 13,433 |
| 02013001 | Deshuesada. | 21,955 | 19,389 | 19,994 | 16,004 | 21,723 | 22,985 | 23,015 | 20,340 | 17,732 | 17,908 | 13,380 | 14,114 | 228,539 |
| 02021001 | En canales o medias canales. | | | | | | | | | | | | | 0 |
| 02022099 | Los demás cortes (trozos) sin deshuesar. | 212 | 195 | 55 | 109 | 121 | 66 | 80 | 66 | 76 | 29 | 88 | 160 | 1,257 |
| 02023001 | Deshuesada. | 1,452 | 935 | 1,174 | 942 | 784 | 845 | 1,418 | 1,220 | 1,280 | 1,688 | 993 | 1,407 | 14,138 |
| | ***SUMA*** | ***25,611*** | ***21,999*** | ***22,712*** | ***18,315*** | ***24,047*** | ***25,112*** | ***25,694*** | ***22,842*** | ***20,511*** | ***20,929*** | ***15,271*** | ***16,235*** | ***259,278*** |
| **DESPOJOS COMESTIBLES FRESCOS, REFRIGERADOS Y CONGELADOS** | | | | | | | | | | | | | | |
| 02061001 | De la especie bovina, frescos o refrigerados. | 71 | 61 | 28 | 29 | 142 | 66 | 34 | 68 | 47 | 38 | 99 | 47 | 728 |
| 02062101 | Lenguas. | 514 | 250 | 109 | 182 | 168 | 169 | 310 | 330 | 85 | 136 | 63 | 27 | 2,342 |
| 02062201 | Hígados. | 630 | 479 | 621 | 515 | 813 | 823 | 770 | 510 | 438 | 716 | 635 | 463 | 7,412 |
| 02062999 | Los demás. | 6,586 | 5,484 | 5,720 | 5,191 | 5,900 | 5,593 | 6,228 | 5,705 | 5,431 | 5,562 | 4,899 | 5,317 | 67,615 |
| 05040001 | Tripas, vejigas y estómagos de animales, excepto los de pescado, enteros o en trozos | 8,700 | 7,233 | 7,380 | 6,009 | 6,786 | 7,796 | 7,970 | 7,779 | 8,513 | 8,050 | 7,023 | 6,880 | 90,121 |
| | ***SUMA*** | ***16,501*** | ***13,507*** | ***13,858*** | ***11,926*** | ***13,809*** | ***14,447*** | ***15,312*** | ***14,392*** | ***14,513*** | ***14,501*** | ***12,719*** | ***12,733*** | ***168,217*** |
| **CARNE Y DESPOJOS COMESTIBLES, SALADOS O EN SALMUERA, SECOS O AHUMADOS; HARINA Y POLVO COMESTIBLES, DE CARNE O DE DESPOJOS.** | | | | | | | | | | | | | | |
| 02102001 | Carne de la especie bovina. | 55 | 54 | 59 | 34 | 68 | 51 | 36 | 68 | 18 | 67 | 43 | 39 | 592 |
| 02109001 | Vísceras o labios de bovinos, salados o salpresos. | 0 | 0 | 0 | 0 | 0 | 0 | 0 | 0 | 0 | 0 | 0 | 0 | 0 |
| 02109901 | Vísceras o labios de bovinos, salados o salpresos. | 0 | 0 | 0 | 0 | 0 | 0 | 0 | 0 | 0 | 0 | 0 | 0 | 0 |
| | ***SUMA*** | ***55*** | ***54*** | ***59*** | ***34*** | ***68*** | ***51*** | ***36*** | ***68*** | ***18*** | ***67*** | ***43*** | ***39*** | ***592*** |
| **SEMEN Y EMBRIONES** | | | | | | | | | | | | | | |
| 05111001 | Semen de bovino | 0 | 0 | 0 | 1 | 0 | 0 | 0 | 0 | 0 | 0 | 1 | 0 | 4 |
| 05119905 | Embriones de las especies de ganado bovino, equino, porcino, ovino y caprino (piezas) | 0 | 50 | 2 | 124 | 38 | 0 | 649 | 120 | 0 | 103 | 115 | 125 | 1,326 |
| **GRASA DE ANIMALES DE LAS ESPECIES BOVINA, OVINA O CAPRINA** | | | | | | | | | | | | | | |
| 15020000 | Grasa de animales de las especies bovina, ovina o caprina | 30,254 | 24,316 | 22,887 | 30,162 | 27,991 | 28,048 | 29,246 | 29,648 | 29,778 | 34,216 | 25,859 | 37,432 | 349,835 |
| | **SUMA** | **30,254** | **24,316** | **22,887** | **30,162** | **27,991** | **28,048** | **29,246** | **29,648** | **29,778** | **34,216** | **25,859** | **37,432** | 349,835 |
| **PREPARACIONES Y CONSERVAS DE CARNE** | | | | | | | | | | | | | | |
| 16025001 | Vísceras o labios cocidos, envasados herméticamente. | 0 | 0 | 0 | 0 | 0 | 0 | 2 | 0 | 0 | 0 | 0 | 0 | 2 |
| 16025099 | Los demás. | 256 | 278 | 386 | 303 | 245 | 223 | 319 | 257 | 331 | 255 | 244 | 231 | 3,329 |
| | ***SUMA*** | ***256*** | ***278*** | ***386*** | ***303*** | ***245*** | ***223*** | ***321*** | ***257*** | ***331*** | ***255*** | ***244*** | ***231*** | ***3,331*** |

**FUENTE: CNG, ELABORADO CON ESTADÍSTICAS DE COMERCIO EXTERIOR DE BANCOMEXT**

**MEXICO, VALOR DE LAS IMPORTACIONES DEFINITIVAS DEL SISTEMA PRODUCTIVO BOVINO**

Miles de dólares

**2003**

| FRACCION | DENOMINACION | Ene-03 | Feb-03 | Mar-03 | Abr-03 | May-03 | Jun-03 | Jul-03 | Ago-03 | Sep-03 | Oct-03 | Nov-03 | Dic-03 | Total |
|---|---|---|---|---|---|---|---|---|---|---|---|---|---|---|
| **ANIMALES VIVOS** | | | | | | | | | | | | | | |
| 01021001 | Reproductores de raza pura. | 2,928 | 1,912 | 1,716 | 2,275 | 906 | 2,204 | 617 | 1,003 | 789 | 990 | 3,294 | 2,285 | 20,919 |
| 01029001 | Vacas lecheras. | 483 | 314 | 619 | 651 | 110 | 1,325 | 1,112 | 659 | 805 | 141 | 136 | 2,684 | 9,041 |
| 01029002 | Con pedigree o certificado de alto registro, excepto lo comprendido en la fracción 0102.90.01. | 0 | 3 | 4 | 0 | 2 | 0 | 0 | 0 | 0 | 0 | 7 | 0 | 16 |
| 01029003 | Bovinos para abasto, cuando sean importados por Industrial de Abastos. | 0 | 0 | 0 | 0 | 0 | 0 | 0 | 0 | 0 | 0 | 0 | 0 | 0 |
| 01029099 | Los demás. | 2,897 | 2,083 | 846 | 1,272 | 663 | 1,384 | 951 | 853 | 814 | 152 | 689 | 773 | 13,377 |
| | ***SUMA*** | ***6,308*** | ***4,313*** | ***3,185*** | ***4,198*** | ***1,681*** | ***4,913*** | ***2,680*** | ***2,516*** | ***2,408*** | ***1,282*** | ***4,126*** | ***5,741*** | ***43,353*** |
| **CARNE FRESCA, REFRIGERADA Y CONGELADA** | | | | | | | | | | | | | | |
| 02011001 | En canales o medias canales. | 1,104 | 779 | 804 | 536 | 469 | 40 | 80 | 0 | 0 | 0 | 0 | 0 | 3,812 |
| 02012099 | Los demás cortes (trozos) sin deshuesar. | 4,080 | 3,359 | 3,251 | 2,847 | 3,397 | 3,477 | 3,213 | 3,630 | 4,552 | 4,248 | 2,745 | 1,961 | 40,760 |
| 02013001 | Deshuesada. | 71,157 | 67,054 | 66,243 | 47,337 | 61,443 | 70,556 | 67,418 | 62,945 | 62,585 | 66,226 | 49,032 | 52,572 | 744,568 |
| 02021001 | En canales o medias canales. | 0 | 0 | 0 | 0 | 0 | 0 | 0 | 0 | 0 | 0 | 0 | 0 | 0 |
| 02022099 | Los demás cortes (trozos) sin deshuesar. | 484 | 497 | 182 | 378 | 342 | 292 | 279 | 249 | 293 | 265 | 380 | 627 | 4,267 |
| 02023001 | Deshuesada. | 3,300 | 2,493 | 2,788 | 2,515 | 2,085 | 2,073 | 2,825 | 2,661 | 2,624 | 4,409 | 2,892 | 3,421 | 34,086 |
| | ***SUMA*** | ***80,125*** | ***74,182*** | ***73,268*** | ***53,613*** | ***67,736*** | ***76,437*** | ***73,816*** | ***69,485*** | ***70,053*** | ***75,148*** | ***55,049*** | ***58,581*** | ***827,493*** |
| **DESPOJOS COMESTIBLES FRESCOS, REFRIGERADOS Y CONGELADOS** | | | | | | | | | | | | | | |
| 02061001 | De la especie bovina, frescos o refrigerados. | 275 | 340 | 170 | 170 | 360 | 364 | 264 | 490 | 398 | 312 | 309 | 440 | 3,894 |
| 02062101 | Lenguas. | 1,071 | 646 | 323 | 401 | 443 | 403 | 1,023 | 978 | 264 | 365 | 165 | 104 | 6,186 |
| 02062201 | Hígados. | 380 | 301 | 439 | 383 | 612 | 600 | 524 | 379 | 370 | 676 | 586 | 452 | 5,702 |
| 02062999 | Los demás. | 9,333 | 7,894 | 8,593 | 8,006 | 9,302 | 8,767 | 9,851 | 9,230 | 8,746 | 9,644 | 9,039 | 9,943 | 108,350 |
| 05040001 | Tripas, vejigas y estómagos de animales, excepto los de pescado, enteros o en trozos | 6,765 | 5,406 | 5,370 | 4,291 | 5,243 | 5,984 | 6,737 | 7,296 | 9,155 | 9,458 | 9,112 | 9,150 | 83,968 |
| | ***SUMA*** | ***17,826*** | ***14,588*** | ***14,895*** | ***13,251*** | ***15,959*** | ***16,118*** | ***18,400*** | ***18,374*** | ***18,933*** | ***20,455*** | ***19,211*** | ***20,090*** | ***208,099*** |
| **CARNE Y DESPOJOS COMESTIBLES, SALADOS O EN SALMUERA, SECOS O AHUMADOS; HARINA Y POLVO COMESTIBLES, DE CARNE O DE DESPOJOS** | | | | | | | | | | | | | | |
| 02102001 | Carne de la especie bovina. | 321 | 317 | 345 | 195 | 377 | 294 | 199 | 400 | 116 | 337 | 289 | 243 | 3,432 |
| 02109001 | Vísceras o labios de bovinos, salados o salpresos. | 0 | 0 | 0 | 0 | 0 | 0 | 0 | 0 | 0 | 0 | 0 | 0 | 0 |
| 02109901 | Vísceras o labios de bovinos, salados o salpresos. | 0 | 0 | 0 | 0 | 0 | 0 | 0 | 0 | 0 | 0 | 0 | 0 | 0 |
| | ***SUMA*** | ***321*** | ***317*** | ***345*** | ***195*** | ***377*** | ***294*** | ***199*** | ***400*** | ***116*** | ***337*** | ***289*** | ***243*** | ***3,432*** |
| **SEMEN Y EMBRIONES** | | | | | | | | | | | | | | |
| 05111001 | Semen de bovino | 702 | 845 | 822 | 1,057 | 609 | 1,103 | 1,046 | 284 | 833 | 695 | 879 | 1,305 | 10,180 |
| 05119905 | Embriones de las especies de ganado bovino, equino, porcino, ovino y caprino (piezas) | 0 | 13 | 1 | 13 | 23 | 0 | 14 | 30 | 0 | 61 | 63 | 55 | 273 |
| **GRASA DE ANIMALES DE LAS ESPECIES BOVINA, OVINA O CAPRINA** | | | | | | | | | | | | | | |
| 15020000 | Grasa de animales de las especies bovina, ovina o caprina | 11,795 | 10,173 | 9,353 | 12,545 | 11,362 | 11,480 | 11,938 | 12,277 | 12,189 | 14,505 | 11,945 | 18,999 | 148,561 |
| | **SUMA** | **11,795** | **10,173** | **9,353** | **12,545** | **11,362** | **11,480** | **11,938** | **12,277** | **12,189** | **14,505** | **11,945** | **18,999** | **148,561** |
| **PREPARACIONES Y CONSERVAS DE CARNE** | | | | | | | | | | | | | | |
| 16025001 | Vísceras o labios cocidos, envasados herméticamente. | 0 | 0 | 0 | 0 | 0 | 0 | 6 | 0 | 0 | 0 | 0 | 0 | 6 |
| 16025099 | Los demás. | 711 | 687 | 768 | 716 | 648 | 615 | 975 | 743 | 932 | 776 | 676 | 782 | 9,028 |
| | ***SUMA*** | ***711*** | ***687*** | ***768*** | ***716*** | ***648*** | ***615*** | ***981*** | ***743*** | ***932*** | ***776*** | ***676*** | ***782*** | ***9,034*** |
| | ***TOTAL*** | **117,788** | **105,118** | **102,636** | **85,588** | **98,395** | **110,960** | **109,074** | **104,110** | **105,464** | **113,258** | **92,238** | **105,796** | **1,250,426** |

**FUENTE: CNG, ELABORADO CON ESTADÍSTICAS DE COMERCIO EXTERIOR DE BANCOMEXT**

**MEXICO, VOLUMEN DE LAS IMPORTACIONES DEFINITIVAS DEL SISTEMA PRODUCTIVO BOVINO**

Cabezas o Toneladas

**2004**

| FRACCION | DENOMINACION | Ene-04 | Feb-04 | Mar-04 | Abr-04 | May-04 | Jun-04 | Jul-04 | Ago-03 | Sep-04 | Oct-04 | Nov-04 | Dic-04 | Total |
|---|---|---|---|---|---|---|---|---|---|---|---|---|---|---|
| **ANIMALES VIVOS** | | | | | | | | | | | | | | |
| 01021001 | Reproductores de raza pura. | 0 | 885 | 0 | 0 | 0 | 0 | 0 | 0 | 0 | 0 | 0 | 0 | 885 |
| 01029001 | Vacas lecheras. | 0 | 0 | 6,562 | 1,215 | 27,914 | 0 | 0 | 0 | 0 | 0 | 2,750 | 0 | 38,441 |
| 01029002 | Con pedigree o certificado de alto registro, excepto lo comprendido en la fracción 0102.90.01. | 0 | 0 | 0 | 0 | 0 | 0 | 0 | 0 | 0 | 0 | 0 | 0 | 0 |
| 01029003 | Bovinos para abasto, cuando sean importados por Industrial de Abastos. | 0 | 0 | 0 | 0 | 0 | 0 | 0 | 0 | 0 | 0 | 0 | 0 | 0 |
| 01029099 | Los demás. | 2,250 | 2,249 | 4,500 | 2,250 | 2,002 | 0 | 2,200 | 4,397 | 2,175 | 4,325 | 4 | 2,098 | 28,450 |
| | ***SUMA*** | ***2,250*** | ***3,134*** | ***11,062*** | ***3,465*** | ***29,916*** | ***0*** | ***2,200*** | ***4,397*** | ***2,175*** | ***4,325*** | ***2,754*** | ***2,098*** | ***67,776*** |
| **CARNE FRESCA, REFRIGERADA Y CONGELADA** | | | | | | | | | | | | | | |
| 02011001 | En canales o medias canales. | 0 | 0 | 0 | 0 | 0 | 0 | 0 | 0 | 0 | 0 | 0 | 0 | 0 |
| 02012099 | Los demás cortes (trozos) sin deshuesar. | 0 | 0 | 0 | 5 | 0 | 0 | 0 | 5 | 7 | 0 | 5 | 18 | 39 |
| 02013001 | Deshuesada. | 8,143 | 10,507 | 15,208 | 14,222 | 14,630 | 17,722 | 18,403 | 19,294 | 15,993 | 17,390 | 19,567 | 17,149 | 188,230 |
| 02021001 | En canales o medias canales. | | | | | | | | | | | | | 0 |
| 02022099 | Los demás cortes (trozos) sin deshuesar. | 0 | 0 | 0 | 0 | 17 | 9 | 14 | 5 | 19 | 20 | 90 | 260 | 435 |
| 02023001 | Deshuesada. | 2,197 | 2,625 | 1,673 | 1,519 | 1,214 | 1,256 | 1,331 | 1,667 | 2,330 | 1,229 | 1,419 | 1,427 | 19,887 |
| | ***SUMA*** | ***10,341*** | ***13,132*** | ***16,881*** | ***15,746*** | ***15,861*** | ***18,987*** | ***19,749*** | ***20,970*** | ***18,350*** | ***18,640*** | ***21,080*** | ***18,855*** | ***208,591*** |
| **DESPOJOS COMESTIBLES FRESCOS, REFRIGERADOS Y CONGELADOS** | | | | | | | | | | | | | | |
| 02061001 | De la especie bovina, frescos o refrigerados. | 81 | 140 | 177 | 118 | 199 | 95 | 84 | 82 | 110 | 109 | 132 | 144 | 1,470 |
| 02062101 | Lenguas. | 382 | 303 | 331 | 480 | 614 | 1,137 | 1,459 | 1,091 | 1,044 | 738 | 1,247 | 971 | 9,798 |
| 02062201 | Hígados. | 130 | 471 | 477 | 335 | 444 | 559 | 611 | 892 | 793 | 668 | 741 | 494 | 6,614 |
| 02062999 | Los demás. | 1,029 | 687 | 839 | 1,141 | 4,206 | 3,955 | 3,681 | 3,677 | 3,770 | 4,152 | 4,160 | 5,326 | 36,623 |
| 05040001 | Tripas, vejigas y estómagos de animales, excepto los de pescado, enteros o en trozos | 2,092 | 1,886 | 1,715 | 2,002 | 5,495 | 5,200 | 4,789 | 5,689 | 6,934 | 6,667 | 6,755 | 7,268 | 56,493 |
| | ***SUMA*** | ***3,714*** | ***3,487*** | ***3,540*** | ***4,076*** | ***10,957*** | ***10,947*** | ***10,625*** | ***11,430*** | ***12,651*** | ***12,334*** | ***13,035*** | ***14,203*** | ***110,999*** |
| **CARNE Y DESPOJOS COMESTIBLES, SALADOS O EN SALMUERA, SECOS O AHUMADOS; HARINA Y POLVO COMESTIBLES, DE CARNE O DE DESPOJOS.** | | | | | | | | | | | | | | |
| 02102001 | Carne de la especie bovina. | 0 | 0 | 0 | 0 | 37 | 18 | 24 | 18 | 37 | 37 | 37 | 18 | 227 |
| 02109001 | Vísceras o labios de bovinos, salados o salpresos. | 0 | 0 | 0 | 0 | 0 | 0 | 0 | 0 | 0 | 0 | 0 | 0 | 0 |
| 02109901 | Vísceras o labios de bovinos, salados o salpresos. | 0 | 0 | 0 | 0 | 0 | 0 | 0 | 0 | 0 | 0 | 0 | 0 | 0 |
| | ***SUMA*** | ***0*** | ***0*** | ***0*** | ***0*** | ***37*** | ***18*** | ***24*** | ***18*** | ***37*** | ***37*** | ***37*** | ***18*** | ***227*** |
| **SEMEN Y EMBRIONES** | | | | | | | | | | | | | | |
| 05111001 | Semen de bovino | 0 | 0 | 0 | 0 | 1 | 0 | 0 | 0 | 0 | 1 | 0 | 0 | 5 |
| 05119905 | Embriones de las especies de ganado bovino, equino, porcino, ovino y caprino (piezas) | 0 | 32 | 200 | 17 | 86 | 0 | 126 | 124 | 41 | 0 | 20 | 91 | 737 |
| **GRASA DE ANIMALES DE LAS ESPECIES BOVINA, OVINA O CAPRINA** | | | | | | | | | | | | | | |
| 15020000 | Grasa de animales de las especies bovina, ovina o caprina | 39,722 | 25,593 | 34,710 | 38,941 | 28,302 | 28,930 | 28,775 | 31,963 | 31,359 | 42,592 | 30,608 | 34,612 | 396,107 |
| | **SUMA** | **39,722** | **25,593** | **34,710** | **38,941** | **28,302** | **28,930** | **28,775** | **31,963** | **31,359** | **42,592** | **30,608** | **34,612** | 396,107 |
| **PREPARACIONES Y CONSERVAS DE CARNE** | | | | | | | | | | | | | | |
| 16025001 | Vísceras o labios cocidos, envasados herméticamente. | 0 | 0 | 0 | 23 | 36 | 10 | 46 | 27 | 10 | 5 | 50 | 0 | 207 |
| 16025099 | Los demás. | 45 | 39 | 39 | 98 | 90 | 40 | 28 | 3 | 62 | 80 | 96 | 84 | 701 |
| | ***SUMA*** | ***45*** | ***39*** | ***39*** | ***121*** | ***126*** | ***50*** | ***74*** | ***29*** | ***71*** | ***84*** | ***145*** | ***84*** | ***907*** |

**FUENTE: CNG, ELABORADO CON ESTADÍSTICAS DE COMERCIO EXTERIOR DE BANCOMEXT**

**MEXICO, VALOR DE LAS IMPORTACIONES DEFINITIVAS DEL SISTEMA PRODUCTIVO BOVINO**

Miles de dólares

**2004**

| FRACCION | DENOMINACION | Ene-04 | Feb-04 | Mar-04 | Abr-04 | May-04 | Jun-04 | Jul-04 | Ago-03 | Sep-04 | Oct-04 | Nov-04 | Dic-04 | Total |
|---|---|---|---|---|---|---|---|---|---|---|---|---|---|---|
| **ANIMALES VIVOS** | | | | | | | | | | | | | | |
| 01021001 | Reproductores de raza pura. | 0 | 1 | 0 | 0 | 0 | 0 | 0 | 0 | 0 | 0 | 0 | 0 | 1 |
| 01029001 | Vacas lecheras. | 0 | 0 | 4,543 | 1,488 | 5,004 | 0 | 0 | 0 | 0 | 0 | 3,325 | 0 | 14,361 |
| 01029002 | Con pedigree o certificado de alto registro, excepto lo comprendido en la fracción 0102.90.01. | 0 | 0 | 0 | 0 | 0 | 0 | 0 | 0 | 0 | 0 | 0 | 0 | 0 |
| 01029003 | Bovinos para abasto, cuando sean importados por Industrial de Abastos. | 0 | 0 | 0 | 0 | 0 | 0 | 0 | 0 | 0 | 0 | 0 | 0 | 0 |
| 01029099 | Los demás. | 675 | 675 | 1,350 | 675 | 603 | 0 | 660 | 1,259 | 680 | 1,298 | 6 | 629 | 8,509 |
| | ***SUMA*** | ***675*** | ***676*** | ***5,893*** | ***2,163*** | ***5,607*** | ***0*** | ***660*** | ***1,259*** | ***680*** | ***1,298*** | ***3,331*** | ***629*** | ***22,870*** |
| **CARNE FRESCA, REFRIGERADA Y CONGELADA** | | | | | | | | | | | | | | |
| 02011001 | En canales o medias canales. | 0 | 0 | 0 | 0 | 0 | 0 | 0 | 0 | 0 | 0 | 0 | 0 | 0 |
| 02012099 | Los demás cortes (trozos) sin deshuesar. | 0 | 0 | 0 | 13 | 0 | 0 | 0 | 9 | 15 | 0 | 10 | 35 | 82 |
| 02013001 | Deshuesada. | 32,890 | 40,984 | 57,333 | 48,078 | 48,593 | 58,253 | 63,888 | 66,046 | 56,347 | 63,268 | 70,315 | 61,306 | 667,302 |
| 02021001 | En canales o medias canales. | 0 | 0 | 0 | 0 | 0 | 0 | 0 | 0 | 0 | 0 | 0 | 0 | 0 |
| 02022099 | Los demás cortes (trozos) sin deshuesar. | 0 | 0 | 0 | 0 | 136 | 145 | 97 | 48 | 49 | 143 | 321 | 629 | 1,568 |
| 02023001 | Deshuesada. | 5,292 | 6,061 | 3,469 | 3,329 | 2,993 | 2,677 | 2,937 | 3,451 | 5,999 | 2,832 | 3,483 | 3,669 | 46,191 |
| | ***SUMA*** | ***38,182*** | ***47,045*** | ***60,803*** | ***51,420*** | ***51,722*** | ***61,075*** | ***66,922*** | ***69,554*** | ***62,410*** | ***66,243*** | ***74,129*** | ***65,638*** | ***715,143*** |
| **DESPOJOS COMESTIBLES FRESCOS, REFRIGERADOS Y CONGELADOS** | | | | | | | | | | | | | | |
| 02061001 | De la especie bovina, frescos o refrigerados. | 443 | 536 | 706 | 457 | 742 | 347 | 333 | 333 | 416 | 401 | 501 | 534 | 5,749 |
| 02062101 | Lenguas. | 1,535 | 1,072 | 928 | 891 | 1,272 | 2,246 | 2,580 | 1,740 | 1,601 | 1,109 | 1,888 | 1,574 | 18,436 |
| 02062201 | Hígados. | 80 | 299 | 343 | 238 | 250 | 321 | 345 | 447 | 357 | 287 | 329 | 190 | 3,485 |
| 02062999 | Los demás. | 1,707 | 1,099 | 1,326 | 1,934 | 8,185 | 7,707 | 6,308 | 6,186 | 5,911 | 6,239 | 6,775 | 9,239 | 62,615 |
| 05040001 | Tripas, vejigas y estómagos de animales, excepto los de pescado, enteros o en trozos | 3,818 | 3,251 | 3,098 | 3,014 | 6,804 | 6,824 | 6,289 | 7,543 | 9,229 | 9,269 | 9,897 | 10,248 | 79,286 |
| | ***SUMA*** | ***7,583*** | ***6,257*** | ***6,401*** | ***6,535*** | ***17,253*** | ***17,445*** | ***15,855*** | ***16,249*** | ***17,515*** | ***17,305*** | ***19,390*** | ***21,784*** | ***169,571*** |
| **CARNE Y DESPOJOS COMESTIBLES, SALADOS O EN SALMUERA, SECOS O AHUMADOS; HARINA Y POLVO COMESTIBLES, DE CARNE O DE DESPOJOS** | | | | | | | | | | | | | | |
| 02102001 | Carne de la especie bovina. | 0 | 0 | 0 | 0 | 235 | 118 | 149 | 118 | 235 | 235 | 235 | 118 | 1,443 |
| 02109001 | Vísceras o labios de bovinos, salados o salpresos. | 0 | 0 | 0 | 0 | 0 | 0 | 0 | 0 | 0 | 0 | 0 | 0 | 0 |
| 02109901 | Vísceras o labios de bovinos, salados o salpresos. | 0 | 0 | 0 | 0 | 0 | 0 | 0 | 0 | 0 | 0 | 0 | 0 | 0 |
| | ***SUMA*** | ***0*** | ***0*** | ***0*** | ***0*** | ***235*** | ***118*** | ***149*** | ***118*** | ***235*** | ***235*** | ***235*** | ***118*** | ***1,443*** |
| **SEMEN Y EMBRIONES** | | | | | | | | | | | | | | |
| 05111001 | Semen de bovino | 610 | 624 | 1,356 | 738 | 759 | 944 | 631 | 493 | 626 | 672 | 383 | 1,274 | 9,111 |
| 05119905 | Embriones de las especies de ganado bovino, equino, porcino, ovino y caprino (piezas) | 0 | 20 | 77 | 0 | 43 | 0 | 10 | 46 | 15 | 0 | 5 | 61 | 278 |
| **GRASA DE ANIMALES DE LAS ESPECIES BOVINA, OVINA O CAPRINA** | | | | | | | | | | | | | | |
| 15020000 | Grasa de animales de las especies bovina, ovina o caprina | 22,316 | 14,264 | 18,057 | 18,905 | 13,312 | 13,436 | 13,627 | 14,938 | 14,673 | 19,059 | 12,872 | 14,264 | 189,723 |
| | **SUMA** | **22,316** | **14,264** | **18,057** | **18,905** | **13,312** | **13,436** | **13,627** | **14,938** | **14,673** | **19,059** | **12,872** | **14,264** | **189,723** |
| **PREPARACIONES Y CONSERVAS DE CARNE** | | | | | | | | | | | | | | |
| 16025001 | Vísceras o labios cocidos, envasados herméticamente. | 0 | 0 | 0 | 21 | 35 | 9 | 64 | 37 | 12 | 5 | 84 | 0 | 268 |
| 16025099 | Los demás. | 67 | 72 | 81 | 224 | 225 | 58 | 42 | 15 | 99 | 202 | 236 | 201 | 1,520 |
| | ***SUMA*** | ***67*** | ***72*** | ***81*** | ***245*** | ***260*** | ***67*** | ***106*** | ***52*** | ***112*** | ***206*** | ***319*** | ***201*** | ***1,788*** |
| | ***TOTAL*** | **69,433** | **68,958** | **92,667** | **80,006** | **89,191** | **93,085** | **97,961** | **102,709** | **96,264** | **105,017** | **110,665** | **103,970** | **1,109,927** |

**FUENTE: CNG, ELABORADO CON ESTADÍSTICAS DE COMERCIO EXTERIOR DE BANCOMEXT**

**PAÍS DE ORIGEN DE ALGUNOS PRODUCTOS IMPORTADOS**

**01021001 Reproductores de raza pura**

*Cantidad (Cabezas)*

| País | 1995 | 1996 | 1997 | 1998 | 1999 | 2000 | 2001 | 2002 | 2003 | 2004 |
|---|---|---|---|---|---|---|---|---|---|---|
| **Total** | ***8,668*** | ***20,580*** | ***50,729*** | ***39,155*** | ***33,570*** | ***41,756*** | ***83,869*** | ***39,106*** | ***14,952*** | ***885*** |
| **Australia** | | 1,787 | 2,591 | 564 | | | | 15,583 | | |
| **Austria** | | | | | | | | 1,200 | | |
| **Belice** | | | | 156 | 1,958 | | | | | |
| **Canadá** | 430 | 5,687 | 14,176 | 13,053 | 12,457 | 9,961 | 6,664 | 8,142 | 2,138 | |
| **Costa Rica** | | 19 | | | 10 | | | | | |
| **Cuba** | | | | | | | 2 | | | |
| **España** | | 91 | 733 | | | | | | | |
| **Estados Unidos** | 8,238 | 12,996 | 32,529 | 22,645 | 16,848 | 19,943 | 73,953 | 12,680 | 12,814 | 885 |
| **Guatemala** | | | 95 | 2 | | 1 | | 1 | | |
| **Honduras** | | | 605 | 2,735 | 900 | 999 | | | | |
| **Panamá** | | | | | | 3,300 | 3,250 | 1,500 | | |
| **Uruguay** | | | | | 1,397 | 7,552 | | | | |

*Millones de Dólares Americanos*

| País | 1995 | 1996 | 1997 | 1998 | 1999 | 2000 | 2001 | 2002 | 2003 | 2004 |
|---|---|---|---|---|---|---|---|---|---|---|
| **Total** | ***10.253*** | ***18.862*** | ***51.728*** | ***39.908*** | ***40.354*** | ***50.146*** | ***36.640*** | ***47.900*** | ***20.919*** | ***0.001*** |
| **Australia** | | 1.194 | 1.748 | 0.604 | | | | 13.946 | | |
| **Austria** | | | | | | | | 0.927 | | |
| **Belice** | | | | 0.032 | 0.228 | | | | | |
| **Canadá** | 0.550 | 6.352 | 16.072 | 14.932 | 16.922 | 15.287 | 11.533 | 14.311 | 3.385 | |
| **Costa Rica** | | 0.007 | | | 0.003 | | | | | |
| **Cuba** | | | | | | | 0.003 | | | |
| **España** | | 0.257 | 1.493 | | | | | | | |
| **Estados Unidos** | 9.703 | 11.053 | 32.197 | 23.559 | 21.322 | 26.448 | 23.536 | 18.081 | 17.534 | 0.001 |
| **Guatemala** | | | 0.032 | 0.004 | | 0.002 | | 0.002 | | |
| **Honduras** | | | 0.186 | 0.776 | 0.420 | 0.458 | | | | |
| **Panamá** | | | | | | 1.657 | 1.568 | 0.634 | | |
| **Uruguay** | | | | | 1.458 | 6.295 | | | | |

FUENTE: CNG, ELABORADO CON ESTADÍSTICAS DE COMERCIO EXTERIOR DE BANCOMEXT

**01029001 Vacas lecheras**

*Cantidad (Cabezas)*

| País | 1995 | 1996 | 1997 | 1998 | 1999 | 2000 | 2001 | 2002 | 2003 | 2004 |
|---|---|---|---|---|---|---|---|---|---|---|
| **Total** | ***6,777*** | ***7,122*** | ***19,029*** | ***17,169*** | ***18,172*** | ***13,529*** | ***17,358*** | ***11,598*** | ***7,092*** | ***38,441*** |
| **Australia** | | | 725 | | 3,035 | 4,576 | 8,964 | 3,644 | 2,507 | 29,567 |
| **Canadá** | 2,709 | 2,731 | 4,981 | 5,505 | 4,879 | 4,512 | 5,019 | 2,531 | 1,090 | |
| **Estados Unidos** | 4,068 | 4,391 | 13,323 | 11,664 | 7,774 | 3,565 | 2,622 | 1,454 | 1,776 | 2,780 |
| **Nueva Zelanda** | | | | | 2,484 | 876 | 753 | 3,969 | 1,719 | 6,094 |

Millones de Dólares Americanos

| País | 1995 | 1996 | 1997 | 1998 | 1999 | 2000 | 2001 | 2002 | 2003 | 2004 |
|---|---|---|---|---|---|---|---|---|---|---|
| **Total** | ***7.936*** | ***8.240*** | ***21.643*** | ***20.184*** | ***20.600*** | ***17.407*** | ***21.521*** | ***14.791*** | ***9.041*** | ***14.361*** |
| **Australia** | | | 0.772 | | 2.610 | 4.348 | 8.771 | 3.604 | 2.418 | 6.967 |
| **Canadá** | 3.059 | 3.064 | 5.266 | 6.772 | 6.789 | 6.865 | 8.521 | 4.381 | 1.722 | |
| **Estados Unidos** | 4.877 | 5.177 | 15.605 | 13.412 | 8.618 | 5.320 | 3.490 | 2.575 | 2.993 | 0.001 |
| **Nueva Zelanda** | | | | | 2.583 | 0.875 | 0.739 | 4.232 | 1.908 | 7.393 |

FUENTE: CNG, ELABORADO CON ESTADÍSTICAS DE COMERCIO EXTERIOR DE BANCOMEXT

**01029099 Los demás animales bovinos en pie**

*Cantidad (Cabezas)*

| País | 1995 | 1996 | 1997 | 1998 | 1999 | 2000 | 2001 | 2002 | 2003 | 2004 |
|---|---|---|---|---|---|---|---|---|---|---|
| **Total** | ***6,306*** | ***167,350*** | ***242,771*** | ***188,572*** | ***133,866*** | ***174,211*** | ***146,845*** | ***150,167*** | ***30,355*** | ***28,450*** |
| **Angola** | | | 40 | | | | | | | |
| **Australia** | | | 1,066 | 4,327 | | | | | 45 | 6 |
| **Belice** | | | 251 | 293 | 35 | 756 | | | | |
| **Canadá** | | 114 | 52 | 2 | | | | 111 | | |
| **Estados Unidos** | 6,306 | 167,228 | 241,225 | 182,111 | 126,991 | 150,906 | 122,386 | 132,463 | 13,046 | |
| **Guatemala** | | 8 | 137 | 1,372 | | | 639 | | | |
| **Nicaragua** | | | | 467 | 6,840 | 22,549 | 23,820 | 17,593 | 17,264 | 28,444 |

*Millones de Dólares Americanos*

| País | 1995 | 1996 | 1997 | 1998 | 1999 | 2000 | 2001 | 2002 | 2003 | 2004 |
|---|---|---|---|---|---|---|---|---|---|---|
| ***Total*** | ***3.615*** | ***61.893*** | ***118.092*** | ***86.506*** | ***65.572*** | ***93.388*** | ***85.009*** | ***65.757*** | ***13.377*** | ***8.509*** |
| **Angola** | | | 0.013 | | | | | | | |
| **Australia** | | | 0.223 | 1.142 | | | | | 0.023 | 0.008 |
| **Belice** | | | 0.082 | 0.106 | 0.012 | 0.122 | | | | |
| **Canadá** | | 0.108 | 0.062 | 0.002 | | | | 0.161 | | |
| **Estados Unidos** | 3.615 | 61.781 | 117.685 | 84.984 | 63.655 | 87.364 | 78.469 | 60.274 | 8.086 | |
| **Guatemala** | | 0.003 | 0.027 | 0.149 | | | 0.064 | | | |
| **Nicaragua** | | | | 0.123 | 1.905 | 5.902 | 6.476 | 5.322 | 5.269 | 8.500 |

FUENTE: CNG, ELABORADO CON ESTADÍSTICAS DE COMERCIO EXTERIOR DE BANCOMEXT

**02013001 Carne de bovino fresca deshuesada**

*Cantidad (Kilogramos)*

| País | 1995 | 1996 | 1997 | 1998 | 1999 | 2000 | 2001 | 2002 | 2003 | 2004 |
|---|---|---|---|---|---|---|---|---|---|---|
| ***Total*** | ***26,758,856*** | ***46,593,280*** | ***104,648,315*** | ***166,318,180*** | ***202,271,578*** | ***238,844,533*** | ***256,649,490*** | ***305,452,807*** | ***228,539,365*** | ***188,229,756*** |
| **Afganistán** | | | | | | 17,826 | | | | |
| **Angola** | | 19,064 | | | | | | | | |
| **Australia** | 3,731 | 23,669 | 33,959 | 208,192 | 170,700 | 17,079 | 65,484 | 200,879 | 123,141 | 32,247 |
| **Canadá** | 172,158 | 142,636 | 661,237 | 3,163,653 | 17,418,602 | 35,036,999 | 46,046,803 | 44,920,228 | 21,703,907 | 69,123,070 |
| **Chile** | | | | | | | | | | 1,276,966 |
| **Corea del Sur** | | | | 7,659 | | | | 55 | | |
| **Costa Rica** | | 20 | | | | | | | | 303,052 |
| **Estados Unidos** | 26,562,953 | 46,351,380 | 103,924,126 | 162,786,344 | 183,733,165 | 199,668,318 | 210,285,211 | 259,814,572 | 206,026,218 | 116,629,460 |
| **Italia** | | | | | | 18,401 | | | | |
| **Nicaragua** | 20,014 | 40,095 | | 39,790 | | | 35,340 | 45,698 | 678,862 | 727,285 |
| **Nueva Zelanda** | | 16,416 | 28,993 | 71,138 | 3,941 | 15,382 | 212,616 | 471,375 | 7,183 | 137,676 |
| **Tailandia** | | | | | 3,084 | | | | | |
| **Uruguay** | | | | 41,404 | 942,086 | 4,070,528 | 4,036 | | 54 | |

*Millones de Dólares Americanos*

| País | 1995 | 1996 | 1997 | 1998 | 1999 | 2000 | 2001 | 2002 | 2003 | 2004 |
|---|---|---|---|---|---|---|---|---|---|---|
| ***Total*** | ***72.254*** | ***122.145*** | ***265.433*** | ***392.433*** | ***487.695*** | ***651.995*** | ***771.360*** | ***891.298*** | ***744.568*** | ***667.302*** |
| **Afganistán** | | | | | | 0.044 | | | | |
| **Angola** | | 0.023 | | | | | | | | |
| **Australia** | 0.014 | 0.052 | 0.027 | 0.098 | 0.050 | 0.014 | 0.176 | 0.507 | 0.333 | 0.108 |
| **Canadá** | 0.634 | 0.542 | 1.925 | 6.352 | 40.461 | 93.317 | 133.753 | 122.054 | 67.893 | 246.492 |
| **Chile** | | | | | | | | | | 4.257 |
| **Corea del Sur** | | | | 0.016 | | | | 0.002 | | |
| **Costa Rica** | | 0.000 | | | | | | | | 1.004 |
| **Estados Unidos** | 71.580 | 121.465 | 263.428 | 385.772 | 445.511 | 550.612 | 636.784 | 767.405 | 674.343 | 412.867 |
| **Italia** | | | | | | 0.045 | | | | |
| **Nicaragua** | 0.026 | 0.050 | | 0.043 | | | 0.099 | 0.130 | 1.979 | 2.245 |
| **Nueva Zelanda** | | 0.014 | 0.053 | 0.043 | 0.001 | 0.010 | 0.524 | 1.200 | 0.020 | 0.329 |
| **Tailandia** | | | | | 0.006 | | | | | |
| **Uruguay** | | | | 0.110 | 1.667 | 7.954 | 0.024 | | 0.000 | |

FUENTE: CNG, ELABORADO CON ESTADÍSTICAS DE COMERCIO EXTERIOR DE BANCOMEXT

**02023001 Carne de bovino congelada deshuesada**

*Cantidad (Kilogramos)*

| País | 1995 | 1996 | 1997 | 1998 | 1999 | 2000 | 2001 | 2002 | 2003 | 2004 |
|---|---|---|---|---|---|---|---|---|---|---|
| ***Total*** | ***7,972,433*** | ***12,505,932*** | ***13,695,806*** | ***22,852,331*** | ***24,631,744*** | ***30,119,877*** | ***22,694,018*** | ***21,203,659*** | ***14,138,247*** | ***19,886,943*** |
| **Argentina** | | | 286 | | | | | | | |
| **Australia** | 374,616 | 530,388 | 1,257,196 | 3,301,284 | 3,276,403 | 4,245,767 | 5,326,637 | 7,077,436 | 3,373,919 | 2,984,136 |
| **Austria** | | | | | | | | 32,669 | | |
| **Canadá** | 271,353 | 323,451 | 292,966 | 616,703 | 1,268,643 | 3,269,962 | 5,443,380 | 5,786,022 | 2,439,950 | 5,996,072 |
| **Chile** | | | | | | | | | | 2,098,577 |
| **Costa Rica** | | | | | | | 60,925 | | 11,544 | 602,580 |
| **Dinamarca** | 19,919 | | | | 2,206 | | | | | |
| **Estados Unidos** | 7,207,618 | 11,439,107 | 11,601,338 | 17,040,443 | 13,638,521 | 7,626,238 | 3,573,053 | 3,176,257 | 2,484,181 | 572,466 |
| **Nicaragua** | 134 | | 1,197 | 41,100 | 23,935 | 41,858 | 1,231,333 | 715,838 | 720,693 | 339,165 |
| **Nueva Caledonia** | | | | | | | | 30,695 | | |
| **Nueva Zelanda** | 78,418 | 205,296 | 530,019 | 1,694,963 | 1,494,888 | 1,955,364 | 6,065,035 | 3,092,702 | 4,395,699 | 6,287,419 |
| **Panamá** | | | | 5,057 | | 380,763 | 544,125 | 1,268,724 | 712,207 | 1,006,528 |
| **Suecia** | 20,375 | | | | | | | | | |
| **Tailandia** | | 7,690 | 12,699 | | | | | | | |
| **Uruguay** | | | 105 | 152,781 | 4,927,148 | 12,599,925 | 449,530 | 23,316 | 54 | |

*Millones de Dólares Americanos*

| País | 1995 | 1996 | 1997 | 1998 | 1999 | 2000 | 2001 | 2002 | 2003 | 2004 |
|---|---|---|---|---|---|---|---|---|---|---|
| ***Total*** | ***20.411*** | ***29.021*** | ***32.560*** | ***44.176*** | ***41.019*** | ***43.140*** | ***49.303*** | ***48.143*** | ***34.086*** | ***46.191*** |
| **Argentina** | | | 0.001 | | | | | | | |
| **Australia** | 0.418 | 0.547 | 0.789 | 1.382 | 0.963 | 2.696 | 9.280 | 14.907 | 7.584 | 7.263 |
| **Austria** | | | | | | | | 0.080 | | |
| **Canadá** | 0.782 | 0.835 | 0.832 | 1.579 | 2.604 | 6.749 | 11.701 | 11.443 | 5.430 | 15.952 |
| **Chile** | | | | | | | | | | 5.134 |
| **Costa Rica** | | | | | | | 0.129 | | 0.026 | 1.696 |
| **Dinamarca** | 0.006 | | | | 0.021 | | | | | |
| **Estados Unidos** | 19.095 | 27.397 | 30.519 | 40.414 | 32.917 | 19.141 | 13.057 | 10.591 | 9.527 | 2.258 |
| **Nicaragua** | 0.001 | | 0.001 | 0.069 | 0.065 | 0.098 | 2.689 | 1.698 | 1.746 | 0.902 |
| **Nueva Caledonia** | | | | | | | | 0.062 | | |
| **Nueva Zelanda** | 0.105 | 0.221 | 0.387 | 0.505 | 0.493 | 1.530 | 10.423 | 7.002 | 8.521 | 11.165 |
| **Panamá** | | | | 0.008 | | 0.553 | 0.982 | 2.300 | 1.251 | 1.821 |
| **Suecia** | 0.004 | | | | | | | | | |
| **Tailandia** | | 0.020 | 0.032 | | | | | | | |
| **Uruguay** | | | 0.000 | 0.218 | 3.956 | 12.373 | 1.042 | 0.061 | 0.000 | |

FUENTE: CNG, ELABORADO CON ESTADÍSTICAS DE COMERCIO EXTERIOR DE BANCOMEXT

**02062999 Los demás despojos de bovino**

*Cantidad (Kilogramos)*

| País | 1995 | 1996 | 1997 | 1998 | 1999 | 2000 | 2001 | 2002 | 2003 | 2004 |
|---|---|---|---|---|---|---|---|---|---|---|
| ***Total*** | ***36,177,418*** | ***40,997,010*** | ***47,542,375*** | ***52,927,747*** | ***49,479,563*** | ***55,383,844*** | ***65,486,119*** | ***70,447,595*** | ***67,615,478*** | ***36,623,364*** |
| **Argentina** | 2,041 | 3,348 | 9,526 | 1,315 | | | | | | |
| **Australia** | 763,133 | 869,568 | 1,456,743 | 2,943,989 | 3,122,932 | 3,530,034 | 4,200,320 | 3,344,513 | 3,558,259 | 3,307,212 |
| **Austria** | 34,419 | | | | | | | 2,912 | 18,062 | |
| **Canadá** | 1,719,579 | 2,077,371 | 1,921,536 | 2,250,624 | 3,635,107 | 3,960,229 | 3,918,999 | 5,231,574 | 1,901,090 | 3,054,816 |
| **Chile** | | | | | | 26,927 | 11,012 | 15,980 | | 189,686 |
| **China** | | | 1,577 | 15,392 | 2,023 | | | | | |
| **Costa Rica** | | | | | | 8,051 | 139,702 | 464,063 | 161,511 | 517,760 |
| **Dinamarca** | | 76,000 | 114,000 | 131,025 | 76,546 | | | | | |
| **Estados Unidos** | 33,118,682 | 37,249,013 | 42,585,373 | 45,174,633 | 40,284,067 | 44,538,449 | 54,761,235 | 58,375,661 | 59,484,588 | 27,099,630 |
| **Honduras** | | | | | | | 19,708 | 292,531 | | |
| **India** | | | | | | | 1,198 | | 375 | |
| **Nicaragua** | 56,297 | 57,025 | 382,780 | 546,419 | 756,191 | 740,735 | 677,650 | 721,876 | 634,809 | 385,864 |
| **Nueva Zelanda** | 412,157 | 495,927 | 779,956 | 1,430,542 | 975,581 | 1,248,863 | 1,051,216 | 800,122 | 1,319,478 | 1,593,531 |
| **Panamá** | 71,110 | 149,999 | 290,884 | 433,808 | 324,210 | 615,766 | 689,272 | 1,198,363 | 537,252 | 474,865 |
| **Uruguay** | | | | | 302,906 | 714,790 | 15,807 | | 54 | |
| **Venezuela** | | 18,759 | | | | | | | | |

*Millones de Dólares Americanos*

| País | 1995 | 1996 | 1997 | 1998 | 1999 | 2000 | 2001 | 2002 | 2003 | 2004 |
|---|---|---|---|---|---|---|---|---|---|---|
| ***Total*** | ***26.322*** | ***29.490*** | ***36.209*** | ***39.582*** | ***38.588*** | ***61.392*** | ***105.549*** | ***100.758*** | ***108.350*** | ***62.615*** |
| **Argentina** | 0.001 | 0.005 | 0.018 | 0.002 | | | | | | |
| **Australia** | 0.422 | 0.514 | 0.769 | 0.960 | 0.945 | 2.050 | 5.425 | 3.358 | 4.066 | 4.111 |
| **Austria** | 0.051 | | | | | | | 0.002 | 0.032 | |
| **Canadá** | 1.124 | 1.310 | 1.138 | 1.606 | 2.895 | 4.678 | 6.740 | 7.882 | 3.048 | 6.052 |
| **Chile** | | | | | | 0.021 | 0.009 | 0.013 | | 0.257 |
| **China** | | | 0.001 | 0.015 | 0.002 | | | | | |
| **Costa Rica** | | | | | | 0.005 | 0.085 | 0.284 | 0.117 | 0.392 |
| **Dinamarca** | | 0.022 | 0.059 | 0.067 | 0.054 | | | | | |
| **Estados Unidos** | 24.428 | 27.249 | 33.484 | 36.071 | 33.771 | 52.768 | 91.032 | 86.876 | 98.888 | 49.307 |
| **Honduras** | | | | | | | 0.013 | 0.215 | | |
| **India** | | | | | | | 0.003 | | 0.001 | |
| **Nicaragua** | 0.038 | 0.037 | 0.135 | 0.150 | 0.265 | 0.332 | 0.413 | 0.512 | 0.421 | 0.282 |
| **Nueva Zelanda** | 0.222 | 0.250 | 0.464 | 0.483 | 0.264 | 0.807 | 1.298 | 0.754 | 1.355 | 1.835 |
| **Panamá** | 0.035 | 0.086 | 0.140 | 0.229 | 0.213 | 0.415 | 0.500 | 0.862 | 0.423 | 0.378 |
| **Uruguay** | | | | | 0.178 | 0.317 | 0.032 | | 0.000 | |
| **Venezuela** | | 0.017 | | | | | | | | |

FUENTE: CNG, ELABORADO CON ESTADÍSTICAS DE COMERCIO EXTERIOR DE BANCOMEXT

**05040001 Tripas, vejigas y estómagos de animales, excepto los de pescado, enteros o en trozos**

*Cantidad (Kilogramos)*

| País | 1995 | 1996 | 1997 | 1998 | 1999 | 2000 | 2001 | 2002 | 2003 | 2004 |
|---|---|---|---|---|---|---|---|---|---|---|
| ***Total*** | ***45,453,150*** | ***52,587,674*** | ***59,729,856*** | ***65,439,347*** | ***69,793,141*** | ***79,051,792*** | ***83,587,722*** | ***97,635,166*** | ***90,120,504*** | ***56,493,071*** |
| **Alemania** | | | 143 | | | | | | | |
| **Argentina** | 9,526 | 2,722 | 544 | 3,766 | 145 | 936 | | 825 | | 619 |
| **Australia** | 6,100 | 6,532 | 31,232 | 42,678 | 110,570 | 8,163 | 82,521 | 73,254 | 98,184 | 1,565,306 |
| **Brasil** | 7,320 | 2,530 | 10,240 | 10,690 | 3,240 | 825 | 8,735 | | | |
| **Canadá** | 610,221 | 337,272 | 896,788 | 748,022 | 2,059,298 | 5,931,890 | 7,998,297 | 7,666,581 | 2,921,438 | 6,017,094 |
| **Chile** | | | | | | | 189,326 | 161,490 | 125,799 | 221,285 |
| **China** | | | 327 | 19,376 | 10,704 | | 4,082 | | | |
| **Costa Rica** | | | | | | 11,911 | 39,514 | 21,101 | 208,615 | 560,380 |
| **Dinamarca** | | | | | 47,288 | 18,711 | | | | |
| **Estados Unidos** | 44,819,983 | 52,238,618 | 58,790,582 | 64,613,455 | 67,337,922 | 71,885,008 | 74,111,435 | 88,455,587 | 85,599,447 | 46,450,518 |
| **Honduras** | | | | | | | 256 | 49,113 | | |
| **India** | | | | | | | 4,536 | | | |
| **Nicaragua** | | | | | 185,862 | 921,146 | 994,363 | 1,046,784 | 779,189 | 630,966 |
| **Nueva Zelanda** | | | | | 38,112 | 39,471 | 45,057 | 47,197 | 13,524 | 525,874 |
| **Panamá** | | | | 1,360 | | 188,126 | 109,600 | 113,234 | 374,308 | 521,029 |
| **Uruguay** | | | | | | 45,605 | | | | |

*Millones de Dólares Americanos*

| País | 1995 | 1996 | 1997 | 1998 | 1999 | 2000 | 2001 | 2002 | 2003 | 2004 |
|---|---|---|---|---|---|---|---|---|---|---|
| ***Total*** | ***24.140*** | ***30.059*** | ***40.140*** | ***44.427*** | ***50.351*** | ***74.361*** | ***78.881*** | ***71.843*** | ***83.968*** | ***79.286*** |
| **Alemania** | | | 0.004 | | | | | | | |
| **Argentina** | 0.004 | 0.001 | 0.000 | 0.005 | 0.002 | 0.014 | | 0.012 | | 0.008 |
| **Australia** | 0.002 | 0.005 | 0.029 | 0.035 | 0.031 | 0.009 | 0.070 | 0.064 | 0.092 | 2.254 |
| **Brasil** | 0.101 | 0.041 | 0.171 | 0.142 | 0.063 | 0.013 | 0.112 | | | |
| **Canadá** | 0.304 | 0.238 | 0.590 | 0.612 | 1.830 | 5.977 | 7.364 | 5.552 | 2.423 | 7.220 |
| **Chile** | | | | | | | 0.250 | 0.130 | 0.080 | 0.221 |
| **China** | | | 0.000 | 0.012 | 0.010 | | 0.003 | | | |
| **Costa Rica** | | | | | | 0.004 | 0.012 | 0.007 | 0.159 | 0.601 |
| **Dinamarca** | | | | | 0.014 | 0.025 | | | | |
| **Estados Unidos** | 23.729 | 29.774 | 39.346 | 43.620 | 48.319 | 67.744 | 70.341 | 65.133 | 80.372 | 67.401 |
| **Honduras** | | | | | | | 0.000 | 0.031 | | |
| **India** | | | | | | | 0.005 | | | |
| **Nicaragua** | | | | | 0.071 | 0.358 | 0.592 | 0.814 | 0.617 | 0.581 |
| **Nueva Zelanda** | | | | | 0.009 | 0.025 | 0.038 | 0.036 | 0.012 | 0.515 |
| **Panamá** | | | | 0.001 | | 0.126 | 0.094 | 0.064 | 0.212 | 0.483 |
| **Uruguay** | | | | | | 0.065 | | | | |

FUENTE: CNG, ELABORADO CON ESTADÍSTICAS DE COMERCIO EXTERIOR DE BANCOMEXT

**05111001 Semen de bovino**

*Cantidad (Kilogramos)*

| País | 1995 | 1996 | 1997 | 1998 | 1999 | 2000 | 2001 | 2002 | 2003 | 2004 |
|---|---|---|---|---|---|---|---|---|---|---|
| ***Total*** | ***8,652*** | ***11,917*** | ***9,915*** | ***9,444*** | ***6,508*** | ***6,277*** | ***4,810*** | ***3,172*** | ***4,050*** | ***4,787*** |
| **Alemania** | 70 | 32 | 296 | | 13 | 5 | | 38 | 17 | 65 |
| **Australia** | 60 | 40 | | | | | 2 | 111 | 65 | 524 |
| **Austria** | | | | | | | | 18 | | |
| **Bélgica** | 65 | 12 | | | | | | | | |
| **Canadá** | 608 | 396 | 458 | 426 | 212 | 384 | 251 | 165 | 256 | 926 |
| **Dinamarca** | | | | | | | 1 | 1 | | 2 |
| **España** | | | 54 | 65 | 52 | 422 | 298 | 405 | 221 | 401 |
| **Estados Unidos** | 7,601 | 9,724 | 8,771 | 8,540 | 5,821 | 5,210 | 4,057 | 2,204 | 3,161 | 2,559 |
| **Francia** | 22 | 1,618 | 140 | 301 | 85 | 106 | 54 | 61 | 121 | 94 |
| **Italia** | | | 44 | 21 | 60 | 31 | 101 | 81 | 113 | 117 |
| **Noruega** | | | | | 5 | | | | | |
| **Nueva Zelanda** | 62 | 17 | 7 | 4 | 132 | 4 | 17 | 21 | 23 | 4 |
| **Países Bajos** | 79 | 78 | 95 | 85 | 122 | 111 | 23 | 65 | 72 | 81 |
| **Puerto Rico (U.S.)** | | | | | | | 1 | | | |
| **Reino Unido** | | | | | | | | | | 2 |
| **Suecia** | | | | | | | 4 | 1 | | 12 |
| **Suiza** | 85 | | 50 | 2 | 6 | 4 | 1 | 1 | 1 | |

*Millones de Dólares Americanos*

| País | 1995 | 1996 | 1997 | 1998 | 1999 | 2000 | 2001 | 2002 | 2003 | 2004 |
|---|---|---|---|---|---|---|---|---|---|---|
| ***Total*** | ***4.442*** | ***5.752*** | ***7.120*** | ***7.505*** | ***8.528*** | ***8.957*** | ***9.655*** | ***10.642*** | ***10.180*** | ***9.111*** |
| **Alemania** | 0.055 | 0.052 | 0.197 | | 0.011 | 0.013 | | 0.039 | 0.077 | 0.101 |
| **Australia** | 0.015 | 0.041 | | | | | 0.011 | 0.077 | 0.064 | 0.017 |
| **Austria** | | | | | | | | 0.009 | | |
| **Bélgica** | 0.006 | 0.002 | | | | | | | | |
| **Canadá** | 0.442 | 0.560 | 0.627 | 0.675 | 0.554 | 0.856 | 1.072 | 1.303 | 1.652 | 1.247 |
| **Dinamarca** | | | | | | | 0.006 | 0.003 | | 0.007 |
| **España** | | | 0.094 | 0.113 | 0.069 | 0.082 | 0.234 | 0.248 | 0.204 | 0.372 |
| **Estados Unidos** | 3.550 | 4.643 | 5.800 | 6.146 | 6.956 | 6.786 | 7.645 | 7.976 | 6.942 | 6.318 |
| **Francia** | 0.255 | 0.270 | 0.192 | 0.344 | 0.366 | 0.576 | 0.278 | 0.288 | 0.592 | 0.314 |
| **Italia** | | | 0.017 | 0.017 | 0.145 | 0.110 | 0.219 | 0.340 | 0.346 | 0.354 |
| **Noruega** | | | | | 0.007 | | | | | |
| **Nueva Zelanda** | 0.029 | 0.037 | 0.019 | 0.015 | 0.025 | 0.011 | 0.017 | 0.028 | 0.014 | 0.011 |
| **Países Bajos** | 0.050 | 0.148 | 0.128 | 0.188 | 0.378 | 0.491 | 0.109 | 0.271 | 0.271 | 0.311 |
| **Puerto Rico (U.S.)** | | | | | | | 0.013 | | | |
| **Reino Unido** | | | | | | | | | | 0.011 |
| **Suecia** | | | | | | | 0.023 | 0.005 | | 0.049 |
| **Suiza** | 0.041 | | 0.045 | 0.007 | 0.017 | 0.031 | 0.028 | 0.054 | 0.015 | |

FUENTE: CNG, ELABORADO CON ESTADÍSTICAS DE COMERCIO EXTERIOR DE BANCOMEXT

**15020001 Grasa de animales de las especies bovina, ovina o caprina**

*Cantidad*

| País | 1995 | 1996 | 1997 | 1998 | 1999 | 2000 | 2001 | 2002 | 2003 | 2004 |
|---|---|---|---|---|---|---|---|---|---|---|
| ***Total*** | ***211,159,795*** | ***205,116,626*** | ***225,043,756*** | ***314,844,796*** | ***286,923,875*** | ***284,090,352*** | ***291,240,433*** | ***337,070,291*** | ***349,835,357*** | ***396,107,412*** |
| **Australia** | | | | 20,340 | 2,070 | 5,400 | 4,536 | 14,400 | | |
| **Canadá** | | | | 13,989,150 | 4,997,795 | 1,010,382 | 3,497,734 | 5,395,318 | 7,103,862 | 49,466,537 |
| **Costa Rica** | | | | | | | | 1,634 | | |
| **Estados Unidos** | 211,159,795 | 205,116,626 | 225,043,756 | 300,835,306 | 281,924,010 | 283,074,570 | 287,738,163 | 325,203,139 | 333,369,375 | 342,588,275 |
| **Uruguay** | | | | | | | | 6,455,800 | 9,362,120 | 4,052,600 |

*Millones de Dólares Americanos*

| País | 1995 | 1996 | 1997 | 1998 | 1999 | 2000 | 2001 | 2002 | 2003 | 2004 |
|---|---|---|---|---|---|---|---|---|---|---|
| ***Total*** | ***104.350*** | ***97.918*** | ***114.673*** | ***150.940*** | ***109.960*** | ***85.931*** | ***90.266*** | ***112.086*** | ***148.561*** | ***189.723*** |
| **Australia** | | | | 0.034 | 0.003 | 0.006 | 0.002 | 0.025 | | |
| **Canadá** | | | | 6.146 | 1.965 | 0.260 | 1.181 | 1.692 | 3.013 | 25.585 |
| **Costa Rica** | | | | | | | | 0.001 | | |
| **Estados Unidos** | 104.350 | 97.918 | 114.673 | 144.759 | 107.992 | 85.665 | 89.082 | 108.377 | 141.191 | 161.783 |
| **Uruguay** | | | | | | | | 1.990 | 4.357 | 2.354 |

FUENTE: CNG, ELABORADO CON ESTADÍSTICAS DE COMERCIO EXTERIOR DE BANCOMEXT

**MEXICO, VOLUMEN DE LAS IMPORTACIONES DEFINITIVAS DEL SISTEMA PRODUCTIVO PORCINO**
Cabezas o Toneladas

| FRACCION | DENOMINACION | 1993 | 1994 | 1995 | 1996 | 1997 | 1998 | 1999 | 2000 | 2001 | 2002 | 2003 | 2004 |
|---|---|---|---|---|---|---|---|---|---|---|---|---|---|
| **ANIMALES VIVOS** | | | | | | | | | | | | | |
| 01031001 | Reproductores de raza pura. | 13,789 | 16,436 | 2,076 | 3,613 | 18,040 | 10,490 | 9,537 | 23,397 | 34,950 | 31,718 | 19,501 | 9,894 |
| 01039101 | Con pedigree o certificado de alto registro. | 21 | 177 | 1,082 | 1,156 | 0 | 0 | 46 | 242 | 0 | 0 | 0 | 0 |
| 01039199 | Los demás. | 0 | 0 | 0 | 0 | 0 | 1,513 | 2,233 | 2 | 0 | 0 | 0 | 35 |
| 01039201 | Con pedigree o certificado de alto registro. | 389 | 2,113 | 1,641 | 328 | 720 | 0 | 0 | 17 | 0 | 169 | 0 | 0 |
| 01039202 | De peso superior a 110 kg, excepto lo comprendido en las fracciones 0103.92.01 y | 0 | 0 | 0 | 0 | 0 | 322 | 0 | 639 | 50,291 | 213,458 | 142,724 | 159,644 |
| 01039299 | Los demás. | 17,648 | 160,685 | 3,405 | 32,875 | 8,185 | 233,227 | 184,502 | 49,204 | 354 | 350 | 22,027 | 20,294 |
| | ***SUMA*** | ***31,847*** | ***179,411*** | ***8,204*** | ***37,972*** | ***26,945*** | ***245,552*** | ***196,318*** | ***73,501*** | ***85,595*** | ***245,695*** | ***184,252*** | ***189,867*** |
| **CARNE FRESCA, REFRIGERADA Y CONGELADA** | | | | | | | | | | | | | |
| 02031101 | En canales o medias canales. | 6,775 | 11,461 | 2,945 | 3,402 | 6,873 | 10,938 | 17,454 | 24,614 | 16,561 | 17,645 | 22,816 | 22,508 |
| 02031201 | Piernas, paletas y sus trozos, sin deshuesar. | 14,725 | 26,862 | 5,218 | 5,844 | 16,237 | 37,584 | 45,367 | 59,121 | 60,300 | 92,453 | 155,141 | 209,884 |
| 02031999 | Las demás. | 3,562 | 9,069 | 5,901 | 6,731 | 8,365 | 13,771 | 13,854 | 12,887 | 12,447 | 13,091 | 21,044 | 28,910 |
| 02032101 | En canales o medias canales. | 2,594 | 226 | 4 | 27 | 343 | 86 | 1,305 | 952 | 852 | 135 | 15 | 0 |
| 02032201 | Piernas, paletas y sus trozos, sin deshuesar. | 5,059 | 7,443 | 2,856 | 2,326 | 2,649 | 7,930 | 6,807 | 23,848 | 42,137 | 32,407 | 15,675 | 15,706 |
| 02032999 | Las demás. | 16,936 | 24,661 | 12,472 | 12,108 | 13,401 | 20,782 | 29,359 | 44,315 | 48,439 | 46,222 | 51,533 | 55,959 |
| | ***SUMA*** | ***49,651*** | ***79,722*** | ***29,397*** | ***30,437*** | ***47,867*** | ***91,091*** | ***114,147*** | ***165,737*** | ***180,736*** | ***201,953*** | ***266,224*** | ***332,967*** |
| **DESPOJOS COMESTIBLES FRESCOS, REFRIGERADOS Y CONGELADOS** | | | | | | | | | | | | | |
| 02063001 | Pieles de cerdo enteras o en recortes, refrigerados, excepto el cuero precocido en | 743 | 1,079 | 1,329 | 1,313 | 1,269 | 1,552 | 2,332 | 5,176 | 6,336 | 5,460 | 9,330 | 21,809 |
| 02063099 | Los demás. | 68 | 202 | 162 | 183 | 590 | 1,146 | 936 | 3,419 | 7,727 | 15,179 | 8,210 | 13,316 |
| 02064101 | Hígados. | 9 | 2 | 18 | 26 | 72 | 1 | 1 | 0 | 1 | 11 | 2 | 0 |
| 02064901 | Pieles de cerdo enteras o en recortes, excepto el cuero precocido en trozos ("pellets"). | 63,841 | 64,544 | 43,923 | 51,268 | 54,522 | 53,340 | 54,241 | 61,597 | 61,006 | 64,245 | 62,055 | 58,916 |
| 02064999 | Los demás. | 55,896 | 58,913 | 43,716 | 48,976 | 54,034 | 55,082 | 59,679 | 72,399 | 72,674 | 73,003 | 70,562 | 78,695 |
| | ***SUMA*** | ***120,557*** | ***124,741*** | ***89,148*** | ***101,765*** | ***110,488*** | ***111,120*** | ***117,188*** | ***142,591*** | ***147,744*** | ***157,898*** | ***150,159*** | ***172,736*** |
| **TOCINO SIN PARTES MAGRAS Y GRASA, SIN FUNDIR NI EXTRAER DE OTRO MODO, FRESCOS, REFRIGERADOS, CONGELADOS, SALADOS O EN SALMUERA, SECOS O AHUMADOS** | | | | | | | | | | | | | |
| 02090099 | Los demás. | 0 | 12,897 | 15,701 | 16,322 | 23,839 | 23,506 | 20,064 | 19,980 | 21,939 | 14,602 | 23,523 | 29,631 |
| | ***SUMA*** | ***0*** | ***12,897*** | ***15,701*** | ***16,322*** | ***23,839*** | ***23,506*** | ***20,064*** | ***19,980*** | ***21,939*** | ***14,602*** | ***23,523*** | ***29,631*** |
| **CARNE Y DESPOJOS COMESTIBLES, SALADOS O EN SALMUERA, SECOS O AHUMADOS; HARINA Y POLVO COMESTIBLES, DE CARNE O DE DESPOJOS** | | | | | | | | | | | | | |
| 02101101 | Jamones, paletas y sus trozos, sin deshuesar. | 3,168 | 1,745 | 302 | 213 | 69 | 41 | 124 | 338 | 3,474 | 113 | 123 | 211 |
| 02101201 | Tocino entreverado de panza (panceta) y sus trozos. | 5,178 | 7,971 | 9,265 | 11,639 | 6,987 | 5,369 | 6,418 | 6,665 | 7,954 | 7,988 | 8,909 | 9,748 |
| 02101999 | Las demás. | 4,855 | 3,600 | 444 | 307 | 230 | 244 | 239 | 300 | 1,025 | 433 | 1,324 | 1,078 |
| 02109002 | Pieles de cerdo ahumadas, enteras o en recortes. | 2,327 | 3,141 | 3,167 | 2,937 | 3,105 | 2,555 | 2,884 | 2,021 | 1,940 | 502 | 0 | 0 |
| 02109902 | Pieles de cerdo ahumadas, enteras o en recortes. | 0 | 0 | 0 | 0 | 0 | 0 | 0 | 0 | 0 | 301 | 160 | 36 |
| | ***SUMA*** | ***15,528*** | ***16,456*** | ***13,178*** | ***15,096*** | ***10,390*** | ***8,208*** | ***9,665*** | ***9,324*** | ***14,391*** | ***9,337*** | ***10,516*** | ***11,073*** |
| **GRASA DE CERDO** | | | | | | | | | | | | | |
| 15010001 | Grasa de cerdo (incluida la manteca de cerdo) | 24,921 | 32,932 | 34,601 | 29,985 | 26,722 | 27,718 | 26,238 | 22,007 | 23,564 | 27,063 | 40,741 | 52,644 |
| | **SUMA** | **24,921** | **32,932** | **34,601** | **29,985** | **26,722** | **27,718** | **26,238** | **22,007** | **23,564** | **27,063** | **40,741** | **52,644** |
| **PREPARACIONES Y CONSERVAS DE CARNE** | | | | | | | | | | | | | |
| 16024101 | Jamones y trozos de jamón. | 1,259 | 1,227 | 734 | 513 | 832 | 765 | 748 | 634 | 1,050 | 801 | 1,173 | 1,074 |
| 16024201 | Paletas y trozos de paleta. | 38 | 48 | 1 | 17 | 1 | 0 | 2 | 3 | 0 | 0 | 1 | 0 |
| 16024901 | Cuero de cerdo cocido en trozos ("pellets"). | 319 | 521 | 285 | 601 | 411 | 410 | 535 | 1,426 | 3,235 | 3,361 | 3,746 | 3,621 |
| 16024999 | Los demás. | 1,521 | 1,345 | 823 | 640 | 852 | 1,241 | 1,198 | 1,220 | 1,427 | 1,737 | 1,818 | 2,355 |
| | ***SUMA*** | ***3,137*** | ***3,141*** | ***1,843*** | ***1,771*** | ***2,096*** | ***2,416*** | ***2,482*** | ***3,283*** | ***5,713*** | ***5,900*** | ***6,739*** | ***7,049*** |

**FUENTE: CNG, ELABORADO CON ESTADÍSTICAS DE COMERCIO EXTERIOR DE BANCOMEXT**

**MEXICO, VALOR DE LAS IMPORTACIONES DEFINITIVAS DEL SISTEMA PRODUCTIVO PORCINO**
Miles de dólares

| FRACCION | DENOMINACION | 1993 | 1994 | 1995 | 1996 | 1997 | 1998 | 1999 | 2000 | 2001 | 2002 | 2003 | 2004 |
|---|---|---|---|---|---|---|---|---|---|---|---|---|---|
| **ANIMALES VIVOS** | | | | | | | | | | | | | |
| 01031001 | Reproductores de raza pura. | 6,547 | 8,026 | 891 | 1,979 | 7,435 | 4,152 | 2,673 | 4,985 | 8,840 | 9,370 | 5,457 | 2,973 |
| 01039101 | Con pedigree o certificado de alto registro. | 8 | 64 | 116 | 388 | 0 | 0 | 20 | 75 | 0 | 0 | 0 | 0 |
| 01039199 | Los demás. | 0 | 0 | 0 | 0 | 0 | 26 | 82 | 0 | 0 | 0 | 0 | 67 |
| 01039201 | Con pedigree o certificado de alto registro. | 251 | 1,003 | 718 | 189 | 149 | 0 | 0 | 5 | 0 | 192 | 0 | 0 |
| 01039202 | De peso superior a 110 kg, excepto lo comprendido en las fracciones 0103.92.01 y 0103.92.03. | 0 | 0 | 0 | 0 | 0 | 29 | 0 | 83 | 5,736 | 22,341 | 15,945 | 21,495 |
| 01039299 | Los demás. | 1,535 | 11,311 | 180 | 1,660 | 685 | 11,950 | 14,346 | 4,288 | 41 | 42 | 2,260 | 2,405 |
| | ***SUMA*** | ***8,341*** | ***20,405*** | ***1,904*** | ***4,215*** | ***8,270*** | ***16,157*** | ***17,120*** | ***9,438*** | ***14,616*** | ***31,944*** | ***23,662*** | ***26,940*** |
| **CARNE FRESCA, REFRIGERADA Y CONGELADA** | | | | | | | | | | | | | |
| 02031101 | En canales o medias canales. | 9,987 | 15,279 | 3,871 | 5,162 | 11,540 | 12,332 | 18,105 | 36,039 | 24,419 | 21,045 | 30,301 | 40,025 |
| 02031201 | Piernas, paletas y sus trozos, sin deshuesar. | 21,144 | 30,859 | 5,612 | 6,346 | 15,615 | 30,405 | 33,485 | 65,265 | 78,031 | 92,337 | 177,696 | 323,590 |
| 02031999 | Las demás. | 6,671 | 11,830 | 5,790 | 7,587 | 10,046 | 14,242 | 16,546 | 20,133 | 21,273 | 18,533 | 34,506 | 57,067 |
| 02032101 | En canales o medias canales. | 2,668 | 339 | 3 | 45 | 365 | 85 | 639 | 868 | 1,167 | 145 | 13 | 0 |
| 02032201 | Piernas, paletas y sus trozos, sin deshuesar. | 8,047 | 9,872 | 3,184 | 2,714 | 3,139 | 6,867 | 6,042 | 25,872 | 59,281 | 37,665 | 21,946 | 24,548 |
| 02032999 | Las demás. | 23,742 | 33,916 | 13,107 | 12,189 | 13,514 | 14,883 | 22,768 | 53,986 | 73,621 | 61,347 | 74,491 | 97,990 |
| | ***SUMA*** | ***72,259*** | ***102,095*** | ***31,567*** | ***34,043*** | ***54,219*** | ***78,814*** | ***97,584*** | ***202,163*** | ***257,793*** | ***231,072*** | ***338,953*** | ***543,220*** |
| **DESPOJOS COMESTIBLES FRESCOS, REFRIGERADOS Y CONGELADOS** | | | | | | | | | | | | | |
| 02063001 | Pieles de cerdo enteras o en recortes, refrigerados, excepto el cuero precocido en trozos ("pellets"). | 601 | 622 | 684 | 894 | 845 | 817 | 1,125 | 2,649 | 3,528 | 2,397 | 4,226 | 15,220 |
| 02063099 | Los demás. | 40 | 86 | 159 | 155 | 352 | 582 | 524 | 2,245 | 5,954 | 11,993 | 5,574 | 12,808 |
| 02064101 | Hígados. | 7 | 2 | 13 | 12 | 17 | 1 | 0 | 0 | 1 | 7 | 2 | 0 |
| 02064901 | Pieles de cerdo enteras o en recortes, excepto el cuero precocido en trozos ("pellets"). | 41,471 | 39,764 | 24,795 | 41,865 | 44,712 | 36,239 | 31,549 | 40,996 | 44,901 | 39,785 | 37,547 | 48,302 |
| 02064999 | Los demás. | 34,810 | 38,825 | 25,575 | 29,883 | 35,338 | 30,005 | 33,915 | 50,762 | 58,174 | 52,278 | 52,131 | 77,096 |
| | ***SUMA*** | ***76,929*** | ***79,299*** | ***51,227*** | ***72,809*** | ***81,266*** | ***67,643*** | ***67,113*** | ***96,653*** | ***112,558*** | ***106,460*** | ***99,479*** | ***153,425*** |
| **TOCINO SIN PARTES MAGRAS Y GRASA, SIN FUNDIR NI EXTRAER DE OTRO MODO, FRESCOS, REFRIGERADOS, CONGELADOS, SALADOS O EN SALMUERA, SECOS O AHUMADOS.** | | | | | | | | | | | | | |
| 02090099 | Los demás. | 0 | 5,821 | 7,837 | 9,838 | 14,359 | 10,487 | 8,824 | 9,474 | 10,194 | 6,170 | 13,639 | 21,916 |
| | ***SUMA*** | ***0*** | ***5,821*** | ***7,837*** | ***9,838*** | ***14,359*** | ***10,487*** | ***8,824*** | ***9,474*** | ***10,194*** | ***6,170*** | ***13,639*** | ***21,916*** |
| **CARNE Y DESPOJOS COMESTIBLES, SALADOS O EN SALMUERA, SECOS O AHUMADOS; HARINA Y POLVO COMESTIBLES, DE CARNE O DE DESPOJOS.** | | | | | | | | | | | | | |
| 02101101 | Jamones, paletas y sus trozos, sin deshuesar. | 5,509 | 2,154 | 393 | 643 | 480 | 336 | 540 | 948 | 5,652 | 705 | 685 | 1,313 |
| 02101201 | Tocino entreverado de panza (panceta) y sus trozos. | 8,734 | 14,104 | 9,653 | 11,176 | 9,583 | 7,882 | 8,637 | 13,665 | 15,822 | 18,772 | 24,287 | 32,845 |
| 02101999 | Las demás. | 8,120 | 5,344 | 944 | 1,310 | 1,501 | 1,948 | 2,074 | 2,549 | 3,394 | 3,010 | 3,861 | 4,245 |
| 02109002 | Pieles de cerdo ahumadas, enteras o en recortes. | 1,504 | 1,778 | 1,651 | 2,608 | 2,751 | 2,609 | 3,008 | 2,683 | 2,428 | 677 | 0 | 0 |
| 02109902 | Pieles de cerdo ahumadas, enteras o en recortes. | 0 | 0 | 0 | 0 | 0 | 0 | 0 | 0 | 0 | 410 | 260 | 53 |
| | ***SUMA*** | ***23,867*** | ***23,381*** | ***12,641*** | ***15,737*** | ***14,315*** | ***12,776*** | ***14,259*** | ***19,845*** | ***27,296*** | ***23,574*** | ***29,093*** | ***38,456*** |
| **GRASA DE CERDO** | | | | | | | | | | | | | |
| 15010001 | Grasa de cerdo (incluida la manteca de cerdo) | 13,105 | 18,541 | 21,855 | 20,516 | 19,137 | 16,972 | 13,892 | 10,906 | 12,558 | 13,817 | 25,231 | 38,915 |
| | **SUMA** | **13,105** | **18,541** | **21,855** | **20,516** | **19,137** | **16,972** | **13,892** | **10,906** | **12,558** | **13,817** | **25,231** | **38,915** |
| **PREPARACIONES Y CONSERVAS DE CARNE** | | | | | | | | | | | | | |
| 16024101 | Jamones y trozos de jamón. | 5,484 | 6,297 | 3,121 | 2,623 | 3,795 | 3,469 | 3,061 | 2,863 | 4,679 | 3,256 | 3,914 | 4,078 |
| 16024201 | Paletas y trozos de paleta. | 115 | 116 | 6 | 8 | 7 | 2 | 10 | 13 | 0 | 0 | 6 | 0 |
| 16024901 | Cuero de cerdo cocido en trozos ("pellets"). | 606 | 1,188 | 543 | 1,292 | 932 | 974 | 1,240 | 3,689 | 8,758 | 8,957 | 9,032 | 10,517 |
| 16024999 | Los demás. | 3,687 | 3,887 | 1,193 | 1,607 | 2,637 | 3,394 | 3,547 | 4,523 | 5,180 | 6,160 | 6,714 | 9,129 |
| | ***SUMA*** | ***9,892*** | ***11,488*** | ***4,863*** | ***5,530*** | ***7,370*** | ***7,840*** | ***7,858*** | ***11,088*** | ***18,617*** | ***18,373*** | ***19,666*** | ***23,725*** |
| **TOTAL** | | **204,393** | **261,029** | **131,893** | **162,689** | **198,937** | **210,688** | **226,648** | **359,566** | **453,633** | **431,411** | **549,722** | **846,597** |

**FUENTE: CNG, ELABORADO CON ESTADÍSTICAS DE COMERCIO EXTERIOR DE BANCOMEXT**

**MEXICO, VOLUMEN DE LAS IMPORTACIONES DEFINITIVAS DEL SISTEMA PRODUCTIVO PORCINO**
Cabezas o Toneladas

**2003**

| FRACCION | DENOMINACION | Ene-03 | Feb-03 | Mar-03 | Abr-03 | May-03 | Jun-03 | Jul-03 | Ago-03 | Sep-03 | Oct-03 | Nov-03 | Dic-03 | Total |
|---|---|---|---|---|---|---|---|---|---|---|---|---|---|---|
| **ANIMALES VIVOS** | | | | | | | | | | | | | | |
| 01031001 | Reproductores de raza pura. | 2,103 | 2,029 | 1,133 | 1,547 | 2,145 | 185 | 541 | 32 | 2,101 | 1,629 | 1,798 | 4,258 | 19,501 |
| 01039101 | Con pedigree o certificado de alto registro. | 0 | 0 | 0 | 0 | 0 | 0 | 0 | 0 | 0 | 0 | 0 | 0 | 0 |
| 01039199 | Los demás. | 0 | 0 | 0 | 0 | 0 | 0 | 0 | 0 | 0 | 0 | 0 | 0 | 0 |
| 01039201 | Con pedigree o certificado de alto registro. | 0 | 0 | 0 | 0 | 0 | 0 | 0 | 0 | 0 | 0 | 0 | 0 | 0 |
| 01039202 | De peso superior a 110 kg, excepto lo comprendido en las fracciones 0103.92.01 y 0103.92.03. | 19,685 | 14,579 | 8,716 | 2,737 | 1,689 | 3,123 | 5,034 | 7,870 | 9,328 | 9,690 | 23,976 | 36,297 | 142,724 |
| 01039299 | Los demás. | 0 | 0 | 0 | 0 | 0 | 0 | 1,465 | 1,109 | 5,093 | 4,630 | 4,510 | 5,220 | 22,027 |
| | ***SUMA*** | ***21,788*** | ***16,608*** | ***9,849*** | ***4,284*** | ***3,834*** | ***3,308*** | ***7,040*** | ***9,011*** | ***16,522*** | ***15,949*** | ***30,284*** | ***45,775*** | ***184,252*** |
| **CARNE FRESCA, REFRIGERADA Y CONGELADA** | | | | | | | | | | | | | | |
| 02031101 | En canales o medias canales. | 2,058 | 2,339 | 2,506 | 1,465 | 1,085 | 825 | 1,220 | 1,908 | 1,785 | 1,976 | 2,862 | 2,786 | 22,816 |
| 02031201 | Piernas, paletas y sus trozos, sin deshuesar. | 16,456 | 11,211 | 9,471 | 9,235 | 10,391 | 10,612 | 11,781 | 11,059 | 11,410 | 14,426 | 15,414 | 23,675 | 155,141 |
| 02031999 | Las demás. | 1,978 | 1,559 | 1,863 | 915 | 1,148 | 1,153 | 1,226 | 1,727 | 2,069 | 2,369 | 2,217 | 2,819 | 21,044 |
| 02032101 | En canales o medias canales. | 0 | 0 | 0 | 0 | 0 | 15 | 0 | 0 | 0 | 0 | 0 | 0 | 15 |
| 02032201 | Piernas, paletas y sus trozos, sin deshuesar. | 1,232 | 1,347 | 1,410 | 776 | 1,313 | 1,198 | 1,595 | 1,622 | 1,478 | 1,130 | 1,178 | 1,395 | 15,675 |
| 02032999 | Las demás. | 6,206 | 4,484 | 4,390 | 3,294 | 3,463 | 3,629 | 4,090 | 4,013 | 4,748 | 4,103 | 3,838 | 5,275 | 51,533 |
| | ***SUMA*** | ***27,929*** | ***20,941*** | ***19,640*** | ***15,686*** | ***17,401*** | ***17,432*** | ***19,912*** | ***20,329*** | ***21,491*** | ***24,004*** | ***25,509*** | ***35,951*** | ***266,224*** |
| **DESPOJOS COMESTIBLES FRESCOS, REFRIGERADOS Y CONGELADOS** | | | | | | | | | | | | | | |
| 02063001 | Pieles de cerdo enteras o en recortes, refrigerados, excepto el cuero precocido en trozos ("pellets"). | 255 | 235 | 509 | 268 | 690 | 616 | 820 | 893 | 1,141 | 1,484 | 1,086 | 1,332 | 9,330 |
| 02063099 | Los demás. | 399 | 421 | 697 | 704 | 861 | 885 | 476 | 405 | 762 | 850 | 830 | 919 | 8,210 |
| 02064101 | Hígados. | 0 | 0 | 2 | 0 | 0 | 0 | 0 | 0 | 0 | 0 | 0 | 0 | 2 |
| 02064901 | Pieles de cerdo enteras o en recortes, excepto el cuero precocido en trozos ("pellets"). | 4,931 | 5,305 | 5,387 | 4,718 | 5,200 | 5,027 | 5,459 | 4,951 | 5,331 | 5,495 | 4,626 | 5,625 | 62,055 |
| 02064999 | Los demás. | 6,059 | 6,195 | 6,125 | 5,066 | 5,659 | 5,939 | 6,057 | 5,416 | 5,723 | 5,589 | 5,309 | 7,425 | 70,562 |
| | ***SUMA*** | ***11,644*** | ***12,156*** | ***12,721*** | ***10,756*** | ***12,410*** | ***12,467*** | ***12,811*** | ***11,665*** | ***12,958*** | ***13,418*** | ***11,850*** | ***15,302*** | ***150,159*** |
| **TOCINO SIN PARTES MAGRAS Y GRASA, SIN FUNDIR NI EXTRAER DE OTRO MODO, FRESCOS, REFRIGERADOS, CONGELADOS, SALADOS O EN SALMUERA, SECOS O AHUMADOS** | | | | | | | | | | | | | | |
| 02090099 | Los demás. | 1,233 | 1,784 | 2,505 | 1,551 | 1,538 | 1,567 | 1,595 | 1,549 | 1,893 | 2,382 | 2,738 | 3,188 | 23,523 |
| | ***SUMA*** | ***1,233*** | ***1,784*** | ***2,505*** | ***1,551*** | ***1,538*** | ***1,567*** | ***1,595*** | ***1,549*** | ***1,893*** | ***2,382*** | ***2,738*** | ***3,188*** | ***23,523*** |
| **CARNE Y DESPOJOS COMESTIBLES, SALADOS O EN SALMUERA, SECOS O AHUMADOS; HARINA Y POLVO COMESTIBLES, DE CARNE O DE DESPOJOS** | | | | | | | | | | | | | | |
| 02101101 | Jamones, paletas y sus trozos, sin deshuesar. | 2 | 17 | 0 | 0 | 6 | 0 | 11 | 5 | 16 | 15 | 30 | 22 | 123 |
| 02101201 | Tocino entreverado de panza (panceta) y sus trozos. | 1,065 | 890 | 743 | 639 | 520 | 711 | 684 | 682 | 727 | 576 | 757 | 915 | 8,909 |
| 02101999 | Las demás. | 131 | 52 | 34 | 111 | 136 | 85 | 25 | 103 | 138 | 148 | 147 | 213 | 1,324 |
| 02109002 | Pieles de cerdo ahumadas, enteras o en recortes. | 0 | 0 | 0 | 0 | 0 | 0 | 0 | 0 | 0 | 0 | 0 | 0 | 0 |
| 02109902 | Pieles de cerdo ahumadas, enteras o en recortes. | 0 | 0 | 0 | 18 | 0 | 19 | 18 | 53 | 18 | 0 | 19 | 15 | 160 |
| | ***SUMA*** | ***1,198*** | ***959*** | ***777*** | ***768*** | ***662*** | ***814*** | ***738*** | ***844*** | ***899*** | ***739*** | ***952*** | ***1,166*** | ***10,516*** |
| **GRASA DE CERDO** | | | | | | | | | | | | | | |
| 15010001 | Grasa de cerdo (incluida la manteca de cerdo) | 2,327 | 2,918 | 3,322 | 3,329 | 3,892 | 2,609 | 3,668 | 4,108 | 3,206 | 3,224 | 3,235 | 4,903 | 40,741 |
| | **SUMA** | **2,327** | **2,918** | **3,322** | **3,329** | **3,892** | **2,609** | **3,668** | **4,108** | **3,206** | **3,224** | **3,235** | **4,903** | **40,741** |
| **PREPARACIONES Y CONSERVAS DE CARNE** | | | | | | | | | | | | | | |
| 16024101 | Jamones y trozos de jamón. | 87 | 59 | 49 | 75 | 77 | 70 | 112 | 70 | 173 | 134 | 122 | 146 | 1,173 |
| 16024201 | Paletas y trozos de paleta. | 0 | 0 | 0 | 0 | 0 | 0 | 0 | 0 | 0 | 1 | 0 | 1 | 1 |
| 16024901 | Cuero de cerdo cocido en trozos ("pellets"). | 302 | 335 | 205 | 281 | 307 | 187 | 321 | 312 | 410 | 367 | 348 | 370 | 3,746 |
| 16024999 | Los demás. | 187 | 85 | 167 | 162 | 108 | 120 | 140 | 181 | 104 | 161 | 175 | 228 | 1,818 |
| | ***SUMA*** | ***575*** | ***479*** | ***422*** | ***518*** | ***492*** | ***376*** | ***574*** | ***563*** | ***687*** | ***662*** | ***644*** | ***745*** | ***6,739*** |

**FUENTE: CNG, ELABORADO CON ESTADÍSTICAS DE COMERCIO EXTERIOR DE BANCOMEXT**

**MEXICO, VALOR DE LAS IMPORTACIONES DEFINITIVAS DEL SISTEMA PRODUCTIVO PORCINO**

Miles de dólares

**2003**

| FRACCION | DENOMINACION | Ene-03 | Feb-03 | Mar-03 | Abr-03 | May-03 | Jun-03 | Jul-03 | Ago-03 | Sep-03 | Oct-03 | Nov-03 | Dic-03 | Total |
|---|---|---|---|---|---|---|---|---|---|---|---|---|---|---|
| **ANIMALES VIVOS** | | | | | | | | | | | | | | |
| 01031001 | Reproductores de raza pura. | 638 | 510 | 371 | 433 | 469 | 48 | 308 | 35 | 506 | 436 | 628 | 1,076 | 5,457 |
| 01039101 | Con pedigree o certificado de alto registro. | 0 | 0 | 0 | 0 | 0 | 0 | 0 | 0 | 0 | 0 | 0 | 0 | 0 |
| 01039199 | Los demás. | 0 | 0 | 0 | 0 | 0 | 0 | 0 | 0 | 0 | 0 | 0 | 0 | 0 |
| 01039201 | Con pedigree o certificado de alto registro. | 0 | 0 | 0 | 0 | 0 | 0 | 0 | 0 | 0 | 0 | 0 | 0 | 0 |
| 01039202 | De peso superior a 110 kg, excepto lo comprendido en las fracciones 0103.92.01 y 0103.92.03. | 2,117 | 1,587 | 905 | 258 | 171 | 369 | 594 | 815 | 1,010 | 1,035 | 2,756 | 4,328 | 15,945 |
| 01039299 | Los demás. | 0 | 0 | 0 | 0 | 0 | 0 | 125 | 125 | 529 | 429 | 472 | 579 | 2,260 |
| | ***SUMA*** | ***2,755*** | ***2,098*** | ***1,275*** | ***690*** | ***639*** | ***417*** | ***1,027*** | ***975*** | ***2,045*** | ***1,900*** | ***3,856*** | ***5,983*** | ***23,662*** |
| **CARNE FRESCA, REFRIGERADA Y CONGELADA** | | | | | | | | | | | | | | |
| 02031101 | En canales o medias canales. | 2,500 | 2,923 | 3,189 | 1,865 | 1,503 | 1,125 | 1,745 | 2,458 | 2,533 | 2,730 | 3,913 | 3,815 | 30,301 |
| 02031201 | Piernas, paletas y sus trozos, sin deshuesar. | 17,660 | 11,630 | 10,392 | 9,034 | 10,753 | 11,876 | 14,399 | 13,675 | 15,735 | 18,151 | 18,508 | 25,883 | 177,696 |
| 02031999 | Las demás. | 3,031 | 2,797 | 2,725 | 1,258 | 1,900 | 2,225 | 2,383 | 3,189 | 3,402 | 3,778 | 3,524 | 4,293 | 34,506 |
| 02032101 | En canales o medias canales. | 0 | 0 | 0 | 0 | 0 | 13 | 0 | 0 | 0 | 0 | 0 | 0 | 13 |
| 02032201 | Piernas, paletas y sus trozos, sin deshuesar. | 1,651 | 1,816 | 1,675 | 1,026 | 1,794 | 1,643 | 2,285 | 2,404 | 2,218 | 1,772 | 1,685 | 1,976 | 21,946 |
| 02032999 | Las demás. | 7,776 | 5,864 | 5,871 | 4,226 | 4,944 | 5,540 | 6,398 | 6,512 | 7,433 | 6,463 | 5,660 | 7,804 | 74,491 |
| | ***SUMA*** | ***32,618*** | ***25,030*** | ***23,853*** | ***17,410*** | ***20,895*** | ***22,423*** | ***27,210*** | ***28,238*** | ***31,321*** | ***32,894*** | ***33,290*** | ***43,770*** | ***338,953*** |
| **DESPOJOS COMESTIBLES FRESCOS, REFRIGERADOS Y CONGELADOS** | | | | | | | | | | | | | | |
| 02063001 | Pieles de cerdo enteras o en recortes, refrigerados, excepto el cuero precocido en trozos ("pellets"). | 110 | 97 | 205 | 114 | 302 | 276 | 369 | 410 | 522 | 680 | 494 | 645 | 4,226 |
| 02063099 | Los demás. | 223 | 240 | 438 | 414 | 569 | 595 | 297 | 302 | 583 | 652 | 609 | 650 | 5,574 |
| 02064101 | Hígados. | 0 | 0 | 2 | 0 | 0 | 0 | 0 | 0 | 0 | 0 | 0 | 0 | 2 |
| 02064901 | Pieles de cerdo enteras o en recortes, excepto el cuero precocido en trozos ("pellets"). | 2,668 | 2,917 | 2,982 | 2,638 | 2,979 | 3,053 | 3,471 | 3,239 | 3,506 | 3,588 | 3,039 | 3,468 | 37,547 |
| 02064999 | Los demás. | 3,908 | 4,367 | 4,556 | 3,594 | 3,936 | 4,204 | 4,441 | 3,943 | 4,213 | 4,372 | 4,251 | 6,347 | 52,131 |
| | ***SUMA*** | ***6,910*** | ***7,621*** | ***8,183*** | ***6,760*** | ***7,786*** | ***8,128*** | ***8,577*** | ***7,895*** | ***8,824*** | ***9,292*** | ***8,393*** | ***11,111*** | ***99,479*** |
| **TOCINO SIN PARTES MAGRAS Y GRASA, SIN FUNDIR NI EXTRAER DE OTRO MODO, FRESCOS, REFRIGERADOS, CONGELADOS, SALADOS O EN SALMUERA, SECOS O AHUMADOS.** | | | | | | | | | | | | | | |
| 02090099 | Los demás. | 557 | 905 | 1,325 | 820 | 871 | 914 | 962 | 941 | 1,147 | 1,473 | 1,736 | 1,988 | 13,639 |
| | ***SUMA*** | ***557*** | ***905*** | ***1,325*** | ***820*** | ***871*** | ***914*** | ***962*** | ***941*** | ***1,147*** | ***1,473*** | ***1,736*** | ***1,988*** | ***13,639*** |
| **CARNE Y DESPOJOS COMESTIBLES, SALADOS O EN SALMUERA, SECOS O AHUMADOS; HARINA Y POLVO COMESTIBLES, DE CARNE O DE DESPOJOS.** | | | | | | | | | | | | | | |
| 02101101 | Jamones, paletas y sus trozos, sin deshuesar. | 13 | 94 | 1 | 1 | 31 | 0 | 64 | 29 | 95 | 115 | 200 | 40 | 685 |
| 02101201 | Tocino entreverado de panza (panceta) y sus trozos. | 2,530 | 2,209 | 1,897 | 1,836 | 1,402 | 2,071 | 2,239 | 1,744 | 2,001 | 1,681 | 2,151 | 2,525 | 24,287 |
| 02101999 | Las demás. | 317 | 194 | 195 | 307 | 312 | 274 | 101 | 215 | 229 | 622 | 534 | 561 | 3,861 |
| 02109002 | Pieles de cerdo ahumadas, enteras o en recortes. | 0 | 0 | 0 | 0 | 0 | 0 | 0 | 0 | 0 | 0 | 0 | 0 | 0 |
| 02109902 | Pieles de cerdo ahumadas, enteras o en recortes. | 0 | 0 | 0 | 24 | 0 | 32 | 32 | 89 | 29 | 0 | 29 | 25 | 260 |
| | ***SUMA*** | ***2,859*** | ***2,498*** | ***2,093*** | ***2,168*** | ***1,746*** | ***2,378*** | ***2,435*** | ***2,077*** | ***2,354*** | ***2,419*** | ***2,914*** | ***3,152*** | ***29,093*** |
| **GRASA DE CERDO** | | | | | | | | | | | | | | |
| 15010001 | Grasa de cerdo (incluida la manteca de cerdo) | 1,406 | 1,691 | 1,804 | 1,763 | 2,094 | 1,473 | 2,062 | 2,377 | 1,998 | 2,320 | 2,435 | 3,810 | 25,231 |
| | **SUMA** | **1,406** | **1,691** | **1,804** | **1,763** | **2,094** | **1,473** | **2,062** | **2,377** | **1,998** | **2,320** | **2,435** | **3,810** | **25,231** |
| **PREPARACIONES Y CONSERVAS DE CARNE** | | | | | | | | | | | | | | |
| 16024101 | Jamones y trozos de jamón. | 276 | 294 | 138 | 319 | 189 | 113 | 352 | 240 | 570 | 424 | 394 | 605 | 3,914 |
| 16024201 | Paletas y trozos de paleta. | 0 | 0 | 0 | 0 | 0 | 0 | 0 | 0 | 0 | 2 | 0 | 3 | 6 |
| 16024901 | Cuero de cerdo cocido en trozos ("pellets"). | 711 | 822 | 500 | 689 | 750 | 477 | 780 | 773 | 983 | 864 | 799 | 884 | 9,032 |
| 16024999 | Los demás. | 637 | 317 | 541 | 536 | 481 | 417 | 651 | 565 | 524 | 573 | 668 | 805 | 6,714 |
| | ***SUMA*** | ***1,624*** | ***1,434*** | ***1,179*** | ***1,544*** | ***1,420*** | ***1,007*** | ***1,783*** | ***1,577*** | ***2,077*** | ***1,864*** | ***1,860*** | ***2,297*** | ***19,666*** |
| **TOTAL** | | **48,730** | **41,276** | **39,713** | **31,155** | **35,451** | **36,740** | **44,056** | **44,080** | **49,766** | **52,160** | **54,484** | **72,111** | **549,723** |

**FUENTE: CNG, ELABORADO CON ESTADÍSTICAS DE COMERCIO EXTERIOR DE BANCOMEXT**

**MEXICO, VOLUMEN DE LAS IMPORTACIONES DEFINITIVAS DEL SISTEMA PRODUCTIVO PORCINO**
Cabezas o Toneladas

**2004**

| FRACCION | DENOMINACION | Ene-04 | Feb-04 | Mar-04 | Abr-04 | May-04 | Jun-04 | Jul-04 | Ago-04 | Sep-04 | Oct-04 | Nov-04 | Dic-04 | Total |
|---|---|---|---|---|---|---|---|---|---|---|---|---|---|---|
| **ANIMALES VIVOS** | | | | | | | | | | | | | | |
| 01031001 | Reproductores de raza pura. | 1,479 | 289 | 1,389 | 2,729 | 0 | 197 | 357 | 669 | 621 | 250 | 630 | 1,284 | 9,894 |
| 01039101 | Con pedigree o certificado de alto registro. | 0 | 0 | 0 | 0 | 0 | 0 | 0 | 0 | 0 | 0 | 0 | 0 | 0 |
| 01039199 | Los demás. | 0 | 35 | 0 | 0 | 0 | 0 | 0 | 0 | 0 | 0 | 0 | 0 | 35 |
| 01039201 | Con pedigree o certificado de alto registro. | 0 | 0 | 0 | 0 | 0 | 0 | 0 | 0 | 0 | 0 | 0 | 0 | 0 |
| 01039202 | De peso superior a 110 kg, excepto lo comprendido en las fracciones 0103.92.01 y 0103.92.03. | 39,796 | 25,834 | 24,055 | 12,853 | 4,405 | 5,380 | 6,516 | 9,186 | 12,232 | 4,199 | 2,413 | 12,775 | 159,644 |
| 01039299 | Los demás. | 6,240 | 3,127 | 3,392 | 460 | 1,790 | 502 | 624 | 1,430 | 777 | 1,501 | 247 | 204 | 20,294 |
| | ***SUMA*** | ***47,515*** | ***29,285*** | ***28,836*** | ***16,042*** | ***6,195*** | ***6,079*** | ***7,497*** | ***11,285*** | ***13,630*** | ***5,950*** | ***3,290*** | ***14,263*** | ***189,867*** |
| **CARNE FRESCA, REFRIGERADA Y CONGELADA** | | | | | | | | | | | | | | |
| 02031101 | En canales o medias canales. | 3,163 | 2,571 | 2,879 | 1,882 | 1,435 | 1,407 | 1,552 | 1,584 | 1,925 | 1,270 | 1,299 | 1,541 | 22,508 |
| 02031201 | Piernas, paletas y sus trozos, sin deshuesar. | 17,493 | 15,200 | 18,196 | 17,765 | 19,371 | 20,861 | 17,819 | 16,352 | 15,750 | 14,077 | 14,557 | 22,443 | 209,884 |
| 02031999 | Las demás. | 2,730 | 2,184 | 3,667 | 2,520 | 3,025 | 2,162 | 2,375 | 1,896 | 2,027 | 1,799 | 2,166 | 2,358 | 28,910 |
| 02032101 | En canales o medias canales. | 0 | 0 | 0 | 0 | 0 | 0 | 0 | 0 | 0 | 0 | 0 | 0 | 0 |
| 02032201 | Piernas, paletas y sus trozos, sin deshuesar. | 1,127 | 1,549 | 2,012 | 828 | 1,024 | 945 | 1,220 | 1,647 | 1,143 | 1,304 | 1,454 | 1,455 | 15,706 |
| 02032999 | Las demás. | 5,149 | 5,253 | 5,632 | 5,407 | 4,432 | 4,776 | 5,302 | 4,888 | 3,682 | 3,324 | 4,033 | 4,082 | 55,959 |
| | ***SUMA*** | ***29,662*** | ***26,757*** | ***32,386*** | ***28,401*** | ***29,287*** | ***30,150*** | ***28,268*** | ***26,368*** | ***24,527*** | ***21,773*** | ***23,509*** | ***31,879*** | ***332,967*** |
| **DESPOJOS COMESTIBLES FRESCOS, REFRIGERADOS Y CONGELADOS** | | | | | | | | | | | | | | |
| 02063001 | Pieles de cerdo enteras o en recortes, refrigerados, excepto el cuero precocido en trozos ("pellets"). | 746 | 1,075 | 1,249 | 1,243 | 1,117 | 1,552 | 1,558 | 2,324 | 2,253 | 3,703 | 2,999 | 1,991 | 21,809 |
| 02063099 | Los demás. | 897 | 988 | 1,917 | 1,341 | 1,286 | 1,229 | 942 | 1,200 | 870 | 757 | 917 | 972 | 13,316 |
| 02064101 | Hígados. | 0 | 0 | 0 | 0 | 0 | 0 | 0 | 0 | 0 | 0 | 0 | 0 | 0 |
| 02064901 | Pieles de cerdo enteras o en recortes, excepto el cuero precocido en trozos ("pellets"). | 5,608 | 5,268 | 5,311 | 4,775 | 4,434 | 4,933 | 4,700 | 5,326 | 4,845 | 4,709 | 4,774 | 4,234 | 58,916 |
| 02064999 | Los demás. | 7,171 | 6,631 | 6,889 | 6,317 | 6,261 | 5,779 | 5,866 | 7,556 | 6,653 | 6,376 | 6,272 | 6,925 | 78,695 |
| | ***SUMA*** | ***14,422*** | ***13,962*** | ***15,366*** | ***13,675*** | ***13,097*** | ***13,493*** | ***13,065*** | ***16,406*** | ***14,621*** | ***15,544*** | ***14,963*** | ***14,122*** | ***172,736*** |
| **TOCINO SIN PARTES MAGRAS Y GRASA, SIN FUNDIR NI EXTRAER DE OTRO MODO, FRESCOS, REFRIGERADOS, CONGELADOS, SALADOS O EN SALMUERA, SECOS O AHUMADOS** | | | | | | | | | | | | | | |
| 02090099 | Los demás. | 2,522 | 2,283 | 2,926 | 2,036 | 1,936 | 1,847 | 2,507 | 2,940 | 2,706 | 1,885 | 3,039 | 3,007 | 29,631 |
| | ***SUMA*** | ***2,522*** | ***2,283*** | ***2,926*** | ***2,036*** | ***1,936*** | ***1,847*** | ***2,507*** | ***2,940*** | ***2,706*** | ***1,885*** | ***3,039*** | ***3,007*** | ***29,631*** |
| **CARNE Y DESPOJOS COMESTIBLES, SALADOS O EN SALMUERA, SECOS O AHUMADOS; HARINA Y POLVO COMESTIBLES, DE CARNE O DE DESPOJOS** | | | | | | | | | | | | | | |
| 02101101 | Jamones, paletas y sus trozos, sin deshuesar. | 44 | 11 | 40 | 7 | 1 | 15 | 6 | 7 | 15 | 24 | 18 | 22 | 211 |
| 02101201 | Tocino entreverado de panza (panceta) y sus trozos. | 764 | 891 | 1,006 | 842 | 607 | 751 | 657 | 977 | 800 | 665 | 963 | 823 | 9,748 |
| 02101999 | Las demás. | 65 | 81 | 86 | 35 | 88 | 58 | 110 | 82 | 77 | 69 | 154 | 174 | 1,078 |
| 02109002 | Pieles de cerdo ahumadas, enteras o en recortes. | 0 | 0 | 0 | 0 | 0 | 0 | 0 | 0 | 0 | 0 | 0 | 0 | 0 |
| 02109902 | Pieles de cerdo ahumadas, enteras o en recortes. | 12 | 0 | 0 | 2 | 5 | 0 | 0 | 0 | 0 | 0 | 1 | 15 | 36 |
| | ***SUMA*** | ***885*** | ***983*** | ***1,132*** | ***886*** | ***702*** | ***824*** | ***773*** | ***1,067*** | ***893*** | ***758*** | ***1,136*** | ***1,034*** | ***11,073*** |
| **GRASA DE CERDO** | | | | | | | | | | | | | | |
| 15010001 | Grasa de cerdo (incluida la manteca de cerdo) | 3,498 | 3,650 | 4,695 | 4,555 | 4,540 | 4,666 | 3,796 | 4,561 | 3,770 | 4,603 | 4,441 | 5,869 | 52,644 |
| | **SUMA** | **3,498** | **3,650** | **4,695** | **4,555** | **4,540** | **4,666** | **3,796** | **4,561** | **3,770** | **4,603** | **4,441** | **5,869** | **52,644** |
| **PREPARACIONES Y CONSERVAS DE CARNE** | | | | | | | | | | | | | | |
| 16024101 | Jamones y trozos de jamón. | 82 | 47 | 82 | 102 | 127 | 64 | 60 | 60 | 58 | 142 | 158 | 91 | 1,074 |
| 16024201 | Paletas y trozos de paleta. | 0 | 0 | 0 | 0 | 0 | 0 | 0 | 0 | 0 | 0 | 0 | 0 | 0 |
| 16024901 | Cuero de cerdo cocido en trozos ("pellets"). | 171 | 121 | 205 | 354 | 281 | 69 | 253 | 243 | 320 | 177 | 562 | 863 | 3,621 |
| 16024999 | Los demás. | 159 | 152 | 168 | 214 | 134 | 162 | 222 | 219 | 229 | 191 | 259 | 245 | 2,355 |
| | ***SUMA*** | ***412*** | ***321*** | ***455*** | ***670*** | ***542*** | ***295*** | ***536*** | ***523*** | ***608*** | ***510*** | ***979*** | ***1,199*** | ***7,049*** |

**FUENTE: CNG, ELABORADO CON ESTADÍSTICAS DE COMERCIO EXTERIOR DE BANCOMEXT**

**MEXICO, VALOR DE LAS IMPORTACIONES DEFINITIVAS DEL SISTEMA PRODUCTIVO PORCINO**
Miles de dólares

**2004**

| FRACCION | DENOMINACION | Ene-04 | Feb-04 | Mar-04 | Abr-04 | May-04 | Jun-04 | Jul-04 | Ago-04 | Sep-04 | Oct-04 | Nov-04 | Dic-04 | Total |
|---|---|---|---|---|---|---|---|---|---|---|---|---|---|---|
| **ANIMALES VIVOS** | | | | | | | | | | | | | | |
| 01031001 | Reproductores de raza pura. | 475 | 110 | 309 | 680 | 0 | 158 | 96 | 260 | 153 | 91 | 208 | 433 | 2,973 |
| 01039101 | Con pedigree o certificado de alto registro. | 0 | 0 | 0 | 0 | 0 | 0 | 0 | 0 | 0 | 0 | 0 | 0 | 0 |
| 01039199 | Los demás. | 0 | 67 | 0 | 0 | 0 | 0 | 0 | 0 | 0 | 0 | 0 | 0 | 67 |
| 01039201 | Con pedigree o certificado de alto registro. | 0 | 0 | 0 | 0 | 0 | 0 | 0 | 0 | 0 | 0 | 0 | 0 | 0 |
| 01039202 | De peso superior a 110 kg, excepto lo comprendido en las fracciones 0103.92.01 y 0103.92.03. | 4,877 | 3,315 | 3,165 | 1,703 | 648 | 786 | 1,012 | 1,330 | 1,798 | 601 | 325 | 1,937 | 21,495 |
| 01039299 | Los demás. | 749 | 390 | 394 | 46 | 185 | 51 | 78 | 181 | 104 | 174 | 28 | 24 | 2,405 |
| | ***SUMA*** | ***6,101*** | ***3,883*** | ***3,867*** | ***2,428*** | ***833*** | ***995*** | ***1,186*** | ***1,772*** | ***2,055*** | ***866*** | ***561*** | ***2,394*** | ***26,940*** |
| **CARNE FRESCA, REFRIGERADA Y CONGELADA** | | | | | | | | | | | | | | |
| 02031101 | En canales o medias canales. | 4,569 | 4,088 | 4,887 | 3,187 | 2,855 | 2,739 | 3,070 | 3,074 | 3,718 | 2,396 | 2,547 | 2,896 | 40,025 |
| 02031201 | Piernas, paletas y sus trozos, sin deshuesar. | 17,798 | 17,690 | 24,864 | 22,087 | 27,087 | 31,775 | 31,049 | 29,207 | 27,450 | 25,544 | 28,022 | 41,017 | 323,590 |
| 02031999 | Las demás. | 4,200 | 3,786 | 7,790 | 5,194 | 3,860 | 4,660 | 5,027 | 4,270 | 4,294 | 4,065 | 4,664 | 5,258 | 57,067 |
| 02032101 | En canales o medias canales. | 0 | 0 | 0 | 0 | 0 | 0 | 0 | 0 | 0 | 0 | 0 | 0 | 0 |
| 02032201 | Piernas, paletas y sus trozos, sin deshuesar. | 1,552 | 2,301 | 2,912 | 1,373 | 1,636 | 1,572 | 2,057 | 2,685 | 1,768 | 2,008 | 2,263 | 2,423 | 24,548 |
| 02032999 | Las demás. | 7,661 | 8,019 | 9,197 | 9,374 | 7,720 | 8,856 | 10,133 | 8,894 | 6,973 | 6,354 | 7,491 | 7,319 | 97,990 |
| | ***SUMA*** | ***35,780*** | ***35,884*** | ***49,649*** | ***41,213*** | ***43,156*** | ***49,602*** | ***51,336*** | ***48,130*** | ***44,203*** | ***40,366*** | ***44,987*** | ***58,913*** | ***543,220*** |
| **DESPOJOS COMESTIBLES FRESCOS, REFRIGERADOS Y CONGELADOS** | | | | | | | | | | | | | | |
| 02063001 | Pieles de cerdo enteras o en recortes, refrigerados, excepto el cuero precocido en trozos ("pellets"). | 341 | 472 | 581 | 644 | 601 | 869 | 1,067 | 1,683 | 1,716 | 3,098 | 2,510 | 1,638 | 15,220 |
| 02063099 | Los demás. | 637 | 803 | 1,719 | 1,277 | 1,323 | 1,307 | 931 | 1,271 | 904 | 792 | 890 | 954 | 12,808 |
| 02064101 | Hígados. | 0 | 0 | 0 | 0 | 0 | 0 | 0 | 0 | 0 | 0 | 0 | 0 | 0 |
| 02064901 | Pieles de cerdo enteras o en recortes, excepto el cuero precocido en trozos ("pellets"). | 3,669 | 3,499 | 3,621 | 3,473 | 3,310 | 3,933 | 4,050 | 4,875 | 4,583 | 4,615 | 4,676 | 3,996 | 48,302 |
| 02064999 | Los demás. | 6,138 | 5,541 | 5,687 | 5,402 | 6,004 | 5,432 | 5,804 | 7,916 | 7,706 | 7,247 | 6,879 | 7,341 | 77,096 |
| | ***SUMA*** | ***10,785*** | ***10,315*** | ***11,609*** | ***10,797*** | ***11,238*** | ***11,541*** | ***11,851*** | ***15,744*** | ***14,909*** | ***15,752*** | ***14,955*** | ***13,929*** | ***153,425*** |
| **TOCINO SIN PARTES MAGRAS Y GRASA, SIN FUNDIR NI EXTRAER DE OTRO MODO, FRESCOS, REFRIGERADOS, CONGELADOS, SALADOS O EN SALMUERA, SECOS O AHUMADOS.** | | | | | | | | | | | | | | |
| 02090099 | Los demás. | 1,556 | 1,354 | 2,010 | 1,526 | 1,375 | 1,395 | 1,965 | 2,280 | 2,154 | 1,471 | 2,436 | 2,395 | 21,916 |
| | ***SUMA*** | ***1,556*** | ***1,354*** | ***2,010*** | ***1,526*** | ***1,375*** | ***1,395*** | ***1,965*** | ***2,280*** | ***2,154*** | ***1,471*** | ***2,436*** | ***2,395*** | ***21,916*** |
| **CARNE Y DESPOJOS COMESTIBLES, SALADOS O EN SALMUERA, SECOS O AHUMADOS; HARINA Y POLVO COMESTIBLES, DE CARNE O DE DESPOJOS.** | | | | | | | | | | | | | | |
| 02101101 | Jamones, paletas y sus trozos, sin deshuesar. | 77 | 53 | 156 | 36 | 33 | 96 | 39 | 49 | 117 | 356 | 138 | 161 | 1,313 |
| 02101201 | Tocino entreverado de panza (panceta) y sus trozos. | 2,389 | 2,772 | 3,585 | 2,674 | 2,113 | 2,600 | 2,479 | 3,374 | 2,549 | 2,117 | 3,273 | 2,919 | 32,845 |
| 02101999 | Las demás. | 183 | 197 | 459 | 261 | 328 | 370 | 316 | 251 | 499 | 309 | 525 | 545 | 4,245 |
| 02109002 | Pieles de cerdo ahumadas, enteras o en recortes. | 0 | 0 | 0 | 0 | 0 | 0 | 0 | 0 | 0 | 0 | 0 | 0 | 0 |
| 02109902 | Pieles de cerdo ahumadas, enteras o en recortes. | 19 | 0 | 0 | 2 | 6 | 0 | 0 | 0 | 0 | 0 | 2 | 25 | 53 |
| | ***SUMA*** | ***2,668*** | ***3,022*** | ***4,200*** | ***2,973*** | ***2,480*** | ***3,067*** | ***2,834*** | ***3,674*** | ***3,165*** | ***2,783*** | ***3,939*** | ***3,650*** | ***38,456*** |
| **GRASA DE CERDO** | | | | | | | | | | | | | | |
| 15010001 | Grasa de cerdo (incluida la manteca de cerdo) | 2,613 | 2,760 | 3,459 | 3,222 | 3,097 | 3,031 | 2,543 | 3,536 | 3,257 | 3,387 | 3,404 | 4,604 | 38,915 |
| | **SUMA** | **2,613** | **2,760** | **3,459** | **3,222** | **3,097** | **3,031** | **2,543** | **3,536** | **3,257** | **3,387** | **3,404** | **4,604** | **38,915** |
| **PREPARACIONES Y CONSERVAS DE CARNE** | | | | | | | | | | | | | | |
| 16024101 | Jamones y trozos de jamón. | 213 | 150 | 322 | 287 | 256 | 230 | 256 | 242 | 278 | 650 | 693 | 501 | 4,078 |
| 16024201 | Paletas y trozos de paleta. | 0 | 0 | 0 | 0 | 0 | 0 | 0 | 0 | 0 | 0 | 0 | 0 | 0 |
| 16024901 | Cuero de cerdo cocido en trozos ("pellets"). | 396 | 297 | 507 | 815 | 644 | 209 | 626 | 603 | 735 | 565 | 2,023 | 3,097 | 10,517 |
| 16024999 | Los demás. | 547 | 530 | 594 | 790 | 596 | 711 | 825 | 901 | 850 | 775 | 1,044 | 967 | 9,129 |
| | ***SUMA*** | ***1,155*** | ***977*** | ***1,422*** | ***1,893*** | ***1,496*** | ***1,150*** | ***1,707*** | ***1,746*** | ***1,863*** | ***1,990*** | ***3,761*** | ***4,565*** | ***23,725*** |
| **TOTAL** | | **60,658** | **58,195** | **76,217** | **64,052** | **63,676** | **70,780** | **73,424** | **76,882** | **71,607** | **66,614** | **74,043** | **90,450** | **846,597** |

**FUENTE: CNG, ELABORADO CON ESTADÍSTICAS DE COMERCIO EXTERIOR DE BANCOMEXT**

**PAÍS DE ORIGEN DE ALGUNOS PRODUCTOS IMPORTADOS**

**01039202 Cerdos vivos de peso superior a 110 kg**

*Cantidad (Cabezas)*

| País | 1995 | 1996 | 1997 | 1998 | 1999 | 2000 | 2001 | 2002 | 2003 | 2004 |
|---|---|---|---|---|---|---|---|---|---|---|
| ***Total*** | | | | ***322*** | | ***639*** | ***50,291*** | ***213,458*** | ***142,724*** | ***159,644*** |
| **Canadá** | | | | | | | | 369 | | |
| **Estados Unidos** | | | | 322 | | 639 | 50,291 | 213,089 | 142,724 | 159,644 |

*Millones de Dólares Americanos*

| País | 1995 | 1996 | 1997 | 1998 | 1999 | 2000 | 2001 | 2002 | 2003 | 2004 |
|---|---|---|---|---|---|---|---|---|---|---|
| ***Total*** | | | | ***0.029*** | | ***0.083*** | ***5.736*** | ***22.341*** | ***15.945*** | ***21.495*** |
| **Canadá** | | | | | | | | 0.043 | | |
| **Estados Unidos** | | | | 0.029 | | 0.083 | 5.736 | 22.298 | 15.945 | 21.495 |

FUENTE: CNG, ELABORADO CON ESTADÍSTICAS DE COMERCIO EXTERIOR DE BANCOMEXT

**01039299 Los demás cerdos vivos**

*Cantidad (Cabezas)*

| País | 1995 | 1996 | 1997 | 1998 | 1999 | 2000 | 2001 | 2002 | 2003 | 2004 |
|---|---|---|---|---|---|---|---|---|---|---|
| ***Total*** | ***3,405*** | ***32,875*** | ***8,185*** | ***233,227*** | ***184,502*** | ***49,204*** | ***354*** | ***350*** | ***22,027*** | ***20,294*** |
| **Canadá** | | | | | 571 | 4,467 | | | | 213 |
| **Estados Unidos** | 3,405 | 32,875 | 8,185 | 233,227 | 183,931 | 44,737 | 354 | 350 | 22,027 | 20,081 |

*Millones de Dólares Americanos*

| País | 1995 | 1996 | 1997 | 1998 | 1999 | 2000 | 2001 | 2002 | 2003 | 2004 |
|---|---|---|---|---|---|---|---|---|---|---|
| ***Total*** | ***0.180*** | ***1.660*** | ***0.685*** | ***11.950*** | ***14.346*** | ***4.288*** | ***0.041*** | ***0.042*** | ***2.260*** | ***2.405*** |
| **Canadá** | | | | | 0.048 | 0.360 | | | | 0.027 |
| **Estados Unidos** | 0.180 | 1.660 | 0.685 | 11.950 | 14.298 | 3.928 | 0.041 | 0.042 | 2.260 | 2.378 |

FUENTE: CNG, ELABORADO CON ESTADÍSTICAS DE COMERCIO EXTERIOR DE BANCOMEXT

**02031101 Carne de cerdo en canales o medias canales**

*Cantidad (Kilogramos)*

| País | 1995 | 1996 | 1997 | 1998 | 1999 | 2000 | 2001 | 2002 | 2003 | 2004 |
|---|---|---|---|---|---|---|---|---|---|---|
| ***Total*** | ***2,945,438*** | ***3,402,319*** | ***6,873,394*** | ***10,937,682*** | ***17,453,771*** | ***24,614,270*** | ***16,561,431*** | ***17,645,044*** | ***22,815,917*** | ***22,508,059*** |
| **Canadá** | 619,147 | 57,327 | 804,174 | 1,640,081 | 2,561,523 | 2,139,701 | 2,921,474 | 2,973,019 | 3,648,403 | 4,369,241 |
| **Estados Unidos** | 2,326,291 | 3,344,992 | 6,069,220 | 9,297,601 | 14,892,248 | 22,474,569 | 13,639,957 | 14,672,025 | 19,167,514 | 18,138,818 |

*Millones de Dólares Americanos*

| País | 1995 | 1996 | 1997 | 1998 | 1999 | 2000 | 2001 | 2002 | 2003 | 2004 |
|---|---|---|---|---|---|---|---|---|---|---|
| ***Total*** | ***3.871*** | ***5.162*** | ***11.540*** | ***12.332*** | ***18.105*** | ***36.039*** | ***24.419*** | ***21.045*** | ***30.301*** | ***40.025*** |
| **Canadá** | 0.962 | 0.106 | 1.454 | 2.040 | 3.479 | 3.458 | 4.777 | 4.095 | 5.199 | 8.550 |
| **Estados Unidos** | 2.910 | 5.056 | 10.087 | 10.292 | 14.626 | 32.581 | 19.642 | 16.950 | 25.102 | 31.475 |

FUENTE: CNG, ELABORADO CON ESTADÍSTICAS DE COMERCIO EXTERIOR DE BANCOMEXT

**02031201 Piernas, paletas y sus trozos, sin deshuesar**

*Cantidad (Kilogramos)*

| País | 1995 | 1996 | 1997 | 1998 | 1999 | 2000 | 2001 | 2002 | 2003 | 2004 |
|---|---|---|---|---|---|---|---|---|---|---|
| ***Total*** | ***5,217,905*** | ***5,843,507*** | ***16,236,844*** | ***37,584,305*** | ***45,367,348*** | ***59,121,484*** | ***60,299,702*** | ***92,453,352*** | ***155,140,854*** | ***209,883,923*** |
| **Canadá** | 94,528 | 19,060 | 375,161 | 3,254,473 | 4,672,238 | 8,145,107 | 10,450,776 | 11,520,203 | 19,222,022 | 25,995,375 |
| **Dinamarca** | 100 | | | | | | | | | |
| **España** | 1,960 | | | | | | | | | |
| **Estados Unidos** | 5,120,910 | 5,823,449 | 15,861,140 | 34,329,832 | 40,695,110 | 50,976,377 | 49,848,589 | 80,933,149 | 135,915,023 | 183,888,548 |
| **Francia** | 27 | 998 | 543 | | | | 337 | | 3,809 | |
| **Italia** | 380 | | | | | | | | | |

*Millones de Dólares Americanos*

| País | 1995 | 1996 | 1997 | 1998 | 1999 | 2000 | 2001 | 2002 | 2003 | 2004 |
|---|---|---|---|---|---|---|---|---|---|---|
| ***Total*** | ***5.612*** | ***6.346*** | ***15.615*** | ***30.405*** | ***33.485*** | ***65.265*** | ***78.031*** | ***92.337*** | ***177.696*** | ***323.590*** |
| **Canadá** | 0.127 | 0.014 | 0.535 | 2.959 | 3.851 | 8.462 | 13.480 | 12.158 | 22.474 | 41.257 |
| **Dinamarca** | 0.001 | | | | | | | | | |
| **España** | 0.019 | | | | | | | | | |
| **Estados Unidos** | 5.462 | 6.312 | 15.048 | 27.446 | 29.634 | 56.803 | 64.550 | 80.179 | 155.208 | 282.333 |
| **Francia** | 0.000 | 0.020 | 0.031 | | | | 0.001 | | 0.015 | |
| **Italia** | 0.003 | | | | | | | | | |

FUENTE: CNG, ELABORADO CON ESTADÍSTICAS DE COMERCIO EXTERIOR DE BANCOMEXT

**02031999 Las demás carnes frescas**

*Cantidad (Kilogramos)*

| País | 1995 | 1996 | 1997 | 1998 | 1999 | 2000 | 2001 | 2002 | 2003 | 2004 |
|---|---|---|---|---|---|---|---|---|---|---|
| ***Total*** | ***5,901,194*** | ***6,731,001*** | ***8,364,780*** | ***13,771,103*** | ***13,853,964*** | ***12,886,839*** | ***12,447,224*** | ***13,090,831*** | ***21,044,159*** | ***28,909,641*** |
| **Australia** | | | | | | | | | 14,309 | |
| **Canadá** | 56,851 | 40,769 | 139,542 | 983,167 | 1,344,157 | 1,128,073 | 1,598,121 | 1,369,184 | 2,699,087 | 2,751,562 |
| **Dinamarca** | | | | | | 56,446 | | | | |
| **Estados Unidos** | 5,844,046 | 6,690,232 | 8,225,238 | 12,787,733 | 12,509,332 | 11,701,785 | 10,848,189 | 11,721,647 | 18,322,947 | 26,158,079 |
| **Francia** | | | | | | 535 | 914 | | 7,816 | |
| **Italia** | 297 | | | 203 | 475 | | | | | |

*Millones de Dólares Americanos*

| País | 1995 | 1996 | 1997 | 1998 | 1999 | 2000 | 2001 | 2002 | 2003 | 2004 |
|---|---|---|---|---|---|---|---|---|---|---|
| ***Total*** | ***5.790*** | ***7.587*** | ***10.046*** | ***14.242*** | ***16.546*** | ***20.133*** | ***21.273*** | ***18.533*** | ***34.506*** | ***57.067*** |
| **Australia** | | | | | | | | | 0.020 | |
| **Canadá** | 0.051 | 0.050 | 0.191 | 1.324 | 1.733 | 0.959 | 2.970 | 2.718 | 6.227 | 6.180 |
| **Dinamarca** | | | | | | 0.022 | | | | |
| **Estados Unidos** | 5.737 | 7.536 | 9.855 | 12.913 | 14.804 | 19.131 | 18.299 | 15.815 | 28.235 | 50.886 |
| **Francia** | | | | | | 0.021 | 0.003 | | 0.025 | |
| **Italia** | 0.002 | | | 0.005 | 0.010 | | | | | |

FUENTE: CNG, ELABORADO CON ESTADÍSTICAS DE COMERCIO EXTERIOR DE BANCOMEXT

**02032101 Carne de cerdo congelada en canales o medias canales**

*Cantidad (Kilogramos)*

| País | 1995 | 1996 | 1997 | 1998 | 1999 | 2000 | 2001 | 2002 | 2003 | 2004 |
|---|---|---|---|---|---|---|---|---|---|---|
| ***Total*** | ***4,441*** | ***26,582*** | ***342,728*** | ***86,386*** | ***1,305,480*** | ***951,513*** | ***852,011*** | ***134,634*** | ***14,963*** | ***128*** |
| **Canadá** | | | 36,873 | 19,695 | | | | 316 | | 128 |
| **Chile** | | | | | | | 22,762 | 174 | | |
| **Estados Unidos** | 4,441 | 26,582 | 305,855 | 66,691 | 299,877 | 913,000 | 829,249 | 134,144 | 14,963 | |
| **Noruega** | | | | | 1,005,603 | 38,513 | | | | |

*Millones de Dólares Americanos*

| País | 1995 | 1996 | 1997 | 1998 | 1999 | 2000 | 2001 | 2002 | 2003 | 2004 |
|---|---|---|---|---|---|---|---|---|---|---|
| ***Total*** | ***0.003*** | ***0.045*** | ***0.365*** | ***0.085*** | ***0.639*** | ***0.868*** | ***1.167*** | ***0.145*** | ***0.013*** | ***0.000*** |
| **Canadá** | | | 0.068 | 0.020 | | | | 0.000 | | 0.000 |
| **Chile** | | | | | | | 0.039 | 0.000 | | |
| **Estados Unidos** | 0.003 | 0.045 | 0.297 | 0.065 | 0.370 | 0.843 | 1.128 | 0.145 | 0.013 | |
| **Noruega** | | | | | 0.269 | 0.026 | | | | |

FUENTE: CNG, ELABORADO CON ESTADÍSTICAS DE COMERCIO EXTERIOR DE BANCOMEXT

**02032201 Piernas, paletas y sus trozos, sin deshuesar congeladas**

*Cantidad (Kilogramos)*

| País | 1995 | 1996 | 1997 | 1998 | 1999 | 2000 | 2001 | 2002 | 2003 | 2004 |
|---|---|---|---|---|---|---|---|---|---|---|
| ***Total*** | ***2,856,344*** | ***2,325,744*** | ***2,648,962*** | ***7,929,954*** | ***6,807,377*** | ***23,847,754*** | ***42,136,869*** | ***32,407,145*** | ***15,674,835*** | ***15,705,887*** |
| **Argentina** | 3,402 | | | 344 | | | | | | |
| **Australia** | 2,204 | | | | | 19,194 | 16,320 | | 2,263 | |
| **Canadá** | 96,944 | 263,316 | 93,410 | 414,920 | 617,565 | 1,081,010 | 712,628 | 795,451 | 1,699,625 | 1,404,958 |
| **Chile** | | | | | | | 3,063,966 | 8,010,435 | 6,411,273 | 4,257,074 |
| **Dinamarca** | | | | 3,176 | | 37,115 | 2,452 | | | |
| **Estados Unidos** | 2,753,794 | 2,062,428 | 2,553,315 | 7,510,872 | 6,189,812 | 22,694,244 | 38,341,503 | 23,601,259 | 7,561,674 | 10,043,855 |
| **Italia** | | | 196 | 642 | | | | | | |
| **Nueva Zelanda** | | | 2,041 | | | | | | | |
| **Suecia** | | | | | | 16,191 | | | | |

*Millones de Dólares Americanos*

| País | 1995 | 1996 | 1997 | 1998 | 1999 | 2000 | 2001 | 2002 | 2003 | 2004 |
|---|---|---|---|---|---|---|---|---|---|---|
| ***Total*** | ***3.184*** | ***2.714*** | ***3.139*** | ***6.867*** | ***6.042*** | ***25.872*** | ***59.281*** | ***37.665*** | ***21.946*** | ***24.548*** |
| **Argentina** | 0.001 | | | 0.001 | | | | | | |
| **Australia** | 0.001 | | | | | 0.013 | 0.014 | | 0.002 | |
| **Canadá** | 0.078 | 0.173 | 0.074 | 0.213 | 0.445 | 0.882 | 0.781 | 0.742 | 2.352 | 2.334 |
| **Chile** | | | | | | | 5.438 | 11.582 | 9.434 | 7.225 |
| **Dinamarca** | | | | 0.024 | | 0.018 | 0.019 | | | |
| **Estados Unidos** | 3.104 | 2.542 | 3.061 | 6.616 | 5.597 | 24.940 | 53.028 | 25.341 | 10.158 | 14.989 |
| **Italia** | | | 0.004 | 0.013 | | | | | | |
| **Nueva Zelanda** | | | 0.000 | | | | | | | |
| **Suecia** | | | | | | 0.018 | | | | |

FUENTE: CNG, ELABORADO CON ESTADÍSTICAS DE COMERCIO EXTERIOR DE BANCOMEXT

**02032999 Las demás carnes de cerdo congeladas**

*Cantidad (Kilogramos)*

| País | 1995 | 1996 | 1997 | 1998 | 1999 | 2000 | 2001 | 2002 | 2003 | 2004 |
|---|---|---|---|---|---|---|---|---|---|---|
| ***Total*** | ***12,472,116*** | ***12,107,843*** | ***13,400,677*** | ***20,781,688*** | ***29,359,154*** | ***44,315,440*** | ***48,438,943*** | ***46,221,644*** | ***51,533,444*** | ***55,959,126*** |
| **Australia** | | | | 9,283 | 76,645 | 12,913 | 814 | | | |
| **Brasil** | | | | | | 239,850 | | | | |
| **Camerún** | | | | 18,853 | | | | | | |
| **Canadá** | 918,172 | 769,187 | 688,110 | 2,334,252 | 4,188,435 | 7,089,344 | 4,155,833 | 4,458,140 | 8,481,542 | 8,027,937 |
| **Chile** | | | | | | 104,196 | 2,950,004 | 4,074,975 | 3,818,073 | 3,205,175 |
| **Dinamarca** | 151,682 | 19,409 | 14,401 | 66,046 | 140,724 | 293,531 | 19,218 | | | |
| **Estados Unidos** | 11,402,262 | 11,319,057 | 12,691,211 | 18,093,423 | 24,736,263 | 35,877,451 | 41,272,533 | 37,688,529 | 39,122,586 | 44,477,421 |
| **Nueva Zelanda** | | 190 | 6,955 | 18,852 | 8,544 | 890 | | | | |
| **Suecia** | | | | 240,979 | 207,863 | 691,742 | 40,541 | | 111,243 | 248,593 |
| **Tailandia** | | | | | 680 | | | | | |
| **Uruguay** | | | | | | 5,523 | | | | |

*Millones de Dólares Americanos*

| País | 1995 | 1996 | 1997 | 1998 | 1999 | 2000 | 2001 | 2002 | 2003 | 2004 |
|---|---|---|---|---|---|---|---|---|---|---|
| ***Total*** | ***13.107*** | ***12.189*** | ***13.514*** | ***14.883*** | ***22.768*** | ***53.986*** | ***73.621*** | ***61.347*** | ***74.491*** | ***97.990*** |
| **Australia** | | | | 0.002 | 0.017 | 0.019 | 0.003 | | | |
| **Brasil** | | | | | | 0.149 | | | | |
| **Camerún** | | | | 0.016 | | | | | | |
| **Canadá** | 1.246 | 0.571 | 0.518 | 1.611 | 2.849 | 7.406 | 5.908 | 5.281 | 12.217 | 14.694 |
| **Chile** | | | | | | 0.092 | 6.599 | 7.032 | 6.410 | 6.072 |
| **Dinamarca** | 0.033 | 0.003 | 0.011 | 0.083 | 0.090 | 0.216 | 0.022 | | | |
| **Estados Unidos** | 11.828 | 11.614 | 12.982 | 12.960 | 19.760 | 45.311 | 61.039 | 49.034 | 55.725 | 76.956 |
| **Nueva Zelanda** | | 0.002 | 0.003 | 0.001 | 0.002 | 0.006 | | | | |
| **Suecia** | | | | 0.209 | 0.050 | 0.783 | 0.051 | | 0.139 | 0.268 |
| **Tailandia** | | | | | 0.001 | | | | | |
| **Uruguay** | | | | | | 0.004 | | | | |

FUENTE: CNG, ELABORADO CON ESTADÍSTICAS DE COMERCIO EXTERIOR DE BANCOMEXT

**02064901 Pieles de cerdo enteras o en recortes, excepto el cuero precocido en trozos ("pellets")**

*Cantidad (Kilogramos)*

| País | 1995 | 1996 | 1997 | 1998 | 1999 | 2000 | 2001 | 2002 | 2003 | 2004 |
|---|---|---|---|---|---|---|---|---|---|---|
| ***Total*** | ***43,922,975*** | ***51,268,318*** | ***54,522,189*** | ***53,339,710*** | ***54,240,811*** | ***61,596,884*** | ***61,005,834*** | ***64,245,409*** | ***62,054,953*** | ***58,915,506*** |
| **Australia** | 4,681 | 13,524 | 8,959 | 2,540 | 953 | 3,484 | 3,832 | | 9,360 | 5,048 |
| **Canadá** | 9,642,322 | 12,171,179 | 12,277,663 | 11,628,718 | 12,970,698 | 15,119,904 | 17,800,075 | 21,792,840 | 22,367,213 | 23,323,317 |
| **Chile** | | | | | | | 432,480 | 240,340 | 112,013 | 72,423 |
| **Chipre** | | | | 18,861 | | | | | | |
| **Dinamarca** | 1,233,041 | 3,610,702 | 4,842,297 | 4,541,916 | 5,042,647 | 7,869,861 | 3,287,433 | 3,271,859 | 1,192,607 | 1,124,706 |
| **España** | | | 19,809 | | | | | | | |
| **Estados Unidos** | 33,042,931 | 35,339,428 | 37,353,308 | 37,147,675 | 36,226,513 | 38,585,990 | 39,472,488 | 38,940,370 | 38,373,760 | 34,383,183 |
| **Gibraltar** | | | 19,210 | | | | | | | |
| **Nueva Zelanda** | | 9,970 | 943 | | | 3,084 | 9,526 | | | 6,829 |
| **Suecia** | | 123,515 | | | | 14,561 | | | | |

*Millones de Dólares Americanos*

| País | 1995 | 1996 | 1997 | 1998 | 1999 | 2000 | 2001 | 2002 | 2003 | 2004 |
|---|---|---|---|---|---|---|---|---|---|---|
| ***Total*** | ***24.795*** | ***41.865*** | ***44.712*** | ***36.239*** | ***31.549*** | ***40.996*** | ***44.901*** | ***39.785*** | ***37.547*** | ***48.302*** |
| **Australia** | 0.003 | 0.013 | 0.009 | 0.002 | 0.001 | 0.002 | 0.004 | | 0.006 | 0.004 |
| **Canadá** | 5.397 | 10.021 | 9.729 | 8.281 | 7.647 | 10.075 | 13.438 | 14.177 | 14.311 | 20.166 |
| **Chile** | | | | | | | 0.265 | 0.131 | 0.057 | 0.062 |
| **Chipre** | | | | 0.013 | | | | | | |
| **Dinamarca** | 0.787 | 3.105 | 4.667 | 3.638 | 3.034 | 5.073 | 2.423 | 2.325 | 0.771 | 1.027 |
| **España** | | | 0.018 | | | | | | | |
| **Estados Unidos** | 18.608 | 28.581 | 30.268 | 24.305 | 20.867 | 25.817 | 28.762 | 23.152 | 22.401 | 27.037 |
| **Gibraltar** | | | 0.020 | | | | | | | |
| **Nueva Zelanda** | | 0.009 | 0.001 | | | 0.003 | 0.011 | | | 0.006 |
| **Suecia** | | 0.136 | | | | 0.026 | | | | |

FUENTE: CNG, ELABORADO CON ESTADÍSTICAS DE COMERCIO EXTERIOR DE BANCOMEXT

**02064999 Los demás**

*Cantidad (Kilogramos)*

| País | 1995 | 1996 | 1997 | 1998 | 1999 | 2000 | 2001 | 2002 | 2003 | 2004 |
|---|---|---|---|---|---|---|---|---|---|---|
| ***Total*** | ***43,715,759*** | ***48,975,701*** | ***54,033,643*** | ***55,081,579*** | ***59,678,641*** | ***72,399,387*** | ***72,673,989*** | ***73,003,188*** | ***70,561,907*** | ***78,694,930*** |
| **Argentina** | | | | 5,375 | | | | | | |
| **Australia** | 8,913 | | 19,390 | 12,869 | 229,432 | 19,951 | 2,199 | 34,963 | 816 | 3,424 |
| **Canadá** | 6,774,172 | 8,899,620 | 9,317,650 | 7,131,937 | 14,435,501 | 17,037,745 | 13,758,480 | 10,820,473 | 10,788,638 | 10,778,368 |
| **Chile** | | | | | | | 1,298,201 | 1,329,418 | 565,590 | 586,005 |
| **China** | | | | 26,957 | 4,899 | | | | | |
| **Dinamarca** | | 19,429 | 69,605 | 421,936 | 586,985 | 1,301,922 | 877,461 | 938,475 | 943,316 | 930,472 |
| **Estados Unidos** | 36,932,674 | 40,036,240 | 44,602,277 | 47,380,542 | 44,420,192 | 53,954,270 | 56,726,272 | 59,879,859 | 58,263,547 | 66,391,312 |
| **Etiopía** | | | 19,051 | | | | | | | |
| **Nueva Zelanda** | | 20,412 | 5,670 | | 1,632 | 2,495 | | | | 5,349 |
| **Suecia** | | | | 83,865 | | 83,004 | 11,376 | | | |
| **Taiwan** | | | | 18,098 | | | | | | |

*Millones de Dólares Americanos*

| País | 1995 | 1996 | 1997 | 1998 | 1999 | 2000 | 2001 | 2002 | 2003 | 2004 |
|---|---|---|---|---|---|---|---|---|---|---|
| ***Total*** | ***25.575*** | ***29.883*** | ***35.338*** | ***30.005*** | ***33.915*** | ***50.762*** | ***58.174*** | ***52.278*** | ***52.131*** | ***77.096*** |
| **Argentina** | | | | 0.003 | | | | | | |
| **Australia** | 0.004 | | 0.006 | 0.009 | 0.057 | 0.018 | 0.002 | 0.041 | 0.001 | 0.004 |
| **Canadá** | 4.037 | 5.439 | 6.262 | 3.668 | 7.343 | 10.779 | 10.907 | 8.079 | 7.903 | 10.547 |
| **Chile** | | | | | | | 0.867 | 1.066 | 0.339 | 0.406 |
| **China** | | | | 0.016 | 0.002 | | | | | |
| **Dinamarca** | | 0.025 | 0.032 | 0.328 | 0.431 | 0.866 | 0.986 | 0.927 | 0.694 | 0.875 |
| **Estados Unidos** | 21.534 | 24.410 | 29.030 | 25.952 | 26.082 | 39.013 | 45.392 | 42.164 | 43.195 | 65.259 |
| **Etiopía** | | | 0.007 | | | | | | | |
| **Nueva Zelanda** | | 0.009 | 0.001 | | 0.000 | 0.010 | | | | 0.005 |
| **Suecia** | | | | 0.018 | | 0.076 | 0.020 | | | |
| **Taiwan** | | | | 0.012 | | | | | | |

FUENTE: CNG, ELABORADO CON ESTADÍSTICAS DE COMERCIO EXTERIOR DE BANCOMEXT

**MEXICO, VOLUMEN DE LAS IMPORTACIONES DEFINITIVAS DEL SISTEMA PRODUCTIVO OVICAPRINO**
Cabezas o Toneladas

| FRACCION | DENOMINACION | 1993 | 1994 | 1995 | 1996 | 1997 | 1998 | 1999 | 2000 | 2001 | 2002 | 2003 | 2004 |
|---|---|---|---|---|---|---|---|---|---|---|---|---|---|
| **ANIMALES VIVOS** | | | | | | | | | | | | | |
| 01041001 | Con pedigree o certificado de alto registro. | 440 | 8,631 | 278 | 75,870 | 169,442 | 83,164 | 102,993 | 108,876 | 47,353 | 96,646 | 693 | 0 |
| 01041002 | Para abasto. | 796,570 | 756,089 | 245,419 | 283,664 | 295,346 | 310,194 | 332,711 | 381,318 | 397,614 | 450,455 | 143,442 | 108,740 |
| 01041099 | Los demás. | 7,864 | 3,634 | 1,676 | 1,241 | 1,169 | 461 | 1,217 | 204 | 472 | 23,077 | 821 | 0 |
| 01042001 | Con pedigree o certificado de alto registro. | 718 | 221 | 17 | 183 | 1,014 | 475 | 1,390 | 743 | 479 | 421 | 10 | 0 |
| 01042099 | Los demás. | 50,633 | 50,716 | 14,162 | 115,767 | 82,799 | 94,642 | 64,510 | 54,384 | 38,675 | 30,870 | 21,792 | 3,711 |
| | ***SUMA*** | ***856,225*** | ***819,291*** | ***261,552*** | ***476,725*** | ***549,770*** | ***488,936*** | ***502,821*** | ***545,525*** | ***484,593*** | ***601,469*** | ***166,758*** | ***112,451*** |
| **CARNE FRESCA, REFRIGERADA Y CONGELADA** | | | | | | | | | | | | | |
| 02041001 | Canales o medias canales de cordero, frescas o refrigeradas. | 10 | 0 | 39 | 0 | 15 | 24 | 16 | 38 | 0 | 17 | 0 | 0 |
| 02042101 | En canales o medias canales. | 1 | 7 | 3 | 0 | 74 | 23 | 16 | 0 | 0 | 32 | 0 | 0 |
| 02042201 | Los demás cortes (trozos) | 78 | 196 | 74 | 0 | 0 | 0 | 0 | 0 | 0 | 0 | 0 | 0 |
| 02042299 | Los demás cortes (trozos) sin deshuesar. | 0 | 0 | 0 | 320 | 141 | 158 | 120 | 235 | 242 | 135 | 15 | 167 |
| 02042301 | Deshuesadas. | 342 | 3 | 9 | 9 | 17 | 1 | 4 | 3 | 5 | 6 | 8 | 7 |
| 02043001 | Canales o medias canales de cordero, congeladas. | 2,887 | 2,117 | 791 | 927 | 956 | 1,170 | 1,215 | 4,378 | 4,215 | 1,737 | 324 | 2,004 |
| 02044101 | En canales o medias canales. | 6,618 | 9,670 | 6,277 | 5,444 | 8,339 | 9,491 | 10,182 | 10,107 | 9,731 | 10,839 | 9,896 | 5,395 |
| 02044201 | Los demás cortes (trozos) | 10,117 | 11,755 | 7,976 | 1 | 0 | 0 | 0 | 0 | 0 | 0 | 0 | 0 |
| 02044299 | Los demás cortes (trozos) sin deshuesar. | 0 | 0 | 0 | 6,860 | 11,931 | 15,988 | 22,145 | 29,626 | 34,632 | 34,070 | 29,984 | 48,744 |
| 02044301 | Deshuesadas. | 732 | 42 | 14 | 56 | 75 | 89 | 101 | 13 | 20 | 97 | 47 | 49 |
| 02045001 | Carne de animales de la especie caprina. | 242 | 173 | 5 | 14 | 60 | 298 | 360 | 267 | 50 | 32 | 1 | 10 |
| | ***SUMA*** | ***21,026*** | ***23,964*** | ***15,188*** | ***13,631*** | ***21,607*** | ***27,243*** | ***34,160*** | ***44,667*** | ***48,895*** | ***46,964*** | ***40,276*** | ***56,376*** |
| **DESPOJOS COMESTIBLES FRESCOS, REFRIGERADOS Y CONGELADOS** | | | | | | | | | | | | | |
| 02068001 | Los demás frescos o refrigerados | 95 | 5 | 21 | 0 | 0 | 0 | 0 | 0 | 0 | 0 | 0 | 0 |
| 02068099 | Los demás, frescos o refrigerados. | 0 | 0 | 0 | 45 | 75 | 265 | 19 | 22 | 15 | 0 | 0 | 19 |
| | ***SUMA*** | ***95*** | ***5*** | ***21*** | ***45*** | ***75*** | ***265*** | ***19*** | ***22*** | ***15*** | ***0*** | ***0*** | ***19*** |
| **LANA** | | | | | | | | | | | | | |
| 51011101 | Lana sucia esquilada cuyo rendimiento sea igual o inferior al 75% | 3,305 | 2,598 | 1,727 | 264 | 6 | 2 | 0 | 0 | 0 | 0 | 1 | 7 |
| 51011102 | Lana sucia esquilada cuyo rendimiento sea superior al 75% | 391 | 185 | 81 | 0 | 0 | 0 | 0 | 0 | 0 | 0 | 0 | 0 |
| 51011199 | Los demás sucia esquilada | 0 | 0 | 0 | 10 | 5 | 0 | 2 | 0 | 0 | 0 | 0 | 0 |
| 51011901 | La demás Lana cuyo rendimiento sea igual o inferior al 75% | 0 | 0 | 0 | 0 | 0 | 0 | 0 | 0 | 0 | 0 | 0 | 0 |
| 51011902 | La demás Lana cuyo rendimiento sea superior al 75% | 0 | 0 | 0 | 0 | 0 | 0 | 0 | 0 | 0 | 0 | 0 | 0 |
| 51011999 | Los demás. | 0 | 0 | 0 | 0 | 0 | 0 | 0 | 4 | 0 | 0 | 0 | 0 |
| 51012101 | Lana desgrasada sin carbonizar esquilada cuyo rendimiento sea igual o inferior al 75% | 0 | 0 | 0 | 32 | 168 | 191 | 153 | 341 | 103 | 165 | 85 | 101 |
| 51012102 | Lana desgrasada sin carbonizar esquilada cuyo rendimiento sea superior al 75% | 1,595 | 1,129 | 405 | 0 | 0 | 0 | 0 | 0 | 0 | 0 | 0 | 0 |
| 51012199 | Los demás desgrasada sin carbonizar esquilada | 0 | 0 | 0 | 1,224 | 2,158 | 2,606 | 769 | 2,223 | 1,832 | 1,267 | 950 | 1,062 |
| 51012901 | Lana desgrasada sin carbonizar cuyo rendimiento sea igual o inferior al 75% | 0 | 0 | 0 | 0 | 0 | 0 | 0 | 0 | 0 | 0 | 0 | 0 |
| 51012902 | Lana desgrasada sin carbonizar cuyo rendimiento sea superior al 75% | 45 | 16 | 22 | 0 | 0 | 0 | 0 | 0 | 0 | 0 | 0 | 0 |
| 51012999 | Los demás desgrasada sin carbonizar | 0 | 0 | 0 | 15 | 0 | 0 | 0 | 13 | 39 | 0 | 25 | 0 |
| 51013001 | Lana carbonizada cuyo rendimiento en fibra sea igual o inferior al 75% | 0 | 6 | 0 | 5 | 39 | 69 | 0 | 0 | 9 | 9 | 0 | 0 |
| 51013002 | Lana carbonizada cuyo rendimiento en fibra sea superior al 75% | 8 | 0 | 9 | 0 | 0 | 0 | 0 | 0 | 0 | 0 | 0 | 0 |
| 51013099 | Los demás lana carbonizada | 0 | 0 | 0 | 5 | 81 | 79 | 90 | 132 | 157 | 154 | 138 | 205 |
| | ***SUMA*** | ***5,344*** | ***3,934*** | ***2,243*** | ***1,555*** | ***2,456*** | ***2,948*** | ***1,013*** | ***2,711*** | ***2,140*** | ***1,595*** | ***1,199*** | ***1,375*** |

**FUENTE: CNG, ELABORADO CON ESTADÍSTICAS DE COMERCIO EXTERIOR DE BANCOMEXT**

**MEXICO, VALOR DE LAS IMPORTACIONES DEFINITIVAS DEL SISTEMA PRODUCTIVO OVICAPRINO**
Miles de dólares

| FRACCION | DENOMINACION | 1993 | 1994 | 1995 | 1996 | 1997 | 1998 | 1999 | 2000 | 2001 | 2002 | 2003 | 2004 |
|---|---|---|---|---|---|---|---|---|---|---|---|---|---|
| **ANIMALES VIVOS** | | | | | | | | | | | | | |
| 01041001 | Con pedigree o certificado de alto registro. | 206 | 1,280 | 51 | 4,294 | 11,242 | 5,578 | 6,528 | 7,176 | 3,704 | 6,820 | 270 | 0 |
| 01041002 | Para abasto. | 21,560 | 19,755 | 5,898 | 5,264 | 5,462 | 6,592 | 13,103 | 18,318 | 20,218 | 22,168 | 10,017 | 6,783 |
| 01041099 | Los demás. | 233 | 195 | 57 | 38 | 97 | 22 | 70 | 33 | 170 | 207 | 163 | 0 |
| 01042001 | Con pedigree o certificado de alto registro. | 201 | 293 | 4 | 21 | 154 | 36 | 195 | 107 | 162 | 146 | 5 | 0 |
| 01042099 | Los demás. | 1,250 | 1,328 | 340 | 1,883 | 1,280 | 1,911 | 1,912 | 2,581 | 2,254 | 2,390 | 1,509 | 227 |
| | ***SUMA*** | ***23,452*** | ***22,852*** | ***6,351*** | ***11,501*** | ***18,235*** | ***14,139*** | ***21,808*** | ***28,215*** | ***26,508*** | ***31,732*** | ***11,963*** | ***7,010*** |
| **CARNE FRESCA, REFRIGERADA Y CONGELADA** | | | | | | | | | | | | | |
| 02041001 | Canales o medias canales de cordero, frescas o refrigeradas. | 7 | 0 | 22 | 1 | 4 | 10 | 8 | 28 | 0 | 20 | 0 | 0 |
| 02042101 | En canales o medias canales. | 2 | 16 | 5 | 0 | 132 | 32 | 21 | 0 | 0 | 0 | 6 | 0 |
| 02042201 | Los demás cortes (trozos) | 146 | 459 | 122 | 0 | 0 | 0 | 0 | 0 | 0 | 0 | 0 | 0 |
| 02042299 | Los demás cortes (trozos) sin deshuesar. | 0 | 0 | 0 | 447 | 409 | 386 | 342 | 554 | 418 | 321 | 307 | 498 |
| 02042301 | Deshuesadas. | 201 | 14 | 23 | 9 | 37 | 7 | 33 | 33 | 29 | 33 | 46 | 51 |
| 02043001 | Canales o medias canales de cordero, congeladas. | 3,190 | 2,668 | 883 | 1,345 | 1,398 | 1,304 | 1,235 | 4,445 | 6,105 | 2,211 | 585 | 2,463 |
| 02044101 | En canales o medias canales. | 6,793 | 13,586 | 8,224 | 7,395 | 10,394 | 9,983 | 9,101 | 9,763 | 12,300 | 13,562 | 16,724 | 11,197 |
| 02044201 | Los demás cortes (trozos) | 10,291 | 14,523 | 10,293 | 7 | 0 | 0 | 0 | 0 | 0 | 0 | 0 | 0 |
| 02044299 | Los demás cortes (trozos) sin deshuesar. | 0 | 0 | 0 | 9,189 | 17,002 | 18,168 | 21,517 | 31,164 | 47,563 | 46,732 | 53,778 | 50,986 |
| 02044301 | Deshuesadas. | 461 | 78 | 41 | 101 | 116 | 151 | 129 | 50 | 44 | 156 | 111 | 214 |
| 02045001 | Carne de animales de la especie caprina. | 306 | 302 | 11 | 39 | 103 | 429 | 475 | 383 | 96 | 76 | 2 | 24 |
| | ***SUMA*** | ***21,397*** | ***31,646*** | ***19,623*** | ***18,532*** | ***29,596*** | ***30,471*** | ***32,860*** | ***46,422*** | ***66,556*** | ***63,113*** | ***71,558*** | ***65,433*** |
| **DESPOJOS COMESTIBLES FRESCOS, REFRIGERADOS Y CONGELADOS** | | | | | | | | | | | | | |
| 02068001 | Los demás frescos o refrigerados | 90 | 6 | 15 | 0 | 0 | 0 | 0 | 0 | 0 | 0 | 0 | 0 |
| 02068099 | Los demás, frescos o refrigerados. | 0 | 0 | 0 | 28 | 51 | 114 | 12 | 16 | 13 | 0 | 0 | 13 |
| | ***SUMA*** | ***90*** | ***6*** | ***15*** | ***28*** | ***51*** | ***114*** | ***12*** | ***16*** | ***13*** | ***0*** | ***0*** | ***13*** |
| **LANA** | | | | | | | | | | | | | |
| 51011101 | Lana sucia esquilada cuyo rendimiento sea igual o inferior al 75% | 11,539 | 11,642 | 11,552 | 903 | 22 | 5 | 0 | 0 | 0 | 0 | 0 | 3 |
| 51011102 | Lana sucia esquilada cuyo rendimiento sea superior al 75% | 1,625 | 692 | 686 | 0 | 0 | 0 | 0 | 0 | 0 | 0 | 0 | 0 |
| 51011199 | Los demás sucia esquilada | 0 | 0 | 0 | 19 | 22 | 1 | 5 | 1 | 0 | 0 | 0 | 0 |
| 51011901 | La demás Lana cuyo rendimiento sea igual o inferior al 75% | 0 | 0 | 0 | 0 | 0 | 0 | 0 | 0 | 0 | 0 | 0 | 0 |
| 51011902 | La demás Lana cuyo rendimiento sea superior al 75% | 0 | 0 | 0 | 0 | 0 | 0 | 0 | 0 | 0 | 0 | | 0 |
| 51011999 | Los demás. | 0 | 0 | 0 | 0 | 0 | 2 | 0 | 10 | 0 | 0 | | 1 |
| 51012101 | Lana desgrasada sin carbonizar esquilada cuyo rendimiento sea igual o inferior al 75% | 0 | 0 | 1 | 142 | 795 | 460 | 292 | 909 | 189 | 293 | 134 | 223 |
| 51012102 | Lana desgrasada sin carbonizar esquilada cuyo rendimiento sea superior al 75% | 5,607 | 4,495 | 1,844 | 0 | 0 | 0 | 0 | 0 | 0 | 0 | 0 | 0 |
| 51012199 | Los demás desgrasada sin carbonizar esquilada | 0 | 0 | 0 | 5,505 | 11,301 | 11,224 | 2,629 | 8,064 | 6,929 | 5,003 | 3,655 | 4,768 |
| 51012901 | Lana desgrasada sin carbonizar cuyo rendimiento sea igual o inferior al 75% | 0 | 0 | 0 | 0 | 0 | 0 | 2 | 0 | 0 | 0 | 0 | 0 |
| 51012902 | Lana desgrasada sin carbonizar cuyo rendimiento sea superior al 75% | 136 | 69 | 110 | 0 | 0 | 0 | 0 | 0 | 0 | 0 | 0 | 0 |
| 51012999 | Los demás desgrasada sin carbonizar | 0 | 0 | 0 | 81 | 0 | 0 | 0 | 36 | 89 | 0 | 146 | 0 |
| 51013001 | Lana carbonizada cuyo rendimiento en fibra sea igual o inferior al 75% | 0 | 21 | 0 | 24 | 200 | 302 | 0 | 0 | 32 | 29 | 0 | 0 |
| 51013002 | Lana carbonizada cuyo rendimiento en fibra sea superior al 75% | 21 | 0 | 62 | 0 | 0 | 0 | 0 | 0 | 0 | 0 | 0 | 0 |
| 51013099 | Los demás lana carbonizada | 0 | 0 | 0 | 31 | 419 | 276 | 308 | 439 | 625 | 556 | 626 | 1,068 |
| | ***SUMA*** | ***18,928*** | ***16,920*** | ***14,255*** | ***6,704*** | ***12,758*** | ***12,269*** | ***3,237*** | ***9,458*** | ***7,863*** | ***5,880*** | ***4,561*** | ***6,064*** |
| **TOTAL** | | **63,866** | **71,424** | **40,244** | **36,765** | **60,640** | **56,992** | **57,918** | **84,110** | **100,940** | **100,725** | **88,083** | **78,520** |

**FUENTE: CNG, ELABORADO CON ESTADÍSTICAS DE COMERCIO EXTERIOR DE BANCOMEXT**

**MEXICO, VOLUMEN DE LAS IMPORTACIONES DEFINITIVAS DEL SISTEMA PRODUCTIVO OVICAPRINO**

Cabezas o Toneladas

**2003**

| FRACCION | DENOMINACION | Ene-03 | Feb-03 | Mar-03 | Abr-03 | May-03 | Jun-03 | Jul-03 | Ago-03 | Sep-03 | Oct-03 | Nov-03 | Dic-03 | Total |
|---|---|---|---|---|---|---|---|---|---|---|---|---|---|---|
| **ANIMALES VIVOS** | | | | | | | | | | | | | | |
| 01041001 | Con pedigree o certificado de alto registro. | 169 | 0 | 32 | 0 | 0 | 0 | 48 | 0 | 269 | 0 | 0 | 175 | 693 |
| 01041002 | Para abasto. | 24,174 | 14,060 | 16,117 | 16,143 | 14,793 | 2,972 | 10,424 | 12,080 | 6,566 | 9,337 | 7,107 | 9,669 | 143,442 |
| 01041099 | Los demás. | 96 | 39 | 207 | 0 | 244 | 0 | 0 | 180 | 0 | 0 | 0 | 55 | 821 |
| 01042001 | Con pedigree o certificado de alto registro. | 0 | 0 | 0 | 7 | 3 | 0 | 0 | 0 | 0 | 0 | 0 | 0 | 10 |
| 01042099 | Los demás. | 1,646 | 1,178 | 721 | 1,448 | 2,031 | 3,288 | 2,505 | 1,548 | 1,990 | 1,968 | 1,539 | 1,930 | 21,792 |
| | ***SUMA*** | ***26,085*** | ***15,277*** | ***17,077*** | ***17,598*** | ***17,071*** | ***6,260*** | ***12,977*** | ***13,808*** | ***8,825*** | ***11,305*** | ***8,646*** | ***11,829*** | ***166,758*** |
| **CARNE FRESCA, REFRIGERADA Y CONGELADA** | | | | | | | | | | | | | | |
| 02041001 | Canales o medias canales de cordero, frescas o refrigeradas. | 0 | 0 | 0 | 0 | 0 | 0 | 0 | 0 | 0 | 0 | 0 | 0 | 0 |
| 02042101 | En canales o medias canales. | 0 | 0 | 0 | 0 | 0 | 0 | 0 | 0 | 0 | 0 | 0 | 0 | 0 |
| 02042201 | Los demás cortes (trozos) | 0 | 0 | 0 | 0 | 0 | 0 | 0 | 0 | 0 | 0 | 0 | 0 | 0 |
| 02042299 | Los demás cortes (trozos) sin deshuesar. | 1 | 1 | 0 | 0 | 0 | 0 | 1 | 0 | 1 | 2 | 1 | 9 | 15 |
| 02042301 | Deshuesadas. | 0 | 0 | 0 | 0 | 0 | 0 | 0 | 0 | 1 | 1 | 1 | 5 | 8 |
| 02043001 | Canales o medias canales de cordero, congeladas. | 65 | 0 | 0 | 0 | 10 | 5 | 1 | 15 | 21 | 51 | 75 | 80 | 324 |
| 02044101 | En canales o medias canales. | 1,150 | 945 | 580 | 974 | 930 | 724 | 472 | 480 | 1,164 | 833 | 644 | 1,000 | 9,896 |
| 02044201 | Los demás cortes (trozos) | 0 | 0 | 0 | 0 | 0 | 0 | 0 | 0 | 0 | 0 | 0 | 0 | 0 |
| 02044299 | Los demás cortes (trozos) sin deshuesar. | 2,921 | 3,386 | 3,115 | 3,332 | 3,747 | 2,163 | 1,814 | 1,646 | 2,034 | 1,756 | 1,632 | 2,439 | 29,984 |
| 02044301 | Deshuesadas. | 2 | 0 | 0 | 6 | 1 | 1 | 3 | 0 | 0 | 15 | 14 | 6 | 47 |
| 02045001 | Carne de animales de la especie caprina. | 0 | 0 | 0 | 0 | 0 | 0 | 0 | 0 | 0 | 1 | 0 | 0 | 1 |
| | ***SUMA*** | ***4,139*** | ***4,331*** | ***3,696*** | ***4,312*** | ***4,688*** | ***2,893*** | ***2,291*** | ***2,141*** | ***3,221*** | ***2,659*** | ***2,368*** | ***3,539*** | ***40,276*** |
| **DESPOJOS COMESTIBLES FRESCOS, REFRIGERADOS Y CONGELADOS** | | | | | | | | | | | | | | |
| 02068001 | Los demás frescos o refrigerados | 0 | 0 | 0 | 0 | 0 | 0 | 0 | 0 | 0 | 0 | 0 | 0 | 0 |
| 02068099 | Los demás, frescos o refrigerados. | 0 | 0 | 0 | 0 | 0 | 0 | 0 | 0 | 0 | 0 | 0 | 0 | 0 |
| | ***SUMA*** | ***0*** | ***0*** | ***0*** | ***0*** | ***0*** | ***0*** | ***0*** | ***0*** | ***0*** | ***0*** | ***0*** | ***0*** | ***0*** |
| **LANA** | | | | | | | | | | | | | | |
| 51011101 | Lana sucia esquilada cuyo rendimiento sea igual o inferior al 75% | 0 | 0 | 0 | 0 | 0 | 0 | 0 | 0 | 0 | 1 | 0 | 0 | 1 |
| 51011102 | Lana sucia esquilada cuyo rendimiento sea superior al 75% | 0 | 0 | 0 | 0 | 0 | 0 | 0 | 0 | 0 | 0 | 0 | 0 | 0 |
| 51011199 | Los demás sucia esquilada | 0 | 0 | 0 | 0 | 0 | 0 | 0 | 0 | 0 | 0 | 0 | 0 | 0 |
| 51011901 | La demás Lana cuyo rendimiento sea igual o inferior al 75% | 0 | 0 | 0 | 0 | 0 | 0 | 0 | 0 | 0 | 0 | 0 | 0 | 0 |
| 51011902 | La demás Lana cuyo rendimiento sea superior al 75% | 0 | 0 | 0 | 0 | 0 | 0 | 0 | 0 | 0 | 0 | 0 | 0 | 0 |
| 51011999 | Los demás. | 0 | 0 | 0 | 0 | 0 | 0 | 0 | 0 | 0 | 0 | 0 | 0 | 0 |
| 51012101 | Lana desgrasada sin carbonizar esquilada cuyo rendimiento sea igual o inferior al 75% | 0 | 0 | 25 | 0 | 20 | 20 | 0 | 0 | 0 | 0 | 20 | 0 | 85 |
| 51012102 | Lana desgrasada sin carbonizar esquilada cuyo rendimiento sea superior al 75% | 0 | 0 | 0 | 0 | 0 | 0 | 0 | 0 | 0 | 0 | 0 | 0 | 0 |
| 51012199 | Los demás desgrasada sin carbonizar esquilada | 104 | 78 | 115 | 73 | 195 | 25 | 85 | 90 | 45 | 80 | 24 | 38 | 950 |
| 51012901 | Lana desgrasada sin carbonizar cuyo rendimiento sea igual o inferior al 75% | 0 | 0 | 0 | 0 | 0 | 0 | 0 | 0 | 0 | 0 | 0 | 0 | 0 |
| 51012902 | Lana desgrasada sin carbonizar cuyo rendimiento sea superior al 75% | 0 | 0 | 0 | 0 | 0 | 0 | 0 | 0 | 0 | 0 | 0 | 0 | 0 |
| 51012999 | Los demás desgrasada sin carbonizar | 0 | 0 | 0 | 0 | 0 | 0 | 25 | 0 | 0 | 0 | 0 | 0 | 25 |
| 51013001 | Lana carbonizada cuyo rendimiento en fibra sea igual o inferior al 75% | 0 | 0 | 0 | 0 | 0 | 0 | 0 | 0 | 0 | 0 | 0 | 0 | 0 |
| 51013002 | Lana carbonizada cuyo rendimiento en fibra sea superior al 75% | 0 | 0 | 0 | 0 | 0 | 0 | 0 | 0 | 0 | 0 | 0 | 0 | 0 |
| 51013099 | Los demás lana carbonizada | 0 | 13 | 25 | 22 | 0 | 0 | 20 | 25 | 20 | 0 | 13 | 0 | 138 |
| | ***SUMA*** | ***104*** | ***91*** | ***164*** | ***95*** | ***214*** | ***45*** | ***130*** | ***115*** | ***65*** | ***81*** | ***57*** | ***38*** | ***1,199*** |

**FUENTE: CNG, ELABORADO CON ESTADÍSTICAS DE COMERCIO EXTERIOR DE BANCOMEXT**

**MEXICO, VALOR DE LAS IMPORTACIONES DEFINITIVAS DEL SISTEMA PRODUCTIVO OVICAPRINO**
Miles de dólares

**2003**

| FRACCION | DENOMINACION | Ene-03 | Feb-03 | Mar-03 | Abr-03 | May-03 | Jun-03 | Jul-03 | Ago-03 | Sep-03 | Oct-03 | Nov-03 | Dic-03 | Total |
|---|---|---|---|---|---|---|---|---|---|---|---|---|---|---|
| **ANIMALES VIVOS** | | | | | | | | | | | | | | |
| 01041001 | Con pedigree o certificado de alto registro. | 34 | 0 | 11 | 0 | 0 | 0 | 38 | 0 | 142 | 0 | 0 | 46 | 270 |
| 01041002 | Para abasto. | 1,407 | 961 | 1,285 | 1,163 | 1,065 | 203 | 743 | 816 | 455 | 666 | 522 | 732 | 10,017 |
| 01041099 | Los demás. | 12 | 75 | 20 | 0 | 26 | 0 | 0 | 14 | 0 | 0 | 0 | 16 | 163 |
| 01042001 | Con pedigree o certificado de alto registro. | 0 | 0 | 0 | 1 | 4 | 0 | 0 | 0 | 0 | 0 | 0 | 0 | 5 |
| 01042099 | Los demás. | 79 | 65 | 42 | 74 | 119 | 191 | 152 | 91 | 124 | 125 | 235 | 213 | 1,509 |
| | ***SUMA*** | ***1,531*** | ***1,102*** | ***1,357*** | ***1,239*** | ***1,213*** | ***393*** | ***933*** | ***921*** | ***721*** | ***790*** | ***757*** | ***1,006*** | ***11,963*** |
| **CARNE FRESCA, REFRIGERADA Y CONGELADA** | | | | | | | | | | | | | | |
| 02041001 | Canales o medias canales de cordero, frescas o refrigeradas. | 0 | 0 | 0 | 0 | 0 | 0 | 0 | 0 | 0 | 0 | 0 | 0 | 0 |
| 02042101 | En canales o medias canales. | 0 | 0 | 0 | 0 | 0 | 0 | 0 | 0 | 0 | 0 | 6 | 0 | 6 |
| 02042201 | Los demás cortes (trozos) | 0 | 0 | 0 | 0 | 0 | 0 | 0 | 0 | 0 | 0 | 0 | 0 | 0 |
| 02042299 | Los demás cortes (trozos) sin deshuesar. | 10 | 25 | 15 | 0 | 5 | 5 | 14 | 0 | 22 | 45 | 22 | 144 | 307 |
| 02042301 | Deshuesadas. | 0 | 0 | 0 | 0 | 0 | 0 | 0 | 0 | 4 | 5 | 6 | 31 | 46 |
| 02043001 | Canales o medias canales de cordero, congeladas. | 101 | 0 | 1 | 0 | 32 | 17 | 2 | 48 | 34 | 85 | 106 | 158 | 585 |
| 02044101 | En canales o medias canales. | 1,454 | 1,150 | 944 | 1,482 | 1,512 | 1,144 | 832 | 876 | 2,239 | 1,554 | 1,315 | 2,223 | 16,724 |
| 02044201 | Los demás cortes (trozos) | 0 | 0 | 0 | 0 | 0 | 0 | 0 | 0 | 0 | 0 | 0 | 0 | 0 |
| 02044299 | Los demás cortes (trozos) sin deshuesar. | 4,061 | 4,290 | 5,544 | 6,146 | 7,043 | 4,145 | 3,577 | 3,183 | 3,913 | 3,470 | 3,220 | 5,187 | 53,778 |
| 02044301 | Deshuesadas. | 6 | 0 | 1 | 12 | 9 | 8 | 16 | 1 | 2 | 20 | 20 | 15 | 111 |
| 02045001 | Carne de animales de la especie caprina. | 0 | 0 | 0 | 0 | 0 | 0 | 0 | 0 | 0 | 2 | 0 | 0 | 2 |
| | ***SUMA*** | ***5,633*** | ***5,465*** | ***6,505*** | ***7,640*** | ***8,601*** | ***5,319*** | ***4,441*** | ***4,108*** | ***6,214*** | ***5,181*** | ***4,695*** | ***7,757*** | ***71,558*** |
| **DESPOJOS COMESTIBLES FRESCOS, REFRIGERADOS Y CONGELADOS** | | | | | | | | | | | | | | |
| 02068001 | Los demás frescos o refrigerados | 0 | 0 | 0 | 0 | 0 | 0 | 0 | 0 | 0 | 0 | 0 | 0 | 0 |
| 02068099 | Los demás, frescos o refrigerados. | 0 | 0 | 0 | 0 | 0 | 0 | 0 | 0 | 0 | 0 | 0 | 0 | 0 |
| | ***SUMA*** | ***0*** | ***0*** | ***0*** | ***0*** | ***0*** | ***0*** | ***0*** | ***0*** | ***0*** | ***0*** | ***0*** | ***0*** | ***0*** |
| **LANA** | | | | | | | | | | | | | | |
| 51011101 | Lana sucia esquilada cuyo rendimiento sea igual o inferior al 75% | 0 | 0 | 0 | 0 | 0 | 0 | 0 | 0 | 0 | 0 | 0 | 0 | 0 |
| 51011102 | Lana sucia esquilada cuyo rendimiento sea superior al 75% | 0 | 0 | 0 | 0 | 0 | 0 | 0 | 0 | 0 | 0 | 0 | 0 | 0 |
| 51011199 | Los demás sucia esquilada | 0 | 0 | 0 | 0 | 0 | 0 | 0 | 0 | 0 | 0 | 0 | 0 | 0 |
| 51011901 | La demás Lana cuyo rendimiento sea igual o inferior al 75% | 0 | 0 | 0 | 0 | 0 | 0 | 0 | 0 | 0 | 0 | 0 | 0 | 0 |
| 51011902 | La demás Lana cuyo rendimiento sea superior al 75% | 0 | 0 | 0 | 0 | 0 | 0 | 0 | 0 | 0 | 0 | 0 | 0 | 0 |
| 51011999 | Los demás. | 0 | 0 | 0 | 0 | 0 | 0 | 0 | 0 | 0 | 0 | 0 | 0 | 0 |
| 51012101 | Lana desgrasada sin carbonizar esquilada cuyo rendimiento sea igual o inferior al 75% | 0 | 0 | 38 | 0 | 31 | 34 | 0 | 0 | 0 | 0 | 31 | 0 | 134 |
| 51012102 | Lana desgrasada sin carbonizar esquilada cuyo rendimiento sea superior al 75% | 0 | 0 | 0 | 0 | 0 | 0 | 0 | 0 | 0 | 0 | 0 | 0 | 0 |
| 51012199 | Los demás desgrasada sin carbonizar esquilada | 351 | 310 | 368 | 330 | 729 | 95 | 336 | 384 | 222 | 332 | 81 | 117 | 3,655 |
| 51012901 | Lana desgrasada sin carbonizar cuyo rendimiento sea igual o inferior al 75% | 0 | 0 | 0 | 0 | 0 | 0 | 0 | 0 | 0 | 0 | 0 | 0 | 0 |
| 51012902 | Lana desgrasada sin carbonizar cuyo rendimiento sea superior al 75% | 0 | 0 | 0 | 0 | 0 | 0 | 0 | 0 | 0 | 0 | 0 | 0 | 0 |
| 51012999 | Los demás desgrasada sin carbonizar | 0 | 0 | 0 | 0 | 0 | 0 | 146 | 0 | 0 | 0 | 0 | 0 | 146 |
| 51013001 | Lana carbonizada cuyo rendimiento en fibra sea igual o inferior al 75% | 0 | 0 | 0 | 0 | 0 | 0 | 0 | 0 | 0 | 0 | 0 | 0 | 0 |
| 51013002 | Lana carbonizada cuyo rendimiento en fibra sea superior al 75% | 0 | 0 | 0 | 0 | 0 | 0 | 0 | 0 | 0 | 0 | 0 | 0 | 0 |
| 51013099 | Los demás lana carbonizada | 0 | 60 | 111 | 98 | 0 | 0 | 94 | 112 | 94 | 0 | 57 | 0 | 626 |
| | ***SUMA*** | ***351*** | ***370*** | ***518*** | ***428*** | ***759*** | ***130*** | ***576*** | ***496*** | ***316*** | ***333*** | ***168*** | ***117*** | ***4,561*** |
| **TOTAL** | | **7,515** | **6,936** | **8,380** | **9,307** | **10,573** | **5,842** | **5,950** | **5,526** | **7,250** | **6,304** | **5,620** | **8,880** | **88,083** |

**FUENTE: CNG, ELABORADO CON ESTADÍSTICAS DE COMERCIO EXTERIOR DE BANCOMEXT**

**MEXICO, VOLUMEN DE LAS IMPORTACIONES DEFINITIVAS DEL SISTEMA PRODUCTIVO OVICAPRINO**

Cabezas o Toneladas

**2004**

| FRACCION | DENOMINACION | Ene-04 | Feb-04 | Mar-04 | Abr-04 | May-04 | Jun-04 | Jul-04 | Ago-04 | Sep-04 | Oct-04 | Nov-04 | Dic-04 | Total |
|---|---|---|---|---|---|---|---|---|---|---|---|---|---|---|
| **ANIMALES VIVOS** | | | | | | | | | | | | | | |
| 01041001 | Con pedigree o certificado de alto registro. | 0 | 0 | 0 | 0 | 0 | 0 | 0 | 0 | 0 | 0 | 0 | 0 | 0 |
| 01041002 | Para abasto. | 8,203 | 5,471 | 350 | 8,142 | 10,197 | 30,702 | 8,477 | 7,479 | 6,762 | 6,274 | 7,418 | 9,265 | 108,740 |
| 01041099 | Los demás. | 0 | 0 | 0 | 0 | 0 | 0 | 0 | 0 | 0 | 0 | 0 | 0 | 0 |
| 01042001 | Con pedigree o certificado de alto registro. | 0 | 0 | 0 | 0 | 0 | 0 | 0 | 0 | 0 | 0 | 0 | 0 | 0 |
| 01042099 | Los demás. | 638 | 457 | 0 | 0 | 510 | 0 | 0 | 0 | 0 | 1,523 | 583 | 0 | 3,711 |
| | ***SUMA*** | ***8,841*** | ***5,928*** | ***350*** | ***8,142*** | ***10,707*** | ***30,702*** | ***8,477*** | ***7,479*** | ***6,762*** | ***7,797*** | ***8,001*** | ***9,265*** | ***112,451*** |
| **CARNE FRESCA, REFRIGERADA Y CONGELADA** | | | | | | | | | | | | | | |
| 02041001 | Canales o medias canales de cordero, frescas o refrigeradas. | 0 | 0 | 0 | 0 | 0 | 0 | 0 | 0 | 0 | 0 | 0 | 0 | 0 |
| 02042101 | En canales o medias canales. | 0 | 0 | 0 | 0 | 0 | 0 | 0 | 0 | 0 | 0 | 0 | 0 | 0 |
| 02042201 | Los demás cortes (trozos) | 0 | 0 | 0 | 0 | 0 | 0 | 0 | 0 | 0 | 0 | 0 | 0 | 0 |
| 02042299 | Los demás cortes (trozos) sin deshuesar. | 0 | 24 | 0 | 1 | 1 | 1 | 1 | 47 | 70 | 0 | 3 | 19 | 167 |
| 02042301 | Deshuesadas. | 0 | 0 | 0 | 2 | 1 | 0 | 1 | 0 | 1 | 0 | 1 | 1 | 7 |
| 02043001 | Canales o medias canales de cordero, congeladas. | 195 | 51 | 50 | 187 | 169 | 69 | 116 | 183 | 202 | 154 | 235 | 395 | 2,004 |
| 02044101 | En canales o medias canales. | 725 | 295 | 789 | 759 | 384 | 517 | 378 | 164 | 199 | 205 | 358 | 624 | 5,395 |
| 02044201 | Los demás cortes (trozos) | 0 | 0 | 0 | 0 | 0 | 0 | 0 | 0 | 0 | 0 | 0 | 0 | 0 |
| 02044299 | Los demás cortes (trozos) sin deshuesar. | 2,369 | 2,328 | 3,764 | 2,721 | 1,926 | 25,168 | 1,665 | 1,601 | 1,469 | 1,651 | 1,555 | 2,526 | 48,744 |
| 02044301 | Deshuesadas. | 0 | 0 | 1 | 2 | 5 | 2 | 1 | 3 | 0 | 4 | 20 | 11 | 49 |
| 02045001 | Carne de animales de la especie caprina. | 0 | 0 | 0 | 0 | 0 | 0 | 0 | 0 | 0 | 10 | 0 | 0 | 10 |
| | ***SUMA*** | ***3,290*** | ***2,698*** | ***4,603*** | ***3,672*** | ***2,484*** | ***25,756*** | ***2,162*** | ***1,999*** | ***1,941*** | ***2,023*** | ***2,171*** | ***3,577*** | ***56,376*** |
| **DESPOJOS COMESTIBLES FRESCOS, REFRIGERADOS Y CONGELADOS** | | | | | | | | | | | | | | |
| 02068001 | Los demás frescos o refrigerados | 0 | 0 | 0 | 0 | 0 | 0 | 0 | 0 | 0 | 0 | 0 | 0 | 0 |
| 02068099 | Los demás, frescos o refrigerados. | 19 | 0 | 0 | 0 | 0 | 0 | 0 | 0 | 0 | 0 | 0 | 0 | 19 |
| | ***SUMA*** | ***19*** | ***0*** | ***0*** | ***0*** | ***0*** | ***0*** | ***0*** | ***0*** | ***0*** | ***0*** | ***0*** | ***0*** | ***19*** |
| **LANA** | | | | | | | | | | | | | | |
| 51011101 | Lana sucia esquilada cuyo rendimiento sea igual o inferior al 75% | 0 | 2 | 0 | 0 | 0 | 0 | 0 | 0 | 4 | 0 | 0 | 0 | 7 |
| 51011102 | Lana sucia esquilada cuyo rendimiento sea superior al 75% | 0 | 0 | 0 | 0 | 0 | 0 | 0 | 0 | 0 | 0 | 0 | 0 | 0 |
| 51011199 | Los demás sucia esquilada | 0 | 0 | 0 | 0 | 0 | 0 | 0 | 0 | 0 | 0 | 0 | 0 | 0 |
| 51011901 | La demás Lana cuyo rendimiento sea igual o inferior al 75% | 0 | 0 | 0 | 0 | 0 | 0 | 0 | 0 | 0 | 0 | 0 | 0 | 0 |
| 51011902 | La demás Lana cuyo rendimiento sea superior al 75% | 0 | 0 | 0 | 0 | 0 | 0 | 0 | 0 | 0 | 0 | 0 | 0 | 0 |
| 51011999 | Los demás. | 0 | 0 | 0 | 0 | 0 | 0 | 0 | 0 | 0 | 0 | 0 | 0 | 0 |
| 51012101 | Lana desgrasada sin carbonizar esquilada cuyo rendimiento sea igual o inferior al 75% | 0 | 0 | 0 | 20 | 0 | 0 | 22 | 20 | 0 | 2 | 25 | 11 | 101 |
| 51012102 | Lana desgrasada sin carbonizar esquilada cuyo rendimiento sea superior al 75% | 0 | 0 | 0 | 0 | 0 | 0 | 0 | 0 | 0 | 0 | 0 | 0 | 0 |
| 51012199 | Los demás desgrasada sin carbonizar esquilada | 118 | 97 | 102 | 177 | 96 | 34 | 94 | 45 | 20 | 105 | 130 | 44 | 1,062 |
| 51012901 | Lana desgrasada sin carbonizar cuyo rendimiento sea igual o inferior al 75% | 0 | 0 | 0 | 0 | 0 | 0 | 0 | 0 | 0 | 0 | 0 | 0 | 0 |
| 51012902 | Lana desgrasada sin carbonizar cuyo rendimiento sea superior al 75% | 0 | 0 | 0 | 0 | 0 | 0 | 0 | 0 | 0 | 0 | 0 | 0 | 0 |
| 51012999 | Los demás desgrasada sin carbonizar | 0 | 0 | 0 | 0 | 0 | 0 | 0 | 0 | 0 | 0 | 0 | 0 | 0 |
| 51013001 | Lana carbonizada cuyo rendimiento en fibra sea igual o inferior al 75% | 0 | 0 | 0 | 0 | 0 | 0 | 0 | 0 | 0 | 0 | 0 | 0 | 0 |
| 51013002 | Lana carbonizada cuyo rendimiento en fibra sea superior al 75% | 0 | 0 | 0 | 0 | 0 | 0 | 0 | 0 | 0 | 0 | 0 | 0 | 0 |
| 51013099 | Los demás lana carbonizada | 15 | 12 | 28 | 0 | 36 | 0 | 32 | 30 | 21 | 10 | 10 | 10 | 205 |
| | ***SUMA*** | ***134*** | ***111*** | ***130*** | ***197*** | ***133*** | ***34*** | ***148*** | ***95*** | ***46*** | ***117*** | ***165*** | ***65*** | ***1,375*** |

**FUENTE: CNG, ELABORADO CON ESTADÍSTICAS DE COMERCIO EXTERIOR DE BANCOMEXT**

**MEXICO, VALOR DE LAS IMPORTACIONES DEFINITIVAS DEL SISTEMA PRODUCTIVO OVICAPRINO**
Miles de dólares

| | | 2004 | | | | | | | | | | | | |
|---|---|---|---|---|---|---|---|---|---|---|---|---|---|---|
| **FRACCION** | **DENOMINACION** | **Ene-04** | **Feb-04** | **Mar-04** | **Abr-04** | **May-04** | **Jun-04** | **Jul-04** | **Ago-04** | **Sep-04** | **Oct-04** | **Nov-04** | **Dic-04** | **Total** |
| **ANIMALES VIVOS** | | | | | | | | | | | | | | |
| 01041001 | Con pedigree o certificado de alto registro. | 0 | 0 | 0 | 0 | 0 | 0 | 0 | 0 | 0 | 0 | 0 | 0 | 0 |
| 01041002 | Para abasto. | 609 | 403 | 23 | 623 | 795 | 612 | 655 | 609 | 537 | 501 | 629 | 786 | 6,783 |
| 01041099 | Los demás. | 0 | 0 | 0 | 0 | 0 | 0 | 0 | 0 | 0 | 0 | 0 | 0 | 0 |
| 01042001 | Con pedigree o certificado de alto registro. | 0 | 0 | 0 | 0 | 0 | 0 | 0 | 0 | 0 | 0 | 0 | 0 | 0 |
| 01042099 | Los demás. | 37 | 28 | 0 | 0 | 21 | 0 | 0 | 0 | 0 | 101 | 39 | 0 | 227 |
| | ***SUMA*** | ***646*** | ***430*** | ***23*** | ***623*** | ***817*** | ***612*** | ***655*** | ***609*** | ***537*** | ***602*** | ***669*** | ***786*** | ***7,010*** |
| **CARNE FRESCA, REFRIGERADA Y CONGELADA** | | | | | | | | | | | | | | |
| 02041001 | Canales o medias canales de cordero, frescas o refrigeradas. | 0 | 0 | 0 | 0 | 0 | 0 | 0 | 0 | 0 | 0 | 0 | 0 | 0 |
| 02042101 | En canales o medias canales. | 0 | 0 | 0 | 0 | 0 | 0 | 0 | 0 | 0 | 0 | 0 | 0 | 0 |
| 02042201 | Los demás cortes (trozos) | 0 | 0 | 0 | 0 | 0 | 0 | 0 | 0 | 0 | 0 | 0 | 0 | 0 |
| 02042299 | Los demás cortes (trozos) sin deshuesar. | 2 | 28 | 0 | 25 | 11 | 15 | 21 | 122 | 181 | 0 | 51 | 42 | 498 |
| 02042301 | Deshuesadas. | 3 | 0 | 0 | 11 | 6 | 3 | 4 | 3 | 5 | 0 | 11 | 4 | 51 |
| 02043001 | Canales o medias canales de cordero, congeladas. | 391 | 51 | 50 | 190 | 172 | 70 | 118 | 182 | 209 | 184 | 301 | 546 | 2,463 |
| 02044101 | En canales o medias canales. | 1,531 | 584 | 1,550 | 1,511 | 729 | 1,108 | 800 | 356 | 424 | 449 | 792 | 1,364 | 11,197 |
| 02044201 | Los demás cortes (trozos) | 0 | 0 | 0 | 0 | 0 | 0 | 0 | 0 | 0 | 0 | 0 | 0 | 0 |
| 02044299 | Los demás cortes (trozos) sin deshuesar. | 5,292 | 4,402 | 7,892 | 5,677 | 4,046 | 3,505 | 3,266 | 3,179 | 2,963 | 2,921 | 2,859 | 4,985 | 50,986 |
| 02044301 | Deshuesadas. | 6 | 5 | 5 | 16 | 39 | 12 | 2 | 22 | 0 | 29 | 55 | 25 | 214 |
| 02045001 | Carne de animales de la especie caprina. | 0 | 0 | 0 | 0 | 0 | 0 | 0 | 0 | 0 | 24 | 0 | 0 | 24 |
| | ***SUMA*** | ***7,226*** | ***5,069*** | ***9,497*** | ***7,430*** | ***5,003*** | ***4,713*** | ***4,211*** | ***3,863*** | ***3,782*** | ***3,607*** | ***4,067*** | ***6,966*** | ***65,433*** |
| **DESPOJOS COMESTIBLES FRESCOS, REFRIGERADOS Y CONGELADOS** | | | | | | | | | | | | | | |
| 02068001 | Los demás frescos o refrigerados | 0 | 0 | 0 | 0 | 0 | 0 | 0 | 0 | 0 | 0 | 0 | 0 | 0 |
| 02068099 | Los demás, frescos o refrigerados. | 13 | 0 | 0 | 0 | 0 | 0 | 0 | 0 | 0 | 0 | 0 | 0 | 13 |
| | ***SUMA*** | ***13*** | ***0*** | ***0*** | ***0*** | ***0*** | ***0*** | ***0*** | ***0*** | ***0*** | ***0*** | ***0*** | ***0*** | ***13*** |
| **LANA** | | | | | | | | | | | | | | |
| 51011101 | Lana sucia esquilada cuyo rendimiento sea igual o inferior al 75% | 0 | 1 | 0 | 0 | 0 | 0 | 0 | 0 | 2 | 0 | 0 | 0 | 3 |
| 51011102 | Lana sucia esquilada cuyo rendimiento sea superior al 75% | 0 | 0 | 0 | 0 | 0 | 0 | 0 | 0 | 0 | 0 | 0 | 0 | 0 |
| 51011199 | Los demás sucia esquilada | 0 | 0 | 0 | 0 | 0 | 0 | 0 | 0 | 0 | 0 | 0 | 0 | 0 |
| 51011901 | La demás Lana cuyo rendimiento sea igual o inferior al 75% | 0 | 0 | 0 | 0 | 0 | 0 | 0 | 0 | 0 | 0 | 0 | 0 | 0 |
| 51011902 | La demás Lana cuyo rendimiento sea superior al 75% | 0 | 0 | 0 | 0 | 0 | 0 | 0 | 0 | 0 | 0 | 0 | 0 | 0 |
| 51011999 | Los demás. | 0 | 0 | 0 | 0 | 0 | 0 | 0 | 0 | 0 | 0 | 1 | 0 | 1 |
| 51012101 | Lana desgrasada sin carbonizar esquilada cuyo rendimiento sea igual o inferior al 75% | 0 | 0 | 0 | 30 | 0 | 0 | 82 | 34 | 0 | 9 | 48 | 21 | 223 |
| 51012102 | Lana desgrasada sin carbonizar esquilada cuyo rendimiento sea superior al 75% | 0 | 0 | 0 | 0 | 0 | 0 | 0 | 0 | 0 | 0 | 0 | 0 | 0 |
| 51012199 | Los demás desgrasada sin carbonizar esquilada | 525 | 502 | 406 | 740 | 420 | 168 | 451 | 271 | 120 | 377 | 590 | 197 | 4,768 |
| 51012901 | Lana desgrasada sin carbonizar cuyo rendimiento sea igual o inferior al 75% | 0 | 0 | 0 | 0 | 0 | 0 | 0 | 0 | 0 | 0 | 0 | 0 | 0 |
| 51012902 | Lana desgrasada sin carbonizar cuyo rendimiento sea superior al 75% | 0 | 0 | 0 | 0 | 0 | 0 | 0 | 0 | 0 | 0 | 0 | 0 | 0 |
| 51012999 | Los demás desgrasada sin carbonizar | 0 | 0 | 0 | 0 | 0 | 0 | 0 | 0 | 0 | 0 | 0 | 0 | 0 |
| 51013001 | Lana carbonizada cuyo rendimiento en fibra sea igual o inferior al 75% | 0 | 0 | 0 | 0 | 0 | 0 | 0 | 0 | 0 | 0 | 0 | 0 | 0 |
| 51013002 | Lana carbonizada cuyo rendimiento en fibra sea superior al 75% | 0 | 0 | 0 | 0 | 0 | 0 | 0 | 0 | 0 | 0 | 0 | 0 | 0 |
| 51013099 | Los demás lana carbonizada | 65 | 54 | 163 | 0 | 219 | 0 | 179 | 175 | 75 | 40 | 51 | 49 | 1,068 |
| | ***SUMA*** | ***590*** | ***557*** | ***569*** | ***770*** | ***639*** | ***168*** | ***712*** | ***480*** | ***197*** | ***426*** | ***689*** | ***267*** | ***6,064*** |
| **TOTAL** | | **8,475** | **6,057** | **10,088** | **8,823** | **6,459** | **5,494** | **5,578** | **4,952** | **4,516** | **4,634** | **5,425** | **8,019** | **78,520** |

**FUENTE: CNG, ELABORADO CON ESTADÍSTICAS DE COMERCIO EXTERIOR DE BANCOMEXT**

**PAÍS DE ORIGEN DE ALGUNOS PRODUCTOS IMPORTADOS**

**01041002 Ovinos para abasto**

*Cantidad (Cabezas)*

| País | 1995 | 1996 | 1997 | 1998 | 1999 | 2000 | 2001 | 2002 | 2003 | 2004 |
|---|---|---|---|---|---|---|---|---|---|---|
| ***Total*** | ***245,419*** | ***283,664*** | ***295,346*** | ***310,194*** | ***332,711*** | ***381,318*** | ***397,614*** | ***450,455*** | ***143,442*** | ***108,740*** |
| Australia | | | | 1,970 | | | 5,000 | 24,888 | | |
| Canadá | | | | | | | | 7,123 | 4,582 | |
| Estados Unidos | 245,419 | 283,664 | 295,346 | 308,224 | 332,711 | 381,318 | 392,614 | 418,444 | 138,860 | 108,740 |

*Millones de Dólares Americanos*

| País | 1995 | 1996 | 1997 | 1998 | 1999 | 2000 | 2001 | 2002 | 2003 | 2004 |
|---|---|---|---|---|---|---|---|---|---|---|
| ***Total*** | ***5.898*** | ***5.264*** | ***5.462*** | ***6.592*** | ***13.103*** | ***18.318*** | ***20.218*** | ***22.168*** | ***10.017*** | ***6.783*** |
| Australia | | | | 0.090 | | | 0.250 | 1.170 | | |
| Canadá | | | | | | | | 0.405 | 0.206 | |
| Estados Unidos | 5.898 | 5.264 | 5.462 | 6.503 | 13.103 | 18.318 | 19.968 | 20.593 | 9.810 | 6.783 |

FUENTE: CNOG, ELABORADO CON ESTADÍSTICAS DE COMERCIO EXTERIOR DE BANCOMEXT.

**02044299 Los demás cortes (trozos) sin deshuesar.**

*Cantidad (Kilogramos)*

| País | 1995 | 1996 | 1997 | 1998 | 1999 | 2000 | 2001 | 2002 | 2003 | 2004 |
|---|---|---|---|---|---|---|---|---|---|---|
| ***Total*** | | ***6,860,142*** | ***11,930,592*** | ***15,987,936*** | ***22,144,943*** | ***29,625,915*** | ***34,632,247*** | ***34,070,054*** | ***29,983,754*** | ***48,744,415*** |
| **Afganistán** | | | | 907 | | | | | | |
| **Argentina** | | | | 454 | | | | | | |
| **Australia** | | 2,241,179 | 4,960,325 | 7,924,384 | 11,044,645 | 15,399,705 | 14,802,892 | 14,013,587 | 9,888,236 | 31,064,752 |
| **Austria** | | 14,197 | 872 | 12,201 | 14,024 | | | | 55,969 | |
| **Brasil** | | | 2,817 | | | | | | | |
| **Canadá** | | | 33,962 | 49,008 | 29,809 | 47,417 | 15,064 | 54,720 | 37,467 | |
| **Chile** | | 18,310 | 239,362 | 438,241 | 749,048 | 505,131 | 1,004,102 | 673,968 | 929,703 | 1,069,169 |
| **Dinamarca** | | | | | | 431 | 211 | | | |
| **Estados Unidos** | | 2,742,877 | 2,503,181 | 2,664,060 | 2,685,934 | 2,326,539 | 3,034,898 | 4,275,850 | 3,006,885 | 1,806,130 |
| **Francia** | | | | 13,626 | | | | | | |
| **Hong Kong** | | | | | | 49,897 | | | | |
| **Países no declara** | | | | | | | | 18,447 | | |
| **Noruega** | | | | | 15,164 | | | | | |
| **Nueva Zelanda** | | 1,843,579 | 4,190,073 | 4,885,055 | 7,606,319 | 11,296,785 | 15,775,080 | 15,033,482 | 16,065,494 | 14,804,364 |
| **Uruguay** | | | | | | 10 | | | | |

*Millones de Dólares Americanos*

| País | 1995 | 1996 | 1997 | 1998 | 1999 | 2000 | 2001 | 2002 | 2003 | 2004 |
|---|---|---|---|---|---|---|---|---|---|---|
| ***Total*** | | ***9.189*** | ***17.002*** | ***18.168*** | ***21.517*** | ***31.164*** | ***47.563*** | ***46.732*** | ***53.778*** | ***50.986*** |
| **Afganistán** | | | | 0.001 | | | | | | |
| **Argentina** | | | | 0.000 | | | | | | |
| **Australia** | | 2.947 | 6.244 | 7.973 | 9.646 | 15.025 | 20.200 | 20.176 | 18.010 | 16.087 |
| **Austria** | | 0.025 | 0.006 | 0.017 | 0.018 | | | | 0.080 | |
| **Brasil** | | | 0.009 | | | | | | | |
| **Canadá** | | | 0.031 | 0.030 | 0.033 | 0.055 | 0.028 | 0.075 | 0.084 | |
| **Chile** | | 0.021 | 0.358 | 0.656 | 1.180 | 0.724 | 1.436 | 0.974 | 1.608 | 1.985 |
| **Dinamarca** | | | | | | 0.007 | 0.003 | | | |
| **Estados Unidos** | | 3.067 | 3.791 | 2.962 | 3.354 | 3.424 | 3.468 | 4.234 | 4.957 | 3.683 |
| **Francia** | | | | 0.020 | | | | | | |
| **Hong Kong** | | | | | | 0.051 | | | | |
| **Países no declara** | | | | | | | | 0.033 | | |
| **Noruega** | | | | | 0.033 | | | | | |
| **Nueva Zelanda** | | 3.129 | 6.563 | 6.508 | 7.253 | 11.879 | 22.428 | 21.240 | 29.039 | 29.230 |
| **Uruguay** | | | | | | 0.000 | | | | |

FUENTE: CNG, ELABORADO CON ESTADÍSTICAS DE COMERCIO EXTERIOR DE BANCOMEXT

**MEXICO, VOLUMEN DE LAS IMPORTACIONES DEFINITIVAS DEL SISTEMA PRODUCTIVO AVÍCOLA**

Cabezas o Toneladas

| FRACCION | DENOMINACION | 1993 | 1994 | 1995 | 1996 | 1997 | 1998 | 1999 | 2000 | 2001 | 2002 | 2003 | 2004 |
|---|---|---|---|---|---|---|---|---|---|---|---|---|---|
| **ANIMALES VIVOS** | | | | | | | | | | | | | |
| 01051101 | Cuando no necesiten alimento durante su transporte. | 1,205,100 | 1,499,220 | 943,225 | 1,363,834 | 2,333,326 | 6,712,785 | 2,362,086 | 2,920,895 | 1,406,490 | 1,747,136 | 1,809,324 | 1,706,329 |
| 01051102 | Aves progenitores recién nacidas, con certificado de alto registro, cuando se importe un máximo de 18,000 cabezas por cada operación. | 509,206 | 465,627 | 582,126 | 743,876 | 742,972 | 777,806 | 554,839 | 509,754 | 482,725 | 629,303 | 529,127 | 496,017 |
| 01051199 | Los demás. | 5,330 | 36,000 | 46,800 | 3,318 | 1,697 | 0 | 9,820 | 61,255 | 39,534 | 80,330 | 0 | 206,608 |
| 01051201 | Pavos (gallipavos). | 0 | 0 | 0 | 485,931 | 738,146 | 1,532,251 | 1,515,633 | 2,167,148 | 2,101,335 | 7,508,524 | 1,972,640 | 1,720,841 |
| 01051999 | Los demás. | 264,657 | 251,813 | 222,818 | 129,713 | 132,280 | 173,130 | 219,310 | 245,677 | 285,330 | 23,098 | 38,528 | 23,428 |
| 01059101 | Gallos de pelea | 2,425 | 2,609 | 2,331 | 0 | 0 | 0 | 0 | 0 | 0 | 0 | 0 | 0 |
| 01059199 | Los demás | 50 | 212 | 188 | 0 | 0 | 0 | 0 | 0 | 0 | 0 | 0 | 0 |
| 01059201 | Gallos de pelea. | 0 | 0 | 0 | 990 | 578 | 107 | 102 | 221 | 364 | 207 | 49 | 48 |
| 01059299 | Los demás. | 0 | 0 | 0 | 62 | 43 | 24 | 47 | 27 | 203 | 33 | 0 | 0 |
| 01059301 | Gallos de pelea. | 0 | 0 | 0 | 470 | 249 | 226 | 19 | 80 | 70 | 218 | 49 | 0 |
| 01059399 | Los demás. | 0 | 0 | 0 | 21 | 101 | 52 | 6 | 0 | 10 | 0 | 5 | 0 |
| 01059999 | Los demás. | 4,065 | 4,660 | 701 | 1 | 8 | 78 | 284 | 219 | 53 | 168 | 13 | 68 |
| | ***SUMA*** | ***1,990,833*** | ***2,260,141*** | ***1,798,189*** | ***2,728,216*** | ***3,949,400*** | ***9,196,459*** | ***4,662,146*** | ***5,905,276*** | ***4,316,114*** | ***9,989,017*** | ***4,349,735*** | ***4,153,339*** |
| **CARNE Y DESPOJOS FRESCOS, REFRIGERADOS Y CONGELADOS** | | | | | | | | | | | | | |
| 02071001 | Pavos | 4,877 | 20 | 1 | 0 | 0 | 0 | 0 | 0 | 0 | 0 | 0 | 0 |
| 02071099 | Los demás | 0 | 4,958 | 2,719 | 0 | 0 | 0 | 0 | 0 | 0 | 0 | 0 | 0 |
| 02071101 | Sin trocear, frescos o refrigerados. | 0 | 0 | 0 | 2,350 | 2,929 | 3,079 | 2,383 | 7,772 | 2,308 | 1,474 | 3,338 | 0 |
| 02071201 | Sin trocear, congelados. | 0 | 0 | 0 | 477 | 745 | 749 | 404 | 1,491 | 2,252 | 1,433 | 399 | 35 |
| 02071301 | Mecánicamente deshuesados. | 0 | 0 | 0 | 13,653 | 26,255 | 42,285 | 52,787 | 60,914 | 65,527 | 67,885 | 80,081 | 89,572 |
| 02071302 | Carcazas. | 0 | 0 | 0 | 0 | 0 | 0 | 0 | 4,619 | 14,426 | 18,317 | 19,697 | 10,618 |
| 02071303 | Piernas, Muslos o Piernas con muslos | 0 | 0 | 0 | 0 | 0 | 0 | 0 | 0 | 0 | 0 | 30,175 | 32,157 |
| 02071399 | Los demás. | 0 | 0 | 0 | 31,846 | 35,504 | 33,943 | 33,824 | 32,040 | 34,902 | 31,751 | 1,765 | 608 |
| 02071401 | Mecánicamente deshuesados. | 0 | 0 | 0 | 41,471 | 50,547 | 53,828 | 49,885 | 43,514 | 48,607 | 46,398 | 45,264 | 73,320 |
| 02071402 | Hígados. | 0 | 0 | 0 | 6 | 3 | 0 | 0 | 2 | 0 | 0 | 0 | 0 |
| 02071403 | Carcazas. | 0 | 0 | 0 | 0 | 0 | 0 | 0 | 0 | 0 | 0 | 18 | 6,694 |
| 02071404 | Piernas, Muslos o Piernas con muslos | 0 | 0 | 0 | 0 | 0 | 0 | 0 | 0 | 0 | 0 | 81,391 | 92,265 |
| 02071499 | Los demás. | 0 | 0 | 0 | 36,379 | 39,800 | 41,544 | 43,162 | 46,278 | 59,770 | 79,536 | 61,006 | 5,489 |
| 02072101 | Gallos y gallinas | 3,039 | 2,690 | 832 | 0 | 0 | 0 | 0 | 0 | 0 | 0 | 0 | 0 |
| 02072201 | Pavos | 443 | 922 | 792 | 0 | 0 | 0 | 0 | 0 | 0 | 0 | 0 | 0 |
| 02072301 | Patos, gansos y pintadas | 578 | 489 | 514 | 0 | 0 | 0 | 0 | 0 | 0 | 0 | 0 | 0 |
| 02072401 | Sin trocear, frescos o refrigerados. | 0 | 0 | 0 | 4 | 0 | 1 | 0 | 63 | 2 | 745 | 3,650 | 2,888 |
| 02072501 | Sin trocear, congelados. | 0 | 0 | 0 | 995 | 1,172 | 1,507 | 2,129 | 3,170 | 3,865 | 1,473 | 3,757 | 3,170 |
| 02072601 | Mecánicamente deshuesados. | 0 | 0 | 0 | 329 | 191 | 226 | 1,598 | 18 | 1,799 | 3,411 | 2,034 | 3,442 |
| 02072602 | Carcazas. | 0 | 0 | 0 | 0 | 0 | 0 | 0 | 0 | 0 | 0 | 0 | 0 |
| 02072699 | Los demás. | 0 | 0 | 0 | 10,704 | 16,698 | 24,447 | 29,563 | 34,729 | 41,718 | 31,773 | 64,660 | 73,775 |
| 02072701 | Mecánicamente deshuesados. | 0 | 0 | 0 | 22,059 | 21,156 | 17,550 | 17,214 | 16,351 | 17,975 | 16,264 | 16,191 | 13,085 |
| 02072702 | Hígados. | 0 | 0 | 0 | 0 | 0 | 0 | 0 | 0 | 0 | 0 | 0 | 5 |
| 02072703 | Carcazas. | 0 | 0 | 0 | 0 | 0 | 0 | 0 | 0 | 0 | 0 | 0 | 0 |
| 02072799 | Los demás. | 0 | 0 | 0 | 49,275 | 56,058 | 58,494 | 56,603 | 56,083 | 52,799 | 44,719 | 40,610 | 39,590 |
| 02073101 | Hígados grasos de ganso o pintada | 2 | 2 | 1 | 0 | 0 | 0 | 0 | 0 | 0 | 0 | 0 | 0 |
| 02073201 | Sin trocear, frescos o refrigerados. | 0 | 0 | 0 | 19 | 0 | 0 | 0 | 0 | 0 | 0 | 0 | 0 |
| 02073301 | Sin trocear, congelados. | 0 | 0 | 0 | 438 | 558 | 609 | 595 | 632 | 798 | 601 | 846 | 797 |
| 02073401 | Hígados grasos, frescos o refrigerados. | 0 | 0 | 0 | 0 | 0 | 1 | 1 | 1 | 0 | 1 | 1 | 0 |
| 02073599 | Los demás, frescos o refrigerados. | 0 | 0 | 0 | 0 | 0 | 0 | 0 | 1 | 0 | 0 | 0 | 0 |
| 02073601 | Hígados. | 0 | 0 | 0 | 0 | 1 | 0 | 0 | 1 | 1 | 1 | 2 | 1 |
| 02073699 | Los demás. | 0 | 0 | 0 | 3 | 7 | 3 | 7 | 8 | 8 | 14 | 28 | 31 |
| 02073901 | De gallo, gallina o pavo, | 22,100 | 1,529 | 7,102 | 0 | 0 | 0 | 0 | 0 | 0 | 0 | 0 | 0 |
| 02073902 | De pavo | 0 | 3,642 | 9,094 | 0 | 0 | 0 | 0 | 0 | 0 | 0 | 0 | 0 |
| 02073999 | Los demás | 122 | 21,200 | 24,655 | 0 | 0 | 0 | 0 | 0 | 0 | 0 | 0 | 0 |
| 02074101 | Mecánicamente deshuesados | 78,764 | 45,118 | 40,272 | 0 | 0 | 0 | 0 | 0 | 0 | 0 | 0 | 0 |
| 02074199 | Los demás | 0 | 43,875 | 36,378 | 0 | 0 | 0 | 0 | 0 | 0 | 0 | 0 | 0 |
| 02074201 | Mecánicamente deshuesados | 56,280 | 11,197 | 15,003 | 0 | 0 | 0 | 0 | 0 | 0 | 0 | 0 | 0 |
| 02074299 | Los demás | 0 | 54,450 | 45,801 | 0 | 0 | 0 | 0 | 0 | 0 | 0 | 0 | 0 |
| 02074301 | De pato, de ganso o de pintada | 2 | 3 | 1 | 0 | 0 | 0 | 0 | 0 | 0 | 0 | 0 | 0 |
| 02075001 | Hígados de aves, congelados | 0 | 6 | 0 | 0 | 0 | 0 | 0 | 0 | 0 | 0 | 0 | 0 |
| | ***SUMA*** | ***166,209*** | ***190,102*** | ***183,164*** | ***210,009*** | ***251,623*** | ***278,268*** | ***290,156*** | ***307,689*** | ***346,757*** | ***345,797*** | ***454,913*** | ***447,539*** |
| **TOCINO SIN PARTES MAGRAS Y GRASA, SIN FUNDIR NI EXTRAER DE OTRO MODO, FRESCOS, REFRIGERADOS, CONGELADOS, SALADOS O EN SALMUERA, SECOS O AHUMADOS.** | | | | | | | | | | | | | |
| 02090001 | De gallo, gallina o pavo (gallipavo). | 11,188 | 344 | 73 | 39 | 0 | 75 | 0 | 0 | 5 | 0 | 0 | 0 |
| | ***SUMA*** | ***11,188*** | ***344*** | ***73*** | ***39*** | ***0*** | ***75*** | ***0*** | ***0*** | ***5*** | ***0*** | ***0*** | ***0*** |
| **CARNE Y DESPOJOS COMESTIBLES, SALADOS O EN SALMUERA, SECOS O AHUMADOS; HARINA Y POLVO COMESTIBLES, DE CARNE O DE DESPOJOS.** | | | | | | | | | | | | | |
| 02109003 | Aves, saladas o en salmuera | 0 | 0 | 0 | 2,746 | 9,985 | 16,469 | 16,691 | 27,968 | 42,479 | 7,440 | 0 | 0 |
| 02109099 | Los demás. | 8,340 | 9,404 | 3,866 | 3,240 | 1,911 | 1,442 | 1,050 | 2,770 | 3,473 | 931 | 0 | 0 |
| 02109903 | Aves, saladas o en salmuera. | 0 | 0 | 0 | 0 | 0 | 0 | 0 | 0 | 0 | 14,834 | 5,099 | 165 |
| 02109999 | Los demás. | 0 | 0 | 0 | 0 | 0 | 0 | 0 | 0 | 0 | 11,355 | 6,865 | 5,637 |
| | ***SUMA*** | ***8,340*** | ***9,404*** | ***3,866*** | ***5,986*** | ***11,897*** | ***17,911*** | ***17,741*** | ***30,738*** | ***45,952*** | ***34,560*** | ***11,964*** | ***5,802*** |
| **HUEVO CON Y SIN CASCARA, YEMAS DE HUEVO, FRESCOS O CONGELADOS** | | | | | | | | | | | | | |
| 04070001 | Huevos frescos, incluso fértiles. | 5,382 | 7,508 | 3,990 | 8,038 | 11,884 | 11,010 | 7,304 | 9,494 | 8,779 | 2,813 | 17 | 99 |
| 04070002 | Huevos congelados. | 1 | 0 | 0 | 0 | 0 | 2 | 0 | 0 | 0 | 0 | 0 | 0 |
| 04070003 | Huevo fértil | 0 | 0 | 0 | 0 | 0 | 0 | 0 | 0 | 0 | 6,920 | 25,299 | 4,906 |
| 04070099 | Los demás. | 0 | 2 | 0 | 0 | 0 | 0 | 0 | 0 | 0 | 0 | 0 | 0 |
| 04081101 | Secas. | 16 | 5 | 0 | 2 | 0 | 0 | 18 | 170 | 28 | 0 | 98 | 159 |
| 04081900 | Las demás. | 0 | 0 | 0 | 0 | 0 | 0 | 0 | 0 | 0 | 0 | 0 | 0 |
| 04081999 | Las demás | 1,688 | 1,811 | 1,438 | 691 | 171 | 146 | 145 | 448 | 925 | 895 | 601 | 600 |
| 04089101 | Congelados o en polvo. | 628 | 57 | 11 | 102 | 131 | 289 | 253 | 314 | 289 | 324 | 182 | 136 |
| 04089199 | Los demás. | 0 | 20 | 0 | 6 | 0 | 20 | 13 | 3 | 19 | 270 | 229 | 19 |
| 04089901 | Congelados, excepto lo comprendido en la fracción 0408.99.02. | 20 | 29 | 19 | 48 | 40 | 26 | 10 | 31 | 36 | 22 | 70 | 42 |
| 04089999 | Los demás | 2,063 | 2,317 | 2,163 | 427 | 147 | 390 | 60 | 428 | 119 | 36 | 64 | 441 |
| | ***SUMA*** | ***9,799*** | ***11,749*** | ***7,622*** | ***9,315*** | ***12,373*** | ***11,883*** | ***7,803*** | ***10,888*** | ***10,195*** | ***11,280*** | ***26,560*** | ***6,404*** |
| ***EMBUTIDOS Y PRODUCTOS SIMILARES*** | | | | | | | | | | | | | |
| 16010001 | De gallo, gallina o pavo (gallipavo). | 26,804 | 22,545 | 9,802 | 9,498 | 11,142 | 11,100 | 12,063 | 14,032 | 15,320 | 19,214 | 14,769 | 14,872 |
| 16010099 | Los demás. | 860 | 5,289 | 3,711 | 3,909 | 4,913 | 6,061 | 6,220 | 7,978 | 8,591 | 8,517 | 9,176 | 6,324 |
| 16021001 | Preparaciones homogeneizadas de gallo, gallina o pavo (gallipavo). | 61 | 22 | 23 | 57 | 38 | 40 | 41 | 56 | 72 | 75 | 18 | 37 |
| 16021099 | Las demás preparaciones homogeneizadas. | 0 | 49 | 11 | 6 | 27 | 30 | 5 | 4 | 6 | 21 | 0 | 0 |
| 16022001 | De gallo, gallina o pavo (gallipavo). | 139 | 50 | 6 | 0 | 14 | 0 | 20 | 20 | 9 | 18 | 17 | 0 |
| 16022099 | Las demás. | 0 | 92 | 24 | 19 | 17 | 45 | 34 | 30 | 53 | 38 | 37 | 41 |
| 16023101 | De pavo (gallipavo). | 6,701 | 6,344 | 5,556 | 6,096 | 6,036 | 5,527 | 6,349 | 4,837 | 5,860 | 2,568 | 3,014 | 3,015 |
| 16023201 | De gallo o gallina. | 0 | 0 | 0 | 1,481 | 3,142 | 4,883 | 4,754 | 6,668 | 6,743 | 6,785 | 5,274 | 4,936 |
| 16023999 | Las demás. | 8,337 | 7,735 | 2,941 | 1,330 | 889 | 220 | 150 | 118 | 200 | 92 | 14 | 17 |
| | ***SUMA*** | ***42,902*** | ***42,126*** | ***22,074*** | ***22,396*** | ***26,219*** | ***27,907*** | ***29,635*** | ***33,742*** | ***36,853*** | ***37,328*** | ***32,318*** | ***29,242*** |

**FUENTE: CNG, ELABORADO CON ESTADÍSTICAS DE COMERCIO EXTERIOR DE BANCOMEXT**

**MEXICO, VALOR DE LAS IMPORTACIONES DEFINITIVAS DEL SISTEMA PRODUCTIVO AVÍCOLA**

Miles de dólares

| FRACCION | DENOMINACION | 1993 | 1994 | 1995 | 1996 | 1997 | 1998 | 1999 | 2000 | 2001 | 2002 | 2003 | 2004 |
|---|---|---|---|---|---|---|---|---|---|---|---|---|---|
| **ANIMALES VIVOS** | | | | | | | | | | | | | |
| 01051101 | Cuando no necesiten alimento durante su transporte. | 3,391 | 1,775 | 1,946 | 2,390 | 3,674 | 6,744 | 4,736 | 5,886 | 4,676 | 5,817 | 5,534 | 6,289 |
| 01051102 | Aves progenitores recién nacidas, con certificado de alto registro, cuando se importe un máximo de 18,000 cabezas por cada operación. | 7,891 | 7,307 | 7,044 | 6,878 | 7,419 | 8,957 | 7,352 | 6,940 | 7,370 | 8,195 | 7,763 | 8,919 |
| 01051199 | Los demás. | 14 | 70 | 88 | 5 | 3 | 0 | 17 | 681 | 444 | 176 | 0 | 537 |
| 01051201 | Pavos (gallipavos). | 0 | 0 | 0 | 612 | 831 | 1,793 | 1,873 | 2,684 | 2,632 | 3,013 | 2,392 | 2,398 |
| 01051999 | Los demás. | 410 | 515 | 434 | 207 | 245 | 298 | 383 | 417 | 486 | 85 | 129 | 96 |
| 01059101 | Gallos de pelea | 53 | 75 | 66 | 0 | 0 | 0 | 0 | 0 | 0 | 0 | 0 | 0 |
| 01059199 | Los demás | 1 | 3 | 3 | 0 | 0 | 0 | 0 | 0 | 0 | 0 | 0 | 0 |
| 01059201 | Gallos de pelea. | 0 | 0 | 0 | 31 | 18 | 5 | 6 | 9 | 14 | 12 | 3 | 3 |
| 01059299 | Los demás. | 0 | 0 | 0 | 2 | 1 | 1 | 3 | 1 | 2 | 1 | 0 | 0 |
| 01059301 | Gallos de pelea. | 0 | 0 | 0 | 12 | 23 | 6 | 1 | 5 | 6 | 14 | 3 | 0 |
| 01059399 | Los demás. | 0 | 0 | 0 | 1 | 4 | 1 | 0 | 0 | 1 | 0 | 0 | 0 |
| 01059999 | Los demás. | 9 | 16 | 6 | 0 | 4 | 8 | 38 | 6 | 2 | 4 | 1 | 1 |
| | ***SUMA*** | ***11,770*** | ***9,762*** | ***9,588*** | ***10,136*** | ***12,223*** | ***17,813*** | ***14,409*** | ***16,629*** | ***15,633*** | ***17,317*** | ***15,824*** | ***18,242*** |
| **CARNE Y DESPOJOS FRESCOS, REFRIGERADOS Y CONGELADOS** | | | | | | | | | | | | | |
| 02071001 | Pavos | 6,117 | 24 | 2 | 0 | 0 | 0 | 0 | 0 | 0 | 0 | 0 | 0 |
| 02071099 | Los demás | 0 | 6,270 | 3,382 | 0 | 0 | 0 | 0 | 0 | 0 | 0 | 0 | 0 |
| 02071101 | Sin trocear, frescos o refrigerados. | 0 | 0 | 0 | 3,100 | 3,824 | 4,426 | 3,163 | 8,358 | 3,163 | 1,805 | 4,243 | 0 |
| 02071201 | Sin trocear, congelados. | 0 | 0 | 0 | 658 | 885 | 1,029 | 568 | 1,882 | 2,562 | 1,622 | 496 | 63 |
| 02071301 | Mecánicamente deshuesados. | 0 | 0 | 0 | 6,233 | 12,533 | 19,014 | 18,220 | 21,134 | 23,613 | 23,503 | 29,149 | 34,358 |
| 02071302 | Carcazas. | 0 | 0 | 0 | 0 | 0 | 0 | 0 | 817 | 2,939 | 2,585 | 4,507 | 2,343 |
| 02071303 | Piernas, Muslos o Piernas con muslos | 0 | 0 | 0 | 0 | 0 | 0 | 0 | 0 | 0 | 0 | 18,806 | 24,599 |
| 02071399 | Los demás. | 0 | 0 | 0 | 29,196 | 25,861 | 22,641 | 17,122 | 19,585 | 25,193 | 16,730 | 1,681 | 182 |
| 02071401 | Mecánicamente deshuesados. | 0 | 0 | 0 | 21,456 | 29,600 | 24,228 | 18,360 | 18,821 | 27,157 | 21,700 | 24,101 | 48,488 |
| 02071402 | Hígados. | 0 | 0 | 0 | 5 | 2 | 0 | 1 | 4 | 0 | 0 | 0 | 0 |
| 02071403 | Carcazas. | 0 | 0 | 0 | 0 | 0 | 0 | 0 | 0 | 0 | 0 | 4 | 1,530 |
| 02071404 | Piernas, Muslos o Piernas con muslos | 0 | 0 | 0 | 0 | 0 | 0 | 0 | 0 | 0 | 0 | 47,751 | 63,102 |
| 02071499 | Los demás. | 0 | 0 | 0 | 35,109 | 31,691 | 30,485 | 25,009 | 31,970 | 46,584 | 45,368 | 27,687 | 7,384 |
| 02072101 | Gallos y gallinas | 3,811 | 3,593 | 1,063 | 0 | 0 | 0 | 0 | 0 | 0 | 0 | 0 | 0 |
| 02072201 | Pavos | 720 | 1,489 | 1,342 | 0 | 0 | 0 | 0 | 0 | 0 | 0 | 0 | 0 |
| 02072301 | Patos, gansos y pintadas | 1,247 | 1,021 | 1,123 | 0 | 0 | 0 | 0 | 0 | 0 | 0 | 0 | 0 |
| 02072401 | Sin trocear, frescos o refrigerados. | 0 | 0 | 0 | 7 | 0 | 1 | 0 | 127 | 3 | 825 | 4,150 | 4,239 |
| 02072501 | Sin trocear, congelados. | 0 | 0 | 0 | 1,410 | 1,698 | 2,165 | 3,529 | 5,316 | 6,328 | 2,308 | 6,159 | 5,720 |
| 02072601 | Mecánicamente deshuesados. | 0 | 0 | 0 | 165 | 129 | 79 | 574 | 8 | 702 | 1,190 | 1,106 | 1,926 |
| 02072602 | Carcazas. | 0 | 0 | 0 | 0 | 0 | 0 | 0 | 0 | 0 | 0 | 0 | 0 |
| 02072699 | Los demás. | 0 | 0 | 0 | 19,018 | 29,236 | 35,436 | 36,215 | 49,287 | 60,347 | 38,754 | 77,066 | 110,847 |
| 02072701 | Mecánicamente deshuesados. | 0 | 0 | 0 | 13,021 | 15,183 | 9,398 | 8,194 | 7,408 | 9,031 | 8,466 | 11,591 | 19,152 |
| 02072702 | Hígados. | 0 | 0 | 0 | 0 | 0 | 0 | 0 | 0 | 0 | 0 | 0 | 3 |
| 02072703 | Carcazas. | 0 | 0 | 0 | 0 | 0 | 0 | 0 | 0 | 0 | 0 | 0 | 0 |
| 02072799 | Los demás. | 0 | 0 | 0 | 72,571 | 83,342 | 71,706 | 59,891 | 69,562 | 69,935 | 47,523 | 47,320 | 59,557 |
| 02073101 | Hígados grasos de ganso o pintada | 85 | 111 | 44 | 0 | 0 | 0 | 0 | 0 | 0 | 0 | 0 | 0 |
| 02073201 | Sin trocear, frescos o refrigerados. | 0 | 0 | 0 | 44 | 0 | 0 | 0 | 0 | 0 | 0 | 0 | 0 |
| 02073301 | Sin trocear, congelados. | 0 | 0 | 0 | 1,055 | 1,464 | 1,573 | 1,526 | 1,616 | 2,004 | 1,525 | 2,418 | 2,186 |
| 02073401 | Hígados grasos, frescos o refrigerados. | 0 | 0 | 0 | 0 | 0 | 8 | 61 | 24 | 2 | 33 | 39 | 6 |
| 02073599 | Los demás, frescos o refrigerados. | 0 | 0 | 0 | 0 | 0 | 9 | 0 | 0 | 0 | 0 | 0 | 0 |
| 02073601 | Hígados. | 0 | 0 | 0 | 22 | 33 | 14 | 14 | 54 | 62 | 28 | 91 | 35 |
| 02073699 | Los demás. | 0 | 0 | 0 | 35 | 69 | 37 | 60 | 85 | 87 | 73 | 294 | 330 |
| 02073901 | De gallo, gallina o pavo, | 14,831 | 649 | 3,201 | 0 | 0 | 0 | 0 | 0 | 0 | 0 | 0 | 0 |
| 02073902 | De pavo | 0 | 6,720 | 13,427 | 0 | 0 | 0 | 0 | 0 | 0 | 0 | 0 | 0 |
| 02073999 | Los demás | 112 | 17,288 | 21,062 | 0 | 0 | 0 | 0 | 0 | 0 | 0 | 0 | 0 |
| 02074101 | Mecánicamente deshuesados | 46,713 | 21,479 | 21,730 | 0 | 0 | 0 | 0 | 0 | 0 | 0 | 0 | 0 |
| 02074199 | Los demás | 0 | 36,095 | 31,630 | 0 | 0 | 0 | 0 | 0 | 0 | 0 | 0 | 0 |
| 02074201 | Mecánicamente deshuesados | 78,165 | 9,268 | 8,919 | 0 | 0 | 0 | 0 | 0 | 0 | 0 | 0 | 0 |
| 02074299 | Los demás | 0 | 89,051 | 60,262 | 0 | 0 | 0 | 0 | 0 | 0 | 0 | 0 | 0 |
| 02074301 | De pato, de ganso o de pintada | 23 | 41 | 18 | 0 | 0 | 0 | 0 | 0 | 0 | 0 | 0 | 0 |
| 02075001 | Hígados de aves, congelados | 0 | 5 | 14 | 0 | 0 | 0 | 0 | 0 | 0 | 0 | 0 | 0 |
| | ***SUMA*** | ***151,825*** | ***193,104*** | ***167,217*** | ***203,104*** | ***235,547*** | ***222,250*** | ***192,508*** | ***236,058*** | ***279,712*** | ***214,037*** | ***308,659*** | ***386,050*** |
| **TOCINO SIN PARTES MAGRAS Y GRASA, SIN FUNDIR NI EXTRAER DE OTRO MODO, FRESCOS, REFRIGERADOS, CONGELADOS, SALADOS O EN SALMUERA, SECOS O AHUMADOS.** | | | | | | | | | | | | | |
| 02090001 | De gallo, gallina o pavo (gallipavo). | 5,151 | 236 | 37 | 21 | 0 | 36 | 0 | 0 | 3 | 0 | 0 | 0 |
| | ***SUMA*** | ***5,151*** | ***236*** | ***37*** | ***21*** | ***0*** | ***36*** | ***0*** | ***0*** | ***3*** | ***0*** | ***0*** | ***0*** |
| **CARNE Y DESPOJOS COMESTIBLES, SALADOS O EN SALMUERA, SECOS O AHUMADOS; HARINA Y POLVO COMESTIBLES, DE CARNE O DE DESPOJOS.** | | | | | | | | | | | | | |
| 02109003 | Aves, saladas o en salmuera | 0 | 0 | 0 | 2,781 | 8,345 | 11,730 | 10,776 | 19,664 | 33,098 | 5,514 | 0 | 0 |
| 02109099 | Los demás. | 15,408 | 17,389 | 5,653 | 4,175 | 5,109 | 3,343 | 3,267 | 4,529 | 7,342 | 1,315 | 0 | 0 |
| 02109903 | Aves, saladas o en salmuera. | 0 | 0 | 0 | 0 | 0 | 0 | 0 | 0 | 0 | 13,943 | 3,390 | 158 |
| 02109999 | Los demás. | 0 | 0 | 0 | 0 | 0 | 0 | 0 | 0 | 0 | 11,656 | 15,822 | 13,289 |
| | ***SUMA*** | ***15,408*** | ***17,389*** | ***5,653*** | ***6,956*** | ***13,455*** | ***15,073*** | ***14,043*** | ***24,193*** | ***40,440*** | ***32,428*** | ***19,211*** | ***13,447*** |
| **HUEVO CON Y SIN CASCARA, YEMAS DE HUEVO, FRESCOS O CONGELADOS** | | | | | | | | | | | | | |
| 04070001 | Huevos frescos, incluso fértiles. | 7,662 | 11,201 | 7,521 | 15,442 | 25,076 | 36,063 | 18,098 | 20,434 | 19,403 | 4,394 | 14 | 85 |
| 04070002 | Huevos congelados. | 1 | 0 | 1 | 0 | 0 | 3 | 0 | 0 | 0 | 0 | 0 | 0 |
| 04070003 | Huevo fértil | 0 | 0 | 0 | 0 | 0 | 0 | 0 | 0 | 0 | 20,643 | 26,664 | 17,922 |
| 04070099 | Los demás. | 0 | 5 | 0 | 0 | 0 | 0 | 0 | 0 | 0 | 0 | 0 | 0 |
| 04081101 | Secas. | 54 | 19 | 0 | 14 | 0 | 0 | 52 | 458 | 62 | 0 | 346 | 576 |
| 04081900 | Las demás. | 0 | 0 | 0 | 0 | 0 | 0 | 0 | 0 | 0 | 0 | 0 | 0 |
| 04081999 | Las demás | 2,348 | 2,402 | 1,813 | 1,119 | 308 | 233 | 199 | 511 | 1,151 | 1,397 | 1,279 | 944 |
| 04089101 | Congelados o en polvo. | 822 | 152 | 28 | 213 | 364 | 398 | 246 | 291 | 419 | 425 | 425 | 405 |
| 04089199 | Los demás. | 0 | 79 | 0 | 8 | 0 | 19 | 26 | 3 | 51 | 687 | 667 | 64 |
| 04089901 | Congelados, excepto lo comprendido en la fracción 0408.99.02. | 34 | 48 | 27 | 88 | 70 | 48 | 17 | 50 | 61 | 40 | 91 | 90 |
| 04089999 | Los demás | 2,655 | 3,016 | 2,840 | 668 | 291 | 749 | 108 | 631 | 226 | 67 | 107 | 943 |
| | ***SUMA*** | ***13,577*** | ***16,921*** | ***12,230*** | ***17,552*** | ***26,110*** | ***37,514*** | ***18,746*** | ***22,377*** | ***21,374*** | ***27,652*** | ***29,593*** | ***21,030*** |
| ***EMBUTIDOS Y PRODUCTOS SIMILARES*** | | | | | | | | | | | | | |
| 16010001 | De gallo, gallina o pavo (gallipavo). | 56,281 | 47,127 | 17,489 | 14,120 | 17,480 | 17,843 | 20,095 | 24,479 | 28,216 | 35,783 | 29,342 | 32,352 |
| 16010099 | Los demás. | 1,834 | 19,197 | 11,147 | 11,554 | 14,892 | 16,849 | 17,782 | 24,455 | 27,460 | 27,896 | 30,558 | 25,661 |
| 16021001 | Preparaciones homogeneizadas de gallo, gallina o pavo (gallipavo). | 177 | 82 | 91 | 86 | 78 | 32 | 45 | 122 | 171 | 172 | 46 | 107 |
| 16021099 | Las demás preparaciones homogeneizadas. | 0 | 178 | 53 | 34 | 45 | 95 | 16 | 11 | 25 | 22 | 0 | 0 |
| 16022001 | De gallo, gallina o pavo (gallipavo). | 665 | 199 | 13 | 2 | 38 | 0 | 44 | 61 | 17 | 92 | 89 | 0 |
| 16022099 | Las demás. | 0 | 539 | 161 | 244 | 261 | 274 | 253 | 268 | 503 | 512 | 658 | 754 |
| 16023101 | De pavo (gallipavo). | 10,650 | 14,888 | 12,446 | 14,976 | 13,094 | 12,442 | 14,457 | 11,565 | 15,325 | 7,562 | 7,726 | 7,799 |
| 16023201 | De gallo o gallina. | 0 | 0 | 0 | 2,796 | 6,110 | 8,099 | 7,178 | 15,248 | 15,626 | 15,266 | 11,075 | 11,705 |
| 16023999 | Las demás. | 21,514 | 22,551 | 6,784 | 2,204 | 1,273 | 551 | 398 | 424 | 507 | 244 | 140 | 188 |
| | ***SUMA*** | ***91,120*** | ***104,761*** | ***48,185*** | ***46,015*** | ***53,271*** | ***56,186*** | ***60,269*** | ***76,632*** | ***87,850*** | ***87,549*** | ***79,634*** | ***78,566*** |
| | ***TOTAL*** | **288,851** | **342,174** | **242,909** | **283,783** | **340,607** | **348,872** | **299,974** | **375,889** | **445,012** | **378,983** | **452,921** | **517,336** |

**FUENTE: CNG, ELABORADO CON ESTADÍSTICAS DE COMERCIO EXTERIOR DE BANCOMEXT**

**MEXICO, VOLUMEN DE LAS IMPORTACIONES DEFINITIVAS DEL SISTEMA PRODUCTIVO AVÍCOLA**

Cabezas o Toneladas **2003**

| FRACCION | DENOMINACION | Ene-03 | Feb-03 | Mar-03 | Abr-03 | May-03 | Jun-03 | Jul-03 | Ago-03 | Sep-03 | Oct-03 | Nov-03 | Dic-03 | Total |
|---|---|---|---|---|---|---|---|---|---|---|---|---|---|---|
| **ANIMALES VIVOS** | | | | | | | | | | | | | | |
| 01051101 | Cuando no necesiten alimento durante su transporte. | 125,233 | 534,049 | 59,448 | 200,822 | 75,974 | 129,770 | 86,819 | 215,526 | 99,454 | 101,173 | 47,008 | 134,048 | 1,809,324 |
| 01051102 | Aves progenitores recién nacidas, con certificado de alto registro, cuando se importe un máximo de 18,000 cabezas por cada operación. | 27,729 | 72,284 | 26,638 | 19,955 | 73,428 | 4,500 | 46,709 | 64,690 | 62,917 | 45,568 | 64,729 | 19,980 | 529,127 |
| 01051199 | Los demás. | | | | | | | | | | | | | 0 |
| 01051201 | Pavos (gallipavos). | 141,380 | 196,050 | 186,900 | 227,120 | 244,890 | 184,354 | 262,252 | 311,570 | 66,094 | 71,940 | 16,090 | 64,000 | 1,972,640 |
| 01051999 | Los demás. | 2,500 | 3,390 | 3,252 | 2,722 | 5,438 | 2,038 | 5,046 | 5,528 | 1,795 | 3,658 | 310 | 2,851 | 38,528 |
| 01059101 | Gallos de pelea | 0 | 0 | 0 | 0 | 0 | 0 | 0 | 0 | 0 | 0 | 0 | 0 | 0 |
| 01059199 | Los demás | 0 | 0 | 0 | 0 | 0 | 0 | 0 | 0 | 0 | 0 | 0 | 0 | 0 |
| 01059201 | Gallos de pelea. | 12 | 0 | 0 | 0 | 0 | 0 | 15 | 0 | 20 | 0 | 2 | 0 | 49 |
| 01059299 | Los demás. | 0 | 0 | 0 | 0 | 0 | 0 | 0 | 0 | 0 | 0 | 0 | 0 | 0 |
| 01059301 | Gallos de pelea. | 0 | 20 | 29 | 0 | 0 | 0 | 0 | 0 | 0 | 0 | 0 | 0 | 49 |
| 01059399 | Los demás. | 0 | 0 | 0 | 5 | 0 | 0 | 0 | 0 | 0 | 0 | 0 | 0 | 5 |
| 01059999 | Los demás. | 0 | 5 | 8 | 0 | 0 | 0 | 0 | 0 | 0 | 0 | 0 | 0 | 13 |
| | ***SUMA*** | ***296,854*** | ***805,798*** | ***276,275*** | ***450,624*** | ***399,730*** | ***320,662*** | ***400,841*** | ***597,314*** | ***230,280*** | ***222,339*** | ***128,139*** | ***220,879*** | ***4,349,735*** |
| **CARNE Y DESPOJOS FRESCOS, REFRIGERADOS Y CONGELADOS** | | | | | | | | | | | | | | |
| 02071001 | Pavos | 0 | 0 | 0 | 0 | 0 | 0 | 0 | 0 | 0 | 0 | 0 | 0 | 0 |
| 02071099 | Los demás | 0 | 0 | 0 | 0 | 0 | 0 | 0 | 0 | 0 | 0 | 0 | 0 | 0 |
| 02071101 | Sin trocear, frescos o refrigerados. | 282 | 712 | 502 | 144 | 596 | 581 | 112 | 179 | 66 | 98 | 16 | 50 | 3,338 |
| 02071201 | Sin trocear, congelados. | 0 | 0 | 0 | 65 | 67 | 127 | 0 | 0 | 0 | 17 | 18 | 105 | 399 |
| 02071301 | Mecánicamente deshuesados. | 5,983 | 6,041 | 6,408 | 5,145 | 6,378 | 6,592 | 6,715 | 7,032 | 7,082 | 7,830 | 7,090 | 7,786 | 80,081 |
| 02071302 | Carcazas. | 1,688 | 1,716 | 1,767 | 1,091 | 1,584 | 1,314 | 1,501 | 1,327 | 1,558 | 2,162 | 1,920 | 2,070 | 19,697 |
| 02071303 | Piernas, Muslos o Piernas con muslos | 915 | 742 | 3,698 | 2,744 | 3,351 | 2,398 | 2,346 | 1,904 | 2,965 | 3,415 | 2,658 | 3,038 | 30,175 |
| 02071399 | Los demás. | 1,133 | 109 | 18 | 0 | 0 | 109 | 163 | 0 | 109 | 91 | 34 | 0 | 1,765 |
| 02071401 | Mecánicamente deshuesados. | 3,248 | 3,637 | 3,720 | 3,522 | 4,003 | 3,938 | 3,414 | 3,067 | 4,244 | 4,848 | 3,079 | 4,543 | 45,264 |
| 02071402 | Hígados. | 0 | 0 | 0 | 0 | 0 | 0 | 0 | 0 | 0 | 0 | 0 | 0 | 0 |
| 02071403 | Carcazas. | 0 | 0 | 0 | 0 | 0 | 0 | 0 | 0 | 0 | 0 | 18 | 0 | 18 |
| 02071404 | Piernas, Muslos o Piernas con muslos | 2,644 | 3,554 | 7,787 | 7,634 | 9,033 | 8,282 | 7,875 | 3,018 | 6,705 | 6,616 | 5,198 | 13,045 | 81,391 |
| 02071499 | Los demás. | 57,932 | 788 | 75 | 110 | 111 | 135 | 381 | 63 | 249 | 236 | 393 | 534 | 61,006 |
| 02072101 | Gallos y gallinas | 0 | 0 | 0 | 0 | 0 | 0 | 0 | 0 | 0 | 0 | 0 | 0 | 0 |
| 02072201 | Pavos | 0 | 0 | 0 | 0 | 0 | 0 | 0 | 0 | 0 | 0 | 0 | 0 | 0 |
| 02072301 | Patos, gansos y pintadas | 0 | 0 | 0 | 0 | 0 | 0 | 0 | 0 | 0 | 0 | 0 | 0 | 0 |
| 02072401 | Sin trocear, frescos o refrigerados. | 116 | 264 | 295 | 245 | 261 | 310 | 310 | 277 | 327 | 507 | 549 | 189 | 3,650 |
| 02072501 | Sin trocear, congelados. | 0 | 0 | 0 | 0 | 0 | 55 | 150 | 144 | 400 | 493 | 1,117 | 1,397 | 3,757 |
| 02072601 | Mecánicamente deshuesados. | 145 | 173 | 114 | 127 | 144 | 167 | 158 | 225 | 215 | 164 | 274 | 127 | 2,034 |
| 02072602 | Carcazas. | 0 | 0 | 0 | 0 | 0 | 0 | 0 | 0 | 0 | 0 | 0 | 0 | 0 |
| 02072699 | Los demás. | 4,912 | 6,005 | 5,627 | 4,174 | 5,196 | 5,465 | 5,166 | 5,419 | 5,055 | 5,800 | 5,222 | 6,618 | 64,660 |
| 02072701 | Mecánicamente deshuesados. | 979 | 1,093 | 1,232 | 1,204 | 1,247 | 1,305 | 1,775 | 1,404 | 1,574 | 1,499 | 1,369 | 1,510 | 16,191 |
| 02072702 | Hígados. | 0 | 0 | 0 | 0 | 0 | 0 | 0 | 0 | 0 | 0 | 0 | 0 | 0 |
| 02072703 | Carcazas. | 0 | 0 | 0 | 0 | 0 | 0 | 0 | 0 | 0 | 0 | 0 | 0 | 0 |
| 02072799 | Los demás. | 3,552 | 3,802 | 3,942 | 3,551 | 4,103 | 3,228 | 3,833 | 2,229 | 3,216 | 3,381 | 2,230 | 3,541 | 40,610 |
| 02073101 | Hígados grasos de ganso o pintada | 0 | 0 | 0 | 0 | 0 | 0 | 0 | 0 | 0 | 0 | 0 | 0 | 0 |
| 02073201 | Sin trocear, frescos o refrigerados. | 0 | 0 | 0 | 0 | 0 | 0 | 0 | 0 | 0 | 0 | 0 | 0 | 0 |
| 02073301 | Sin trocear, congelados. | 52 | 54 | 204 | 54 | 18 | 50 | 101 | 80 | 42 | 51 | 54 | 86 | 846 |
| 02073401 | Hígados grasos, frescos o refrigerados. | 0 | 0 | 0 | 0 | 0 | 0 | 0 | 0 | 0 | 0 | 0 | 0 | 1 |
| 02073599 | Los demás, frescos o refrigerados. | 0 | 0 | 0 | 0 | 0 | 0 | 0 | 0 | 0 | 0 | 0 | 0 | 0 |
| 02073601 | Hígados. | 0 | 0 | 0 | 0 | 0 | 0 | 1 | 1 | 0 | 0 | 0 | 0 | 2 |
| 02073699 | Los demás. | 3 | 2 | 10 | 0 | 0 | 2 | 4 | 1 | 2 | 1 | 0 | 3 | 28 |
| 02073901 | De gallo, gallina o pavo, | 0 | 0 | 0 | 0 | 0 | 0 | 0 | 0 | 0 | 0 | 0 | 0 | 0 |
| 02073902 | De pavo | 0 | 0 | 0 | 0 | 0 | 0 | 0 | 0 | 0 | 0 | 0 | 0 | 0 |
| 02073999 | Los demás | 0 | 0 | 0 | 0 | 0 | 0 | 0 | 0 | 0 | 0 | 0 | 0 | 0 |
| 02074101 | Mecánicamente deshuesados | 0 | 0 | 0 | 0 | 0 | 0 | 0 | 0 | 0 | 0 | 0 | 0 | 0 |
| 02074199 | Los demás | 0 | 0 | 0 | 0 | 0 | 0 | 0 | 0 | 0 | 0 | 0 | 0 | 0 |
| 02074201 | Mecánicamente deshuesados | 0 | 0 | 0 | 0 | 0 | 0 | 0 | 0 | 0 | 0 | 0 | 0 | 0 |
| 02074299 | Los demás | 0 | 0 | 0 | 0 | 0 | 0 | 0 | 0 | 0 | 0 | 0 | 0 | 0 |
| 02074301 | De pato, de ganso o de pintada | 0 | 0 | 0 | 0 | 0 | 0 | 0 | 0 | 0 | 0 | 0 | 0 | 0 |
| 02075001 | Hígados de aves, congelados | 0 | 0 | 0 | 0 | 0 | 0 | 0 | 0 | 0 | 0 | 0 | 0 | 0 |
| | ***SUMA*** | ***83,584*** | ***28,693*** | ***35,400*** | ***29,811*** | ***36,093*** | ***34,058*** | ***34,005*** | ***26,370*** | ***33,809*** | ***37,208*** | ***31,240*** | ***44,642*** | ***454,913*** |
| **TOCINO SIN PARTES MAGRAS Y GRASA, SIN FUNDIR NI EXTRAER DE OTRO MODO, FRESCOS, REFRIGERADOS, CONGELADOS, SALADOS O EN SALMUERA, SECOS O AHUMADOS.** | | | | | | | | | | | | | | |
| 02090001 | De gallo, gallina o pavo (gallipavo). | 0 | 0 | 0 | 0 | 0 | 0 | 0 | 0 | 0 | 0 | 0 | 0 | 0 |
| | ***SUMA*** | ***0*** | ***0*** | ***0*** | ***0*** | ***0*** | ***0*** | ***0*** | ***0*** | ***0*** | ***0*** | ***0*** | ***0*** | ***0*** |
| **CARNE Y DESPOJOS COMESTIBLES, SALADOS O EN SALMUERA, SECOS O AHUMADOS; HARINA Y POLVO COMESTIBLES, DE CARNE O DE DESPOJOS.** | | | | | | | | | | | | | | |
| 02109003 | Aves, saladas o en salmuera | 0 | 0 | 0 | 0 | 0 | 0 | 0 | 0 | 0 | 0 | 0 | 0 | 0 |
| 02109099 | Los demás. | 0 | 0 | 0 | 0 | 0 | 0 | 0 | 0 | 0 | 0 | 0 | 0 | 0 |
| 02109903 | Aves, saladas o en salmuera. | 1,229 | 648 | 884 | 914 | 716 | 0 | 363 | 317 | 27 | 0 | 0 | 0 | 5,099 |
| 02109999 | Los demás. | 1 | 98 | 115 | 24 | 240 | 334 | 895 | 930 | 953 | 1,444 | 1,014 | 817 | 6,865 |
| | ***SUMA*** | ***1,230*** | ***746*** | ***1,000*** | ***938*** | ***956*** | ***334*** | ***1,258*** | ***1,247*** | ***980*** | ***1,444*** | ***1,014*** | ***817*** | ***11,964*** |
| **HUEVO CON Y SIN CASCARA, YEMAS DE HUEVO, FRESCOS O CONGELADOS** | | | | | | | | | | | | | | |
| 04070001 | Huevos frescos, incluso fértiles. | 17 | 0 | 0 | 0 | 0 | 0 | 0 | 0 | 0 | 0 | 0 | 0 | 17 |
| 04070002 | Huevos congelados. | 0 | 0 | 0 | 0 | 0 | 0 | 0 | 0 | 0 | 0 | 0 | 0 | 0 |
| 04070003 | Huevo fértil | 732 | 752 | 865 | 818 | 731 | 714 | 832 | 713 | 689 | 17,393 | 534 | 528 | 25,299 |
| 04070099 | Los demás. | 0 | 0 | 0 | 0 | 0 | 0 | 0 | 0 | 0 | 0 | 0 | 0 | 0 |
| 04081101 | Secas. | 0 | 0 | 0 | 9 | 0 | 0 | 19 | 19 | 19 | 0 | 31 | 0 | 98 |
| 04081900 | Las demás. | 0 | 0 | 0 | 0 | 0 | 0 | 0 | 0 | 0 | 0 | 0 | 0 | 0 |
| 04081999 | Las demás | 37 | 23 | 0 | 15 | 19 | 0 | 34 | 39 | 36 | 0 | 181 | 216 | 601 |
| 04089101 | Congelados o en polvo. | 19 | 32 | 18 | 0 | 0 | 0 | 29 | 29 | 1 | 0 | 27 | 28 | 182 |
| 04089199 | Los demás. | 0 | 0 | 0 | 19 | 18 | 77 | 38 | 38 | 38 | 0 | 0 | 0 | 229 |
| 04089901 | Congelados, excepto lo comprendido en la fracción 0408.99.02. | 6 | 5 | 2 | 2 | 6 | 37 | 1 | 4 | 1 | 0 | 3 | 4 | 70 |
| 04089999 | Los demás | 3 | 20 | 1 | 3 | 3 | 2 | 3 | 1 | 4 | 3 | 21 | 2 | 64 |
| | ***SUMA*** | ***814*** | ***831*** | ***885*** | ***866*** | ***776*** | ***829*** | ***956*** | ***843*** | ***788*** | ***17,396*** | ***797*** | ***778*** | ***26,560*** |
| ***EMBUTIDOS Y PRODUCTOS SIMILARES*** | | | | | | | | | | | | | | |
| 16010001 | De gallo, gallina o pavo (gallipavo). | 1,363 | 1,199 | 1,175 | 1,281 | 1,353 | 1,260 | 1,184 | 1,175 | 1,105 | 1,256 | 1,119 | 1,298 | 14,769 |
| 16010099 | Los demás. | 766 | 786 | 793 | 764 | 730 | 718 | 851 | 818 | 760 | 770 | 652 | 768 | 9,176 |
| 16021001 | Preparaciones homogeneizadas de gallo, gallina o pavo (gallipavo). | 0 | 0 | 0 | 0 | 0 | 1 | 0 | 0 | 1 | 11 | 5 | 0 | 18 |
| 16021099 | Las demás preparaciones homogeneizadas. | 0 | 0 | 0 | 0 | 0 | 0 | 0 | 0 | 0 | 0 | 0 | 0 | 0 |
| 16022001 | De gallo, gallina o pavo (gallipavo). | 0 | 4 | 2 | 10 | 0 | 0 | 0 | 0 | 0 | 0 | 0 | 0 | 17 |
| 16022099 | Las demás. | 1 | 1 | 1 | 1 | 5 | 0 | 4 | 1 | 6 | 2 | 6 | 9 | 37 |
| 16023101 | De pavo (gallipavo). | 69 | 55 | 68 | 66 | 66 | 83 | 165 | 100 | 204 | 768 | 960 | 411 | 3,014 |
| 16023201 | De gallo o gallina. | 460 | 631 | 516 | 424 | 395 | 250 | 460 | 412 | 444 | 465 | 423 | 394 | 5,274 |
| 16023999 | Las demás. | 1 | 0 | 3 | 1 | 0 | 0 | 1 | 2 | 3 | 0 | 2 | 1 | 14 |
| | ***SUMA*** | ***2,659*** | ***2,676*** | ***2,558*** | ***2,547*** | ***2,549*** | ***2,312*** | ***2,665*** | ***2,508*** | ***2,522*** | ***3,273*** | ***3,168*** | ***2,881*** | ***32,318*** |

**FUENTE: CNG, ELABORADO CON ESTADÍSTICAS DE COMERCIO EXTERIOR DE BANCOMEXT**

**MEXICO, VALOR DE LAS IMPORTACIONES DEFINITIVAS DEL SISTEMA PRODUCTIVO AVÍCOLA**

Miles de dólares **2003**

| FRACCION | DENOMINACION | Ene-03 | Feb-03 | Mar-03 | Abr-03 | May-03 | Jun-03 | Jul-03 | Ago-03 | Sep-03 | Oct-03 | Nov-03 | Dic-03 | Total |
|---|---|---|---|---|---|---|---|---|---|---|---|---|---|---|
| **ANIMALES VIVOS** | | | | | | | | | | | | | | |
| 01051101 | Cuando no necesiten alimento durante su transporte. | 242 | 896 | 171 | 754 | 339 | 469 | 329 | 864 | 355 | 427 | 124 | 562 | 5,534 |
| 01051102 | Aves progenitores recién nacidas, con certificado de alto registro, cuando se importe un máximo de 18,000 cabezas por cada operación. | 409 | 1,208 | 267 | 362 | 1,235 | 79 | 773 | 969 | 570 | 817 | 761 | 313 | 7,763 |
| 01051199 | Los demás. | 0 | 0 | 0 | 0 | 0 | 0 | 0 | 0 | 0 | 0 | 0 | 0 | 0 |
| 01051201 | Pavos (gallipavos). | 145 | 252 | 242 | 199 | 290 | 231 | 267 | 385 | 115 | 122 | 28 | 115 | 2,392 |
| 01051999 | Los demás. | 6 | 8 | 11 | 7 | 17 | 7 | 18 | 18 | 6 | 13 | 2 | 18 | 129 |
| 01059101 | Gallos de pelea | 0 | 0 | 0 | 0 | 0 | 0 | 0 | 0 | 0 | 0 | 0 | 0 | 0 |
| 01059199 | Los demás | 0 | 0 | 0 | 0 | 0 | 0 | 0 | 0 | 0 | 0 | 0 | 0 | 0 |
| 01059201 | Gallos de pelea. | 0 | 0 | 0 | 0 | 0 | 0 | 0 | 0 | 1 | 0 | 1 | 0 | 3 |
| 01059299 | Los demás. | 0 | 0 | 0 | 0 | 0 | 0 | 0 | 0 | 0 | 0 | 0 | 0 | 0 |
| 01059301 | Gallos de pelea. | 0 | 1 | 2 | 0 | 0 | 0 | 0 | 0 | 0 | 0 | 0 | 0 | 3 |
| 01059399 | Los demás. | 0 | 0 | 0 | 0 | 0 | 0 | 0 | 0 | 0 | 0 | 0 | 0 | 0 |
| 01059999 | Los demás. | 0 | 0 | 0 | 0 | 0 | 0 | 0 | 0 | 0 | 0 | 0 | 0 | 1 |
| | ***SUMA*** | ***802*** | ***2,366*** | ***694*** | ***1,323*** | ***1,880*** | ***785*** | ***1,387*** | ***2,236*** | ***1,047*** | ***1,380*** | ***916*** | ***1,009*** | ***15,824*** |
| **CARNE Y DESPOJOS FRESCOS, REFRIGERADOS Y CONGELADOS** | | | | | | | | | | | | | | |
| 02071001 | Pavos | 0 | 0 | 0 | 0 | 0 | 0 | 0 | 0 | 0 | 0 | 0 | 0 | 0 |
| 02071099 | Los demás | 0 | 0 | 0 | 0 | 0 | 0 | 0 | 0 | 0 | 0 | 0 | 0 | 0 |
| 02071101 | Sin trocear, frescos o refrigerados. | 354 | 843 | 617 | 181 | 751 | 776 | 151 | 253 | 88 | 132 | 24 | 71 | 4,243 |
| 02071201 | Sin trocear, congelados. | 0 | 0 | 0 | 78 | 86 | 156 | 0 | 0 | 0 | 22 | 26 | 128 | 496 |
| 02071301 | Mecánicamente deshuesados. | 2,049 | 2,099 | 2,316 | 1,865 | 2,297 | 2,370 | 2,436 | 2,552 | 2,624 | 2,946 | 2,700 | 2,896 | 29,149 |
| 02071302 | Carcazas. | 296 | 360 | 405 | 250 | 377 | 316 | 355 | 305 | 381 | 511 | 457 | 494 | 4,507 |
| 02071303 | Piernas, Muslos o Piernas con muslos | 454 | 397 | 2,066 | 1,464 | 1,892 | 1,363 | 1,478 | 1,276 | 2,075 | 2,377 | 1,831 | 2,134 | 18,806 |
| 02071399 | Los demás. | 765 | 331 | 62 | 0 | 0 | 122 | 112 | 0 | 74 | 169 | 45 | 0 | 1,681 |
| 02071401 | Mecánicamente deshuesados. | 1,179 | 1,396 | 1,573 | 1,542 | 1,729 | 1,657 | 1,485 | 1,331 | 2,407 | 4,203 | 2,081 | 3,518 | 24,101 |
| 02071402 | Hígados. | 0 | 0 | 0 | 0 | 0 | 0 | 0 | 0 | 0 | 0 | 0 | 0 | 0 |
| 02071403 | Carcazas. | 0 | 0 | 0 | 0 | 0 | 0 | 0 | 0 | 0 | 0 | 4 | 0 | 4 |
| 02071404 | Piernas, Muslos o Piernas con muslos | 1,301 | 1,744 | 4,303 | 3,992 | 4,313 | 4,480 | 4,701 | 1,793 | 4,117 | 4,443 | 3,397 | 9,167 | 47,751 |
| 02071499 | Los demás. | 24,780 | 444 | 97 | 61 | 124 | 131 | 264 | 68 | 326 | 279 | 404 | 708 | 27,687 |
| 02072101 | Gallos y gallinas | 0 | 0 | 0 | 0 | 0 | 0 | 0 | 0 | 0 | 0 | 0 | 0 | 0 |
| 02072201 | Pavos | 0 | 0 | 0 | 0 | 0 | 0 | 0 | 0 | 0 | 0 | 0 | 0 | 0 |
| 02072301 | Patos, gansos y pintadas | 0 | 0 | 0 | 0 | 0 | 0 | 0 | 0 | 0 | 0 | 0 | 0 | 0 |
| 02072401 | Sin trocear, frescos o refrigerados. | 129 | 286 | 334 | 277 | 297 | 347 | 348 | 304 | 360 | 577 | 669 | 222 | 4,150 |
| 02072501 | Sin trocear, congelados. | 0 | 0 | 0 | 0 | 0 | 86 | 266 | 242 | 625 | 800 | 1,837 | 2,305 | 6,159 |
| 02072601 | Mecánicamente deshuesados. | 55 | 92 | 107 | 61 | 66 | 75 | 66 | 129 | 135 | 132 | 137 | 52 | 1,106 |
| 02072602 | Carcazas. | 0 | 0 | 0 | 0 | 0 | 0 | 0 | 0 | 0 | 0 | 0 | 0 | 0 |
| 02072699 | Los demás. | 4,860 | 5,613 | 5,568 | 3,920 | 4,967 | 5,101 | 4,972 | 5,741 | 7,737 | 9,695 | 8,636 | 10,258 | 77,066 |
| 02072701 | Mecánicamente deshuesados. | 416 | 629 | 849 | 844 | 798 | 848 | 1,121 | 770 | 1,095 | 1,745 | 1,363 | 1,112 | 11,591 |
| 02072702 | Hígados. | 0 | 0 | 0 | 0 | 0 | 0 | 0 | 0 | 0 | 0 | 0 | 0 | 0 |
| 02072703 | Carcazas. | 0 | 0 | 0 | 0 | 0 | 0 | 0 | 0 | 0 | 0 | 0 | 0 | 0 |
| 02072799 | Los demás. | 3,621 | 3,698 | 3,901 | 3,315 | 3,783 | 3,354 | 3,898 | 2,410 | 4,818 | 5,430 | 3,641 | 5,449 | 47,320 |
| 02073101 | Hígados grasos de ganso o pintada | 0 | 0 | 0 | 0 | 0 | 0 | 0 | 0 | 0 | 0 | 0 | 0 | 0 |
| 02073201 | Sin trocear, frescos o refrigerados. | 0 | 0 | 0 | 0 | 0 | 0 | 0 | 0 | 0 | 0 | 0 | 0 | 0 |
| 02073301 | Sin trocear, congelados. | 137 | 157 | 594 | 143 | 51 | 196 | 267 | 230 | 119 | 138 | 154 | 233 | 2,418 |
| 02073401 | Hígados grasos, frescos o refrigerados. | 12 | 9 | 16 | 0 | 0 | 2 | 0 | 0 | 0 | 1 | 0 | 0 | 39 |
| 02073599 | Los demás, frescos o refrigerados. | 0 | 0 | 0 | 0 | 0 | 0 | 0 | 0 | 0 | 0 | 0 | 0 | 0 |
| 02073601 | Hígados. | 0 | 0 | 0 | 0 | 0 | 0 | 46 | 45 | 0 | 0 | 0 | 0 | 91 |
| 02073699 | Los demás. | 18 | 13 | 103 | 0 | 0 | 26 | 48 | 12 | 19 | 15 | 2 | 38 | 294 |
| 02073901 | De gallo, gallina o pavo, | 0 | 0 | 0 | 0 | 0 | 0 | 0 | 0 | 0 | 0 | 0 | 0 | 0 |
| 02073902 | De pavo | 0 | 0 | 0 | 0 | 0 | 0 | 0 | 0 | 0 | 0 | 0 | 0 | 0 |
| 02073999 | Los demás | 0 | 0 | 0 | 0 | 0 | 0 | 0 | 0 | 0 | 0 | 0 | 0 | 0 |
| 02074101 | Mecánicamente deshuesados | 0 | 0 | 0 | 0 | 0 | 0 | 0 | 0 | 0 | 0 | 0 | 0 | 0 |
| 02074199 | Los demás | 0 | 0 | 0 | 0 | 0 | 0 | 0 | 0 | 0 | 0 | 0 | 0 | 0 |
| 02074201 | Mecánicamente deshuesados | 0 | 0 | 0 | 0 | 0 | 0 | 0 | 0 | 0 | 0 | 0 | 0 | 0 |
| 02074299 | Los demás | 0 | 0 | 0 | 0 | 0 | 0 | 0 | 0 | 0 | 0 | 0 | 0 | 0 |
| 02074301 | De pato, de ganso o de pintada | 0 | 0 | 0 | 0 | 0 | 0 | 0 | 0 | 0 | 0 | 0 | 0 | 0 |
| 02075001 | Hígados de aves, congelados | 0 | 0 | 0 | 0 | 0 | 0 | 0 | 0 | 0 | 0 | 0 | 0 | 0 |
| | ***SUMA*** | ***40,427*** | ***18,111*** | ***22,911*** | ***17,993*** | ***21,531*** | ***21,407*** | ***22,013*** | ***17,461*** | ***26,997*** | ***33,615*** | ***27,407*** | ***38,784*** | ***308,659*** |
| **TOCINO SIN PARTES MAGRAS Y GRASA, SIN FUNDIR NI EXTRAER DE OTRO MODO, FRESCOS, REFRIGERADOS, CONGELADOS, SALADOS O EN SALMUERA, SECOS O AHUMADOS.** | | | | | | | | | | | | | | |
| 02090001 | De gallo, gallina o pavo (gallipavo). | 0 | 0 | 0 | 0 | 0 | 0 | 0 | 0 | 0 | 0 | 0 | 0 | 0 |
| | ***SUMA*** | ***0*** | ***0*** | ***0*** | ***0*** | ***0*** | ***0*** | ***0*** | ***0*** | ***0*** | ***0*** | ***0*** | ***0*** | ***0*** |
| **CARNE Y DESPOJOS COMESTIBLES, SALADOS O EN SALMUERA, SECOS O AHUMADOS; HARINA Y POLVO COMESTIBLES, DE CARNE O DE DESPOJOS.** | | | | | | | | | | | | | | |
| 02109003 | Aves, saladas o en salmuera | 0 | 0 | 0 | 0 | 0 | 0 | 0 | 0 | 0 | 0 | 0 | 0 | 0 |
| 02109099 | Los demás. | 0 | 0 | 0 | 0 | 0 | 0 | 0 | 0 | 0 | 0 | 0 | 0 | 0 |
| 02109903 | Aves, saladas o en salmuera. | 839 | 433 | 579 | 611 | 459 | 0 | 233 | 217 | 19 | 0 | 0 | 0 | 3,390 |
| 02109999 | Los demás. | 6 | 283 | 334 | 77 | 577 | 815 | 2,049 | 2,165 | 2,095 | 3,213 | 2,320 | 1,888 | 15,822 |
| | ***SUMA*** | ***845*** | ***716*** | ***913*** | ***688*** | ***1,036*** | ***815*** | ***2,282*** | ***2,382*** | ***2,113*** | ***3,213*** | ***2,320*** | ***1,888*** | ***19,211*** |
| **HUEVO CON Y SIN CASCARA, YEMAS DE HUEVO, FRESCOS O CONGELADOS** | | | | | | | | | | | | | | |
| 04070001 | Huevos frescos, incluso fértiles. | 14 | 0 | 0 | 0 | 0 | 0 | 0 | 0 | 0 | 0 | 0 | 0 | 14 |
| 04070002 | Huevos congelados. | 0 | 0 | 0 | 0 | 0 | 0 | 0 | 0 | 0 | 0 | 0 | 0 | 0 |
| 04070003 | Huevo fértil | 2,259 | 2,313 | 2,679 | 2,402 | 2,239 | 2,229 | 2,450 | 2,242 | 2,194 | 2,238 | 1,694 | 1,725 | 26,664 |
| 04070099 | Los demás. | 0 | 0 | 0 | 0 | 0 | 0 | 0 | 0 | 0 | 0 | 0 | 0 | 0 |
| 04081101 | Secas. | 0 | 0 | 0 | 33 | 0 | 0 | 64 | 64 | 64 | 0 | 120 | 0 | 346 |
| 04081900 | Las demás. | 0 | 0 | 0 | 0 | 0 | 0 | 0 | 0 | 0 | 0 | 0 | 0 | 0 |
| 04081999 | Las demás | 83 | 52 | 0 | 34 | 41 | 0 | 76 | 85 | 80 | 0 | 375 | 453 | 1,279 |
| 04089101 | Congelados o en polvo. | 23 | 89 | 54 | 0 | 0 | 0 | 60 | 55 | 2 | 0 | 74 | 69 | 425 |
| 04089199 | Los demás. | 0 | 0 | 0 | 56 | 51 | 230 | 110 | 110 | 110 | 0 | 0 | 0 | 667 |
| 04089901 | Congelados, excepto lo comprendido en la fracción 0408.99.02. | 9 | 8 | 3 | 5 | 12 | 28 | 2 | 8 | 1 | 0 | 6 | 7 | 91 |
| 04089999 | Los demás | 6 | 21 | 1 | 5 | 5 | 4 | 5 | 2 | 6 | 5 | 41 | 5 | 107 |
| | ***SUMA*** | ***2,394*** | ***2,483*** | ***2,737*** | ***2,534*** | ***2,348*** | ***2,491*** | ***2,769*** | ***2,566*** | ***2,458*** | ***2,243*** | ***2,311*** | ***2,259*** | ***29,593*** |
| ***EMBUTIDOS Y PRODUCTOS SIMILARES*** | | | | | | | | | | | | | | |
| 16010001 | De gallo, gallina o pavo (gallipavo). | 2,758 | 2,318 | 2,430 | 2,417 | 2,529 | 2,448 | 2,339 | 2,351 | 2,271 | 2,655 | 2,194 | 2,633 | 29,342 |
| 16010099 | Los demás. | 2,360 | 2,410 | 2,533 | 2,570 | 2,358 | 2,218 | 2,918 | 2,739 | 2,688 | 2,774 | 2,217 | 2,774 | 30,558 |
| 16021001 | Preparaciones homogeneizadas de gallo, gallina o pavo (gallipavo). | 0 | 0 | 0 | 0 | 0 | 7 | 0 | 0 | 3 | 26 | 11 | 0 | 46 |
| 16021099 | Las demás preparaciones homogeneizadas. | 0 | 0 | 0 | 0 | 0 | 0 | 0 | 0 | 0 | 0 | 0 | 0 | 0 |
| 16022001 | De gallo, gallina o pavo (gallipavo). | 0 | 22 | 11 | 56 | 0 | 0 | 0 | 0 | 0 | 0 | 0 | 0 | 89 |
| 16022099 | Las demás. | 36 | 30 | 22 | 25 | 37 | 5 | 144 | 10 | 75 | 16 | 134 | 126 | 658 |
| 16023101 | De pavo (gallipavo). | 289 | 158 | 235 | 211 | 211 | 286 | 511 | 311 | 474 | 1,771 | 2,231 | 1,036 | 7,726 |
| 16023201 | De gallo o gallina. | 928 | 1,109 | 1,023 | 880 | 873 | 473 | 982 | 963 | 921 | 1,000 | 1,016 | 907 | 11,075 |
| 16023999 | Las demás. | 5 | 2 | 20 | 3 | 0 | 10 | 22 | 9 | 20 | 17 | 12 | 20 | 140 |
| | ***SUMA*** | ***6,376*** | ***6,050*** | ***6,274*** | ***6,163*** | ***6,008*** | ***5,446*** | ***6,915*** | ***6,382*** | ***6,451*** | ***8,258*** | ***7,815*** | ***7,497*** | ***79,634*** |
| | ***TOTAL*** | **50,844** | **29,726** | **33,529** | **28,701** | **32,803** | **30,944** | **35,365** | **31,027** | **39,066** | **48,709** | **40,770** | **51,436** | **452,921** |

**FUENTE: CNG, ELABORADO CON ESTADÍSTICAS DE COMERCIO EXTERIOR DE BANCOMEXT**

**MEXICO, VOLUMEN DE LAS IMPORTACIONES DEFINITIVAS DEL SISTEMA PRODUCTIVO AVÍCOLA**

Cabezas o Toneladas **2004**

| FRACCION | DENOMINACION | Ene-04 | Feb-04 | Mar-04 | Abr-04 | May-04 | Jun-04 | Jul-04 | Ago-04 | Sep-04 | Oct-04 | Nov-04 | Dic-04 | Total |
|---|---|---|---|---|---|---|---|---|---|---|---|---|---|---|
| **ANIMALES VIVOS** | | | | | | | | | | | | | | |
| 01051101 | Cuando no necesiten alimento durante su transporte. | 87,903 | 145,083 | 0 | 175,341 | 241,793 | 177,355 | 113,470 | 165,618 | 187,380 | 153,116 | 167,700 | 91,570 | 1,706,329 |
| 01051102 | Aves progenitores recién nacidas, con certificado de alto registro, cuando se importe un máximo de 18,000 cabezas por cada operación. | 64,788 | 0 | 0 | 97,682 | 38,582 | 7,827 | 84,771 | 17,712 | 17,875 | 65,385 | 54,725 | 46,670 | 496,017 |
| 01051199 | Los demás. | 0 | 0 | 0 | 39,500 | 39,500 | 25,500 | 39,500 | 0 | 0 | 59,900 | 2,708 | 0 | 206,608 |
| 01051201 | Pavos (gallipavos). | 163,711 | 168,820 | 6,000 | 257,560 | 196,560 | 89,020 | 113,820 | 308,130 | 170,420 | 69,500 | 77,500 | 99,800 | 1,720,841 |
| 01051999 | Los demás. | 942 | 6,810 | 0 | 1,538 | 540 | 1,538 | 3,320 | 4,100 | 0 | 2,590 | 2,050 | 0 | 23,428 |
| 01059101 | Gallos de pelea | 0 | 0 | 0 | 0 | 0 | 0 | 0 | 0 | 0 | 0 | 0 | 0 | 0 |
| 01059199 | Los demás | 0 | 0 | 0 | 0 | 0 | 0 | 0 | 0 | 0 | 0 | 0 | 0 | 0 |
| 01059201 | Gallos de pelea. | 0 | 0 | 45 | 0 | 0 | 3 | 0 | 0 | 0 | 0 | 0 | 0 | 48 |
| 01059299 | Los demás. | 0 | 0 | 0 | 0 | 0 | 0 | 0 | 0 | 0 | 0 | 0 | 0 | 0 |
| 01059301 | Gallos de pelea. | 0 | 0 | 0 | 0 | 0 | 0 | 0 | 0 | 0 | 0 | 0 | 0 | 0 |
| 01059399 | Los demás. | 0 | 0 | 0 | 0 | 0 | 0 | 0 | 0 | 0 | 0 | 0 | 0 | 0 |
| 01059999 | Los demás. | 0 | 0 | 68 | 0 | 0 | 0 | 0 | 0 | 0 | 0 | 0 | 0 | 68 |
| | ***SUMA*** | ***317,344*** | ***320,713*** | ***6,113*** | ***571,621*** | ***516,975*** | ***301,243*** | ***354,881*** | ***495,560*** | ***375,675*** | ***350,491*** | ***304,683*** | ***238,040*** | ***4,153,339*** |
| **CARNE Y DESPOJOS FRESCOS, REFRIGERADOS Y CONGELADOS** | | | | | | | | | | | | | | |
| 02071001 | Pavos | 0 | 0 | 0 | 0 | 0 | 0 | 0 | 0 | 0 | 0 | 0 | 0 | 0 |
| 02071099 | Los demás | 0 | 0 | 0 | 0 | 0 | 0 | 0 | 0 | 0 | 0 | 0 | 0 | 0 |
| 02071101 | Sin trocear, frescos o refrigerados. | 0 | 0 | 0 | 0 | 0 | 0 | 0 | 0 | 0 | 0 | 0 | 0 | 0 |
| 02071201 | Sin trocear, congelados. | 0 | 0 | 0 | 0 | 0 | 0 | 0 | 0 | 1 | 16 | 18 | 0 | 35 |
| 02071301 | Mecánicamente deshuesados. | 7,202 | 6,370 | 4,642 | 4,520 | 7,808 | 7,124 | 8,298 | 8,345 | 8,714 | 8,165 | 8,816 | 9,568 | 89,572 |
| 02071302 | Carcazas. | 2,137 | 1,561 | 0 | 1,454 | 2,173 | 1,301 | 414 | 175 | 154 | 245 | 448 | 555 | 10,618 |
| 02071303 | Piernas, Muslos o Piernas con muslos | 1,724 | 2,786 | 2,212 | 3,226 | 2,587 | 2,876 | 2,466 | 2,031 | 2,440 | 2,617 | 2,785 | 4,407 | 32,157 |
| 02071399 | Los demás. | 0 | 0 | 0 | 36 | 0 | 73 | 54 | 138 | 55 | 73 | 91 | 89 | 608 |
| 02071401 | Mecánicamente deshuesados. | 3,192 | 3,393 | 6,402 | 3,164 | 25,185 | 5,130 | 5,155 | 4,421 | 4,606 | 3,724 | 4,217 | 4,731 | 73,320 |
| 02071402 | Hígados. | 0 | 0 | 0 | 0 | 0 | 0 | 0 | 0 | 0 | 0 | 0 | 0 | 0 |
| 02071403 | Carcazas. | 0 | 0 | 0 | 0 | 0 | 0 | 842 | 1,720 | 1,768 | 1,590 | 584 | 190 | 6,694 |
| 02071404 | Piernas, Muslos o Piernas con muslos | 5,601 | 8,102 | 1,014 | 5,464 | 9,943 | 14,388 | 5,558 | 7,999 | 7,644 | 8,288 | 9,274 | 8,991 | 92,265 |
| 02071499 | Los demás. | 281 | 274 | 201 | 186 | 137 | 116 | 339 | 582 | 1,193 | 910 | 611 | 660 | 5,489 |
| 02072101 | Gallos y gallinas | 0 | 0 | 0 | 0 | 0 | 0 | 0 | 0 | 0 | 0 | 0 | 0 | 0 |
| 02072201 | Pavos | 0 | 0 | 0 | 0 | 0 | 0 | 0 | 0 | 0 | 0 | 0 | 0 | 0 |
| 02072301 | Patos, gansos y pintadas | 0 | 0 | 0 | 0 | 0 | 0 | 0 | 0 | 0 | 0 | 0 | 0 | 0 |
| 02072401 | Sin trocear, frescos o refrigerados. | 95 | 89 | 0 | 0 | 296 | 361 | 401 | 728 | 562 | 206 | 150 | 0 | 2,888 |
| 02072501 | Sin trocear, congelados. | 16 | 0 | 0 | 0 | 34 | 0 | 0 | 401 | 212 | 514 | 1,073 | 919 | 3,170 |
| 02072601 | Mecánicamente deshuesados. | 36 | 167 | 76 | 170 | 202 | 127 | 253 | 239 | 579 | 452 | 554 | 587 | 3,442 |
| 02072602 | Carcazas. | 0 | 0 | 0 | 0 | 0 | 0 | 0 | 0 | 0 | 0 | 0 | 0 | 0 |
| 02072699 | Los demás. | 6,586 | 4,861 | 2,170 | 2,567 | 5,544 | 6,390 | 6,710 | 7,819 | 7,941 | 7,436 | 7,841 | 7,912 | 73,775 |
| 02072701 | Mecánicamente deshuesados. | 883 | 555 | 850 | 889 | 1,036 | 1,230 | 1,311 | 1,255 | 1,054 | 1,178 | 1,279 | 1,564 | 13,085 |
| 02072702 | Hígados. | 0 | 0 | 0 | 0 | 0 | 0 | 0 | 0 | 5 | 0 | 0 | 0 | 5 |
| 02072703 | Carcazas. | 0 | 0 | 0 | 0 | 0 | 0 | 0 | 0 | 0 | 0 | 0 | 0 | 0 |
| 02072799 | Los demás. | 2,302 | 2,243 | 3,670 | 1,397 | 3,267 | 3,535 | 4,326 | 3,858 | 3,951 | 3,578 | 3,758 | 3,705 | 39,590 |
| 02073101 | Hígados grasos de ganso o pintada | 0 | 0 | 0 | 0 | 0 | 0 | 0 | 0 | 0 | 0 | 0 | 0 | 0 |
| 02073201 | Sin trocear, frescos o refrigerados. | 0 | 0 | 0 | 0 | 0 | 0 | 0 | 0 | 0 | 0 | 0 | 0 | 0 |
| 02073301 | Sin trocear, congelados. | 29 | 104 | 0 | 169 | 66 | 58 | 44 | 83 | 52 | 36 | 87 | 71 | 797 |
| 02073401 | Hígados grasos, frescos o refrigerados. | 0 | 0 | 0 | 0 | 0 | 0 | 0 | 0 | 0 | 0 | 0 | 0 | 0 |
| 02073599 | Los demás, frescos o refrigerados. | 0 | 0 | 0 | 0 | 0 | 0 | 0 | 0 | 0 | 0 | 0 | 0 | 0 |
| 02073601 | Hígados. | 0 | 0 | 0 | 0 | 0 | 0 | 0 | 0 | 0 | 0 | 0 | 0 | 1 |
| 02073699 | Los demás. | 0 | 3 | 0 | 3 | 1 | 3 | 2 | 1 | 9 | 1 | 3 | 6 | 31 |
| 02073901 | De gallo, gallina o pavo, | 0 | 0 | 0 | 0 | 0 | 0 | 0 | 0 | 0 | 0 | 0 | 0 | 0 |
| 02073902 | De pavo | 0 | 0 | 0 | 0 | 0 | 0 | 0 | 0 | 0 | 0 | 0 | 0 | 0 |
| 02073999 | Los demás | 0 | 0 | 0 | 0 | 0 | 0 | 0 | 0 | 0 | 0 | 0 | 0 | 0 |
| 02074101 | Mecánicamente deshuesados | 0 | 0 | 0 | 0 | 0 | 0 | 0 | 0 | 0 | 0 | 0 | 0 | 0 |
| 02074199 | Los demás | 0 | 0 | 0 | 0 | 0 | 0 | 0 | 0 | 0 | 0 | 0 | 0 | 0 |
| 02074201 | Mecánicamente deshuesados | 0 | 0 | 0 | 0 | 0 | 0 | 0 | 0 | 0 | 0 | 0 | 0 | 0 |
| 02074299 | Los demás | 0 | 0 | 0 | 0 | 0 | 0 | 0 | 0 | 0 | 0 | 0 | 0 | 0 |
| 02074301 | De pato, de ganso o de pintada | 0 | 0 | 0 | 0 | 0 | 0 | 0 | 0 | 0 | 0 | 0 | 0 | 0 |
| 02075001 | Hígados de aves, congelados | 0 | 0 | 0 | 0 | 0 | 0 | 0 | 0 | 0 | 0 | 0 | 0 | 0 |
| | ***SUMA*** | ***30,082*** | ***30,508*** | ***21,235*** | ***23,244*** | ***58,278*** | ***42,713*** | ***36,171*** | ***39,795*** | ***40,940*** | ***39,029*** | ***41,588*** | ***43,954*** | ***447,539*** |
| **TOCINO SIN PARTES MAGRAS Y GRASA, SIN FUNDIR NI EXTRAER DE OTRO MODO, FRESCOS, REFRIGERADOS, CONGELADOS, SALADOS O EN SALMUERA, SECOS O AHUMADOS.** | | | | | | | | | | | | | | |
| 02090001 | De gallo, gallina o pavo (gallipavo). | 0 | 0 | 0 | 0 | 0 | 0 | 0 | 0 | 0 | 0 | 0 | 0 | 0 |
| | ***SUMA*** | ***0*** | ***0*** | ***0*** | ***0*** | ***0*** | ***0*** | ***0*** | ***0*** | ***0*** | ***0*** | ***0*** | ***0*** | ***0*** |
| **CARNE Y DESPOJOS COMESTIBLES, SALADOS O EN SALMUERA, SECOS O AHUMADOS; HARINA Y POLVO COMESTIBLES, DE CARNE O DE DESPOJOS.** | | | | | | | | | | | | | | |
| 02109003 | Aves, saladas o en salmuera | 0 | 0 | 0 | 0 | 0 | 0 | 0 | 0 | 0 | 0 | 0 | 0 | 0 |
| 02109099 | Los demás. | 0 | 0 | 0 | 0 | 0 | 0 | 0 | 0 | 0 | 0 | 0 | 0 | 0 |
| 02109903 | Aves, saladas o en salmuera. | 0 | 91 | 0 | 0 | 38 | 36 | 0 | 0 | 0 | 0 | 0 | 0 | 165 |
| 02109999 | Los demás. | 135 | 147 | 153 | 148 | 167 | 111 | 480 | 671 | 1,118 | 1,030 | 1,122 | 354 | 5,637 |
| | ***SUMA*** | ***135*** | ***237*** | ***153*** | ***148*** | ***205*** | ***148*** | ***480*** | ***671*** | ***1,118*** | ***1,030*** | ***1,122*** | ***354*** | ***5,802*** |
| **HUEVO CON Y SIN CASCARA, YEMAS DE HUEVO, FRESCOS O CONGELADOS** | | | | | | | | | | | | | | |
| 04070001 | Huevos frescos, incluso fértiles. | 0 | 0 | 0 | 0 | 0 | 0 | 0 | 0 | 17 | 17 | 17 | 50 | 99 |
| 04070002 | Huevos congelados. | 0 | 0 | 0 | 0 | 0 | 0 | 0 | 0 | 0 | 0 | 0 | 0 | 0 |
| 04070003 | Huevo fértil | 456 | 333 | 67 | 335 | 279 | 311 | 366 | 372 | 580 | 678 | 650 | 479 | 4,906 |
| 04070099 | Los demás. | 0 | 0 | 0 | 0 | 0 | 0 | 0 | 0 | 0 | 0 | 0 | 0 | 0 |
| 04081101 | Secas. | 18 | 19 | 0 | 0 | 19 | 19 | 18 | 0 | 19 | 38 | 0 | 8 | 159 |
| 04081900 | Las demás. | 0 | 0 | 0 | 0 | 0 | 0 | 0 | 0 | 0 | 0 | 0 | 0 | 0 |
| 04081999 | Las demás | 189 | 62 | 0 | 19 | 0 | 0 | 0 | 89 | 88 | 0 | 73 | 80 | 600 |
| 04089101 | Congelados o en polvo. | 38 | 9 | 0 | 10 | 14 | 19 | 18 | 0 | 0 | 0 | 18 | 10 | 136 |
| 04089199 | Los demás. | 0 | 0 | 0 | 0 | 0 | 0 | 0 | 0 | 0 | 0 | 19 | 0 | 19 |
| 04089901 | Congelados, excepto lo comprendido en la fracción 0408.99.02. | 2 | 3 | 5 | 13 | 2 | 3 | 3 | 3 | 0 | 0 | 3 | 3 | 42 |
| 04089999 | Los demás | 2 | 3 | 2 | 3 | 44 | 57 | 56 | 38 | 38 | 57 | 92 | 50 | 441 |
| | ***SUMA*** | ***706*** | ***430*** | ***74*** | ***381*** | ***358*** | ***409*** | ***461*** | ***502*** | ***742*** | ***790*** | ***871*** | ***679*** | ***6,404*** |
| ***EMBUTIDOS Y PRODUCTOS SIMILARES*** | | | | | | | | | | | | | | |
| 16010001 | De gallo, gallina o pavo (gallipavo). | 1,035 | 1,093 | 1,660 | 1,426 | 1,297 | 1,207 | 1,283 | 1,171 | 1,118 | 1,135 | 1,380 | 1,069 | 14,872 |
| 16010099 | Los demás. | 243 | 377 | 665 | 493 | 449 | 565 | 643 | 516 | 498 | 423 | 643 | 810 | 6,324 |
| 16021001 | Preparaciones homogeneizadas de gallo, gallina o pavo (gallipavo). | 0 | 0 | 11 | 15 | 0 | 0 | 0 | 0 | 11 | 0 | 0 | 0 | 37 |
| 16021099 | Las demás preparaciones homogeneizadas. | 0 | 0 | 0 | 0 | 0 | 0 | 0 | 0 | 0 | 0 | 0 | 0 | 0 |
| 16022001 | De gallo, gallina o pavo (gallipavo). | 0 | 0 | 0 | 0 | 0 | 0 | 0 | 0 | 0 | 0 | 0 | 0 | 0 |
| 16022099 | Las demás. | 1 | 0 | 5 | 2 | 8 | 0 | 1 | 0 | 6 | 4 | 7 | 6 | 41 |
| 16023101 | De pavo (gallipavo). | 82 | 77 | 101 | 93 | 108 | 120 | 115 | 116 | 190 | 552 | 855 | 606 | 3,015 |
| 16023201 | De gallo o gallina. | 483 | 375 | 420 | 381 | 350 | 410 | 469 | 398 | 493 | 364 | 412 | 380 | 4,936 |
| 16023999 | Las demás. | 0 | 0 | 1 | 2 | 0 | 2 | 1 | 0 | 1 | 2 | 2 | 5 | 17 |
| | ***SUMA*** | ***1,845*** | ***1,922*** | ***2,863*** | ***2,411*** | ***2,212*** | ***2,305*** | ***2,512*** | ***2,202*** | ***2,316*** | ***2,480*** | ***3,298*** | ***2,876*** | ***29,242*** |

**FUENTE: CNG, ELABORADO CON ESTADÍSTICAS DE COMERCIO EXTERIOR DE BANCOMEXT**

**MEXICO, VALOR DE LAS IMPORTACIONES DEFINITIVAS DEL SISTEMA PRODUCTIVO AVÍCOLA**

Miles de dólares **2004**

| FRACCION | DENOMINACION | Ene-04 | Feb-04 | Mar-04 | Abr-04 | May-04 | Jun-04 | Jul-04 | Ago-04 | Sep-04 | Oct-04 | Nov-04 | Dic-04 | Total |
|---|---|---|---|---|---|---|---|---|---|---|---|---|---|---|
| **ANIMALES VIVOS** | | | | | | | | | | | | | | |
| 01051101 | Cuando no necesiten alimento durante su transporte. | 400 | 485 | 0 | 683 | 962 | 641 | 521 | 503 | 562 | 514 | 689 | 327 | 6,289 |
| 01051102 | Aves progenitores recién nacidas, con certificado de alto registro, cuando se importe un máximo de 18,000 cabezas por cada operación. | 1,422 | 0 | 0 | 1,626 | 463 | 92 | 1,479 | 328 | 232 | 1,183 | 869 | 1,224 | 8,919 |
| 01051199 | Los demás. | 0 | 0 | 0 | 80 | 80 | 146 | 83 | 0 | 0 | 136 | 11 | 0 | 537 |
| 01051201 | Pavos (gallipavos). | 198 | 209 | 12 | 328 | 252 | 134 | 180 | 435 | 283 | 85 | 143 | 139 | 2,398 |
| 01051999 | Los demás. | 11 | 16 | 0 | 7 | 7 | 6 | 14 | 15 | 0 | 14 | 7 | 0 | 96 |
| 01059101 | Gallos de pelea | 0 | 0 | 0 | 0 | 0 | 0 | 0 | 0 | 0 | 0 | 0 | 0 | 0 |
| 01059199 | Los demás | 0 | 0 | 0 | 0 | 0 | 0 | 0 | 0 | 0 | 0 | 0 | 0 | 0 |
| 01059201 | Gallos de pelea. | 0 | 0 | 2 | 0 | 0 | 1 | 0 | 0 | 0 | 0 | 0 | 0 | 3 |
| 01059299 | Los demás. | 0 | 0 | 0 | 0 | 0 | 0 | 0 | 0 | 0 | 0 | 0 | 0 | 0 |
| 01059301 | Gallos de pelea. | 0 | 0 | 0 | 0 | 0 | 0 | 0 | 0 | 0 | 0 | 0 | 0 | 0 |
| 01059399 | Los demás. | 0 | 0 | 0 | 0 | 0 | 0 | 0 | 0 | 0 | 0 | 0 | 0 | 0 |
| 01059999 | Los demás. | 0 | 0 | 1 | 0 | 0 | 0 | 0 | 0 | 0 | 0 | 0 | 0 | 1 |
| | ***SUMA*** | ***2,031*** | ***710*** | ***15*** | ***2,723*** | ***1,764*** | ***1,020*** | ***2,277*** | ***1,281*** | ***1,078*** | ***1,933*** | ***1,720*** | ***1,690*** | ***18,242*** |
| **CARNE Y DESPOJOS FRESCOS, REFRIGERADOS Y CONGELADOS** | | | | | | | | | | | | | | |
| 02071001 | Pavos | 0 | 0 | 0 | 0 | 0 | 0 | 0 | 0 | 0 | 0 | 0 | 0 | 0 |
| 02071099 | Los demás | 0 | 0 | 0 | 0 | 0 | 0 | 0 | 0 | 0 | 0 | 0 | 0 | 0 |
| 02071101 | Sin trocear, frescos o refrigerados. | 0 | 0 | 0 | 0 | 0 | 0 | 0 | 0 | 0 | 0 | 0 | 0 | 0 |
| 02071201 | Sin trocear, congelados. | 0 | 0 | 0 | 0 | 0 | 0 | 0 | 0 | 1 | 29 | 33 | 0 | 63 |
| 02071301 | Mecánicamente deshuesados. | 2,622 | 2,300 | 1,794 | 1,934 | 2,941 | 2,910 | 3,355 | 3,212 | 3,326 | 3,023 | 3,289 | 3,650 | 34,358 |
| 02071302 | Carcazas. | 448 | 322 | 0 | 324 | 469 | 327 | 90 | 40 | 32 | 56 | 105 | 130 | 2,343 |
| 02071303 | Piernas, Muslos o Piernas con muslos | 1,237 | 2,493 | 1,914 | 2,673 | 2,247 | 2,377 | 1,849 | 1,431 | 1,658 | 1,777 | 1,902 | 3,041 | 24,599 |
| 02071399 | Los demás. | 0 | 0 | 0 | 29 | 0 | 23 | 13 | 28 | 12 | 34 | 21 | 22 | 182 |
| 02071401 | Mecánicamente deshuesados. | 2,538 | 3,035 | 4,013 | 2,731 | 3,895 | 3,820 | 4,661 | 4,970 | 5,093 | 4,267 | 4,443 | 5,023 | 48,488 |
| 02071402 | Hígados. | 0 | 0 | 0 | 0 | 0 | 0 | 0 | 0 | 0 | 0 | 0 | 0 | 0 |
| 02071403 | Carcazas. | 0 | 0 | 0 | 0 | 0 | 0 | 188 | 398 | 393 | 369 | 137 | 45 | 1,530 |
| 02071404 | Piernas, Muslos o Piernas con muslos | 2,972 | 5,867 | 941 | 4,624 | 7,317 | 10,325 | 3,498 | 5,470 | 5,061 | 5,376 | 5,863 | 5,789 | 63,102 |
| 02071499 | Los demás. | 375 | 448 | 310 | 300 | 209 | 149 | 511 | 658 | 1,471 | 982 | 878 | 1,092 | 7,384 |
| 02072101 | Gallos y gallinas | 0 | 0 | 0 | 0 | 0 | 0 | 0 | 0 | 0 | 0 | 0 | 0 | 0 |
| 02072201 | Pavos | 0 | 0 | 0 | 0 | 0 | 0 | 0 | 0 | 0 | 0 | 0 | 0 | 0 |
| 02072301 | Patos, gansos y pintadas | 0 | 0 | 0 | 0 | 0 | 0 | 0 | 0 | 0 | 0 | 0 | 0 | 0 |
| 02072401 | Sin trocear, frescos o refrigerados. | 112 | 97 | 0 | 0 | 346 | 441 | 555 | 1,146 | 968 | 366 | 207 | 0 | 4,239 |
| 02072501 | Sin trocear, congelados. | 29 | 0 | 0 | 0 | 62 | 0 | 0 | 694 | 379 | 900 | 1,887 | 1,768 | 5,720 |
| 02072601 | Mecánicamente deshuesados. | 16 | 141 | 65 | 149 | 221 | 135 | 107 | 126 | 272 | 205 | 239 | 251 | 1,926 |
| 02072602 | Carcazas. | 0 | 0 | 0 | 0 | 0 | 0 | 0 | 0 | 0 | 0 | 0 | 0 | 0 |
| 02072699 | Los demás. | 9,821 | 7,426 | 4,384 | 5,155 | 8,917 | 8,949 | 8,641 | 10,601 | 11,646 | 11,431 | 11,933 | 11,942 | 110,847 |
| 02072701 | Mecánicamente deshuesados. | 732 | 619 | 1,190 | 1,489 | 2,613 | 2,681 | 1,852 | 1,397 | 1,177 | 1,571 | 1,463 | 2,367 | 19,152 |
| 02072702 | Hígados. | 0 | 0 | 0 | 0 | 0 | 0 | 0 | 0 | 3 | 0 | 0 | 0 | 3 |
| 02072703 | Carcazas. | 0 | 0 | 0 | 0 | 0 | 0 | 0 | 0 | 0 | 0 | 0 | 0 | 0 |
| 02072799 | Los demás. | 3,303 | 3,581 | 7,140 | 2,497 | 4,358 | 4,790 | 5,833 | 5,382 | 5,492 | 5,439 | 6,088 | 5,653 | 59,557 |
| 02073101 | Hígados grasos de ganso o pintada | 0 | 0 | 0 | 0 | 0 | 0 | 0 | 0 | 0 | 0 | 0 | 0 | 0 |
| 02073201 | Sin trocear, frescos o refrigerados. | 0 | 0 | 0 | 0 | 0 | 0 | 0 | 0 | 0 | 0 | 0 | 0 | 0 |
| 02073301 | Sin trocear, congelados. | 80 | 287 | 0 | 443 | 183 | 164 | 121 | 232 | 147 | 95 | 235 | 200 | 2,186 |
| 02073401 | Hígados grasos, frescos o refrigerados. | 0 | 4 | 0 | 0 | 0 | 2 | 0 | 0 | 0 | 0 | 0 | 0 | 6 |
| 02073599 | Los demás, frescos o refrigerados. | 0 | 0 | 0 | 0 | 0 | 0 | 0 | 0 | 0 | 0 | 0 | 0 | 0 |
| 02073601 | Hígados. | 0 | 0 | 0 | 0 | 0 | 12 | 0 | 0 | 2 | 0 | 14 | 7 | 35 |
| 02073699 | Los demás. | 0 | 33 | 0 | 35 | 6 | 41 | 22 | 15 | 88 | 4 | 27 | 59 | 330 |
| 02073901 | De gallo, gallina o pavo, | 0 | 0 | 0 | 0 | 0 | 0 | 0 | 0 | 0 | 0 | 0 | 0 | 0 |
| 02073902 | De pavo | 0 | 0 | 0 | 0 | 0 | 0 | 0 | 0 | 0 | 0 | 0 | 0 | 0 |
| 02073999 | Los demás | 0 | 0 | 0 | 0 | 0 | 0 | 0 | 0 | 0 | 0 | 0 | 0 | 0 |
| 02074101 | Mecánicamente deshuesados | 0 | 0 | 0 | 0 | 0 | 0 | 0 | 0 | 0 | 0 | 0 | 0 | 0 |
| 02074199 | Los demás | 0 | 0 | 0 | 0 | 0 | 0 | 0 | 0 | 0 | 0 | 0 | 0 | 0 |
| 02074201 | Mecánicamente deshuesados | 0 | 0 | 0 | 0 | 0 | 0 | 0 | 0 | 0 | 0 | 0 | 0 | 0 |
| 02074299 | Los demás | 0 | 0 | 0 | 0 | 0 | 0 | 0 | 0 | 0 | 0 | 0 | 0 | 0 |
| 02074301 | De pato, de ganso o de pintada | 0 | 0 | 0 | 0 | 0 | 0 | 0 | 0 | 0 | 0 | 0 | 0 | 0 |
| 02075001 | Hígados de aves, congelados | 0 | 0 | 0 | 0 | 0 | 0 | 0 | 0 | 0 | 0 | 0 | 0 | 0 |
| | ***SUMA*** | ***24,287*** | ***26,654*** | ***21,751*** | ***22,383*** | ***33,784*** | ***37,147*** | ***31,298*** | ***35,801*** | ***37,221*** | ***35,924*** | ***38,762*** | ***41,038*** | ***386,050*** |
| **TOCINO SIN PARTES MAGRAS Y GRASA, SIN FUNDIR NI EXTRAER DE OTRO MODO, FRESCOS, REFRIGERADOS, CONGELADOS, SALADOS O EN SALMUERA, SECOS O AHUMADOS.** | | | | | | | | | | | | | | |
| 02090001 | De gallo, gallina o pavo (gallipavo). | 0 | 0 | 0 | 0 | 0 | 0 | 0 | 0 | 0 | 0 | 0 | 0 | 0 |
| | ***SUMA*** | ***0*** | ***0*** | ***0*** | ***0*** | ***0*** | ***0*** | ***0*** | ***0*** | ***0*** | ***0*** | ***0*** | ***0*** | ***0*** |
| **CARNE Y DESPOJOS COMESTIBLES, SALADOS O EN SALMUERA, SECOS O AHUMADOS; HARINA Y POLVO COMESTIBLES, DE CARNE O DE DESPOJOS.** | | | | | | | | | | | | | | |
| 02109003 | Aves, saladas o en salmuera | 0 | 0 | 0 | 0 | 0 | 0 | 0 | 0 | 0 | 0 | 0 | 0 | 0 |
| 02109099 | Los demás. | 0 | 0 | 0 | 0 | 0 | 0 | 0 | 0 | 0 | 0 | 0 | 0 | 0 |
| 02109903 | Aves, saladas o en salmuera. | 0 | 89 | 0 | 0 | 35 | 34 | 0 | 0 | 0 | 0 | 0 | 0 | 158 |
| 02109999 | Los demás. | 420 | 459 | 469 | 422 | 495 | 330 | 1,061 | 1,582 | 2,424 | 2,317 | 2,503 | 808 | 13,289 |
| | ***SUMA*** | ***420*** | ***548*** | ***469*** | ***422*** | ***530*** | ***364*** | ***1,061*** | ***1,582*** | ***2,424*** | ***2,317*** | ***2,503*** | ***808*** | ***13,447*** |
| **HUEVO CON Y SIN CASCARA, YEMAS DE HUEVO, FRESCOS O CONGELADOS** | | | | | | | | | | | | | | |
| 04070001 | Huevos frescos, incluso fértiles. | 0 | 0 | 0 | 0 | 0 | 0 | 0 | 0 | 14 | 13 | 15 | 44 | 85 |
| 04070002 | Huevos congelados. | 0 | 0 | 0 | 0 | 0 | 0 | 0 | 0 | 0 | 0 | 0 | 0 | 0 |
| 04070003 | Huevo fértil | 1,521 | 1,185 | 203 | 1,048 | 897 | 1,148 | 1,403 | 1,574 | 2,369 | 2,498 | 2,267 | 1,808 | 17,922 |
| 04070099 | Los demás. | 0 | 0 | 0 | 0 | 0 | 0 | 0 | 0 | 0 | 0 | 0 | 0 | 0 |
| 04081101 | Secas. | 73 | 72 | 0 | 0 | 71 | 71 | 67 | 0 | 66 | 132 | 0 | 24 | 576 |
| 04081900 | Las demás. | 0 | 0 | 0 | 0 | 0 | 0 | 0 | 0 | 0 | 0 | 0 | 0 | 0 |
| 04081999 | Las demás | 354 | 98 | 0 | 41 | 0 | 0 | 0 | 127 | 115 | 0 | 102 | 107 | 944 |
| 04089101 | Congelados o en polvo. | 153 | 50 | 0 | 13 | 34 | 77 | 22 | 0 | 0 | 0 | 22 | 33 | 405 |
| 04089199 | Los demás. | 0 | 0 | 0 | 0 | 0 | 0 | 0 | 0 | 0 | 0 | 64 | 0 | 64 |
| 04089901 | Congelados, excepto lo comprendido en la fracción 0408.99.02. | 4 | 6 | 10 | 30 | 3 | 7 | 7 | 7 | 0 | 0 | 7 | 7 | 90 |
| 04089999 | Los demás | 3 | 5 | 4 | 5 | 99 | 124 | 123 | 84 | 72 | 125 | 203 | 95 | 943 |
| | ***SUMA*** | ***2,110*** | ***1,417*** | ***217*** | ***1,138*** | ***1,104*** | ***1,427*** | ***1,622*** | ***1,791*** | ***2,636*** | ***2,768*** | ***2,681*** | ***2,118*** | ***21,030*** |
| ***EMBUTIDOS Y PRODUCTOS SIMILARES*** | | | | | | | | | | | | | | |
| 16010001 | De gallo, gallina o pavo (gallipavo). | 2,095 | 2,260 | 3,645 | 3,164 | 2,761 | 2,617 | 2,618 | 2,510 | 2,602 | 2,510 | 3,017 | 2,553 | 32,352 |
| 16010099 | Los demás. | 921 | 1,461 | 2,656 | 2,030 | 1,825 | 2,110 | 2,358 | 2,278 | 2,114 | 1,703 | 2,776 | 3,427 | 25,661 |
| 16021001 | Preparaciones homogeneizadas de gallo, gallina o pavo (gallipavo). | 0 | 0 | 29 | 40 | 0 | 0 | 0 | 0 | 37 | 0 | 0 | 0 | 107 |
| 16021099 | Las demás preparaciones homogeneizadas. | 0 | 0 | 0 | 0 | 0 | 0 | 0 | 0 | 0 | 0 | 0 | 0 | 0 |
| 16022001 | De gallo, gallina o pavo (gallipavo). | 0 | 0 | 0 | 0 | 0 | 0 | 0 | 0 | 0 | 0 | 0 | 0 | 0 |
| 16022099 | Las demás. | 10 | 7 | 80 | 40 | 59 | 15 | 70 | 23 | 59 | 115 | 103 | 174 | 754 |
| 16023101 | De pavo (gallipavo). | 268 | 245 | 324 | 267 | 325 | 390 | 334 | 255 | 507 | 1,333 | 2,055 | 1,496 | 7,799 |
| 16023201 | De gallo o gallina. | 975 | 838 | 946 | 769 | 826 | 986 | 1,219 | 1,012 | 1,175 | 942 | 974 | 1,043 | 11,705 |
| 16023999 | Las demás. | 0 | 3 | 15 | 16 | 0 | 20 | 18 | 6 | 15 | 27 | 22 | 47 | 188 |
| | ***SUMA*** | ***4,269*** | ***4,814*** | ***7,695*** | ***6,327*** | ***5,796*** | ***6,138*** | ***6,616*** | ***6,085*** | ***6,509*** | ***6,629*** | ***8,947*** | ***8,741*** | ***78,566*** |
| | ***TOTAL*** | **33,116** | **34,143** | **30,147** | **32,993** | **42,977** | **46,097** | **42,874** | **46,541** | **49,869** | **49,571** | **54,614** | **54,394** | **517,336** |

**FUENTE: CNG, ELABORADO CON ESTADÍSTICAS DE COMERCIO EXTERIOR DE BANCOMEXT**

**PAÍS DE ORIGEN DE ALGUNOS PRODUCTOS IMPORTADOS**

**01051101 Cuando no necesiten alimento durante su transporte**

*Cantidad (Cabezas)*

| País | 1995 | 1996 | 1997 | 1998 | 1999 | 2000 | 2001 | 2002 | 2003 | 2004 |
|---|---|---|---|---|---|---|---|---|---|---|
| ***Total*** | ***943,225*** | ***1,363,834*** | ***2,333,326*** | ***6,712,785*** | ***2,362,086*** | ***2,920,895*** | ***1,406,490*** | ***1,747,136*** | ***1,809,324*** | ***1,706,329*** |
| **Alemania** | | 14,000 | | | | 75,760 | 103,760 | 119,120 | 40,880 | |
| **Canadá** | 29,070 | 30,240 | 90,220 | 97,502 | 35,550 | 20,160 | 20,160 | 3,600 | 5,616 | |
| **Chile** | 20,700 | | 91,390 | 97,200 | | 18,450 | | | | |
| **Dinamarca** | | | | | | | | | | 93,600 |
| **El Salvador** | | 352,600 | 682,240 | 649,376 | 120,640 | 124,800 | | | 86,919 | |
| **España** | | | | | 31,200 | | | | 9,840 | 99,216 |
| **Estados Unidos** | 670,437 | 736,446 | 1,215,790 | 5,084,480 | 2,006,818 | 2,608,010 | 1,222,168 | 1,448,219 | 1,594,871 | 1,464,296 |
| **Francia** | | | 3,600 | 4,800 | | 2,796 | 23,256 | 7,184 | 71,198 | 46,217 |
| **Guatemala** | 10,000 | 10,000 | | | | | | | | |
| **Hungria** | | | | | | | | | | 3,000 |
| **Páises Bajos** | 50,360 | 40,198 | 36,986 | 129,347 | 54,128 | 55,719 | 37,146 | 169,013 | | |
| **Perú** | 80,000 | 174,000 | 201,300 | 650,080 | 108,000 | | | | | |
| **Reino Unido** | 82,658 | 6,350 | 11,800 | | 5,750 | 15,200 | | | | |

*Millones de Dólares Americanos*

| País | 1995 | 1996 | 1997 | 1998 | 1999 | 2000 | 2001 | 2002 | 2003 | 2004 |
|---|---|---|---|---|---|---|---|---|---|---|
| ***Total*** | ***1.946*** | ***2.390*** | ***3.674*** | ***6.744*** | ***4.736*** | ***5.886*** | ***4.676*** | ***5.817*** | ***5.534*** | ***6.289*** |
| **Alemania** | | 0.042 | | | | 0.341 | 0.427 | 0.491 | 0.168 | |
| **Canadá** | 0.059 | 0.090 | 0.297 | 0.327 | 0.131 | 0.067 | 0.079 | 0.020 | 0.024 | |
| **Chile** | 0.046 | | 0.198 | 0.227 | | 0.047 | | | | |
| **Dinamarca** | | | | | | | | | | 0.136 |
| **El Salvador** | | 0.146 | 0.313 | 0.285 | 0.065 | 0.066 | | | 0.050 | |
| **España** | | | | | 0.016 | | | | 0.052 | 0.497 |
| **Estados Unidos** | 1.551 | 1.909 | 2.635 | 5.151 | 4.159 | 5.008 | 3.848 | 4.442 | 4.930 | 5.445 |
| **Francia** | | | 0.011 | 0.015 | | 0.010 | 0.144 | 0.049 | 0.309 | 0.207 |
| **Guatemala** | 0.003 | 0.006 | | | | | | | | |
| **Hungria** | | | | | | | | | | 0.003 |
| **Páises Bajos** | 0.088 | 0.090 | 0.081 | 0.467 | 0.259 | 0.266 | 0.178 | 0.814 | | |
| **Perú** | 0.032 | 0.080 | 0.073 | 0.271 | 0.074 | | | | | |
| **Reino Unido** | 0.167 | 0.027 | 0.066 | | 0.031 | 0.079 | | | | |

FUENTE: CNG, ELABORADO CON ESTADÍSTICAS DE COMERCIO EXTERIOR DE BANCOMEXT

**01051102 Aves progenitores recién nacidas, con certificado de alto registro**

*Cantidad (Cabezas)*

| País | 1995 | 1996 | 1997 | 1998 | 1999 | 2000 | 2001 | 2002 | 2003 | 2004 |
|---|---|---|---|---|---|---|---|---|---|---|
| ***Total*** | ***582,126*** | ***743,876*** | ***742,972*** | ***777,806*** | ***554,839*** | ***509,754*** | ***482,725*** | ***629,303*** | ***529,127*** | ***496,017*** |
| **Alemania** | | 30,688 | 26,317 | 29,171 | 8,377 | | | 30,720 | | |
| **Canadá** | 19,656 | 22,036 | 28,730 | 38,480 | 29,952 | | | | | |
| **Chile** | | 167,685 | 22,464 | | | | | | | |
| **Dinaarca** | | | | | | | | | | 12,798 |
| **Estados Unidos** | 434,824 | 332,289 | 504,905 | 508,340 | 402,022 | 370,864 | 376,933 | 507,115 | 504,269 | 451,704 |
| **Francia** | | 4,000 | 22,400 | 6,660 | 8,200 | 12,000 | 8,160 | 8,000 | 5,500 | 7,774 |
| **Hungría** | | | | | | | | | | 11,580 |
| **Países Bajos** | 67,884 | 118,590 | 86,578 | 143,860 | 106,288 | 105,482 | 79,224 | 58,244 | 13,040 | |
| **Reino Unido** | 59,762 | 68,588 | 51,578 | 51,295 | | 21,408 | 18,408 | 25,224 | 6,318 | 12,161 |

*Millones de Dólares Americanos*

| País | 1995 | 1996 | 1997 | 1998 | 1999 | 2000 | 2001 | 2002 | 2003 | 2004 |
|---|---|---|---|---|---|---|---|---|---|---|
| ***Total*** | ***7.044*** | ***6.878*** | ***7.419*** | ***8.957*** | ***7.352*** | ***6.940*** | ***7.370*** | ***8.195*** | ***7.763*** | ***8.918*** |
| **Alemania** | | 0.493 | 0.447 | 0.445 | 0.142 | | | 0.149 | | |
| **Canadá** | 0.123 | 0.137 | 0.235 | 0.383 | 0.307 | | | | | |
| **Chile** | | 0.368 | 0.050 | | | | | | | |
| **Dinaarca** | | | | | | | | | | 0.203 |
| **Estados Unidos** | 4.993 | 3.308 | 4.244 | 4.668 | 4.923 | 4.566 | 5.355 | 6.081 | 7.318 | 7.558 |
| **Francia** | | 0.069 | 0.146 | 0.111 | 0.133 | 0.198 | 0.136 | 0.130 | 0.114 | 0.039 |
| **Hungría** | | | | | | | | | | 0.884 |
| **Países Bajos** | 1.062 | 1.411 | 1.426 | 2.534 | 1.848 | 1.868 | 1.576 | 1.483 | 0.237 | |
| **Reino Unido** | 0.866 | 1.093 | 0.871 | 0.816 | | 0.308 | 0.303 | 0.352 | 0.095 | 0.234 |

FUENTE: CNG, ELABORADO CON ESTADÍSTICAS DE COMERCIO EXTERIOR DE BANCOMEXT

**01051201 Pavos (gallipavos)**

*Cantidad (Cabezas)*

| País | 1995 | 1996 | 1997 | 1998 | 1999 | 2000 | 2001 | 2002 | 2003 | 2004 |
|---|---|---|---|---|---|---|---|---|---|---|
| ***Total*** | | ***485,931*** | ***738,146*** | ***1,532,251*** | ***1,515,633*** | ***2,167,148*** | ***2,101,335*** | ***7,508,524*** | ***1,972,640*** | ***1,720,841*** |
| **Canadá** | | | | 7,600 | | | | 7,910 | 159,530 | 28,451 |
| **Chile** | | 9,000 | | 69,714 | 193,200 | 67,500 | 141,500 | 84,000 | | 131,100 |
| **Estados Unidos** | | 476,931 | 738,146 | 1,454,937 | 1,322,433 | 2,099,648 | 1,959,835 | 7,416,614 | 1,813,110 | 1,561,290 |

*Millones de Dólares Americanos*

| País | 1995 | 1996 | 1997 | 1998 | 1999 | 2000 | 2001 | 2002 | 2003 | 2004 |
|---|---|---|---|---|---|---|---|---|---|---|
| ***Total*** | | ***0.612*** | ***0.831*** | ***1.793*** | ***1.873*** | ***2.684*** | ***2.632*** | ***3.013*** | ***2.392*** | ***2.399*** |
| **Canadá** | | | | 0.009 | | | | 0.018 | 0.257 | 0.044 |
| **Chile** | | 0.022 | | 0.110 | 0.329 | 0.116 | 0.250 | 0.151 | | 0.265 |
| **Estados Unidos** | | 0.589 | 0.831 | 1.673 | 1.544 | 2.569 | 2.382 | 2.844 | 2.135 | 2.090 |

FUENTE: CNG, ELABORADO CON ESTADÍSTICAS DE COMERCIO EXTERIOR DE BANCOMEXT

**02071301 Mecánicamente deshuesados**

*Cantidad (Kilogramos)*

| País | 1995 | 1996 | 1997 | 1998 | 1999 | 2000 | 2001 | 2002 | 2003 | 2004 |
|---|---|---|---|---|---|---|---|---|---|---|
| ***Total*** | | ***13,652,550*** | ***26,255,022*** | ***42,284,804*** | ***52,787,494*** | ***60,913,840*** | ***65,526,812*** | ***67,884,972*** | ***80,081,316*** | ***89,571,806*** |
| **Estados Unidos** | | 13,652,550 | 26,255,022 | 42,284,804 | 52,787,494 | 60,913,840 | 65,526,812 | 67,884,967 | 80,081,316 | 89,571,806 |
| **Uruguay** | | | | | | | | 5 | | |

*Millones de Dólares Americanos*

| País | 1995 | 1996 | 1997 | 1998 | 1999 | 2000 | 2001 | 2002 | 2003 | 2004 |
|---|---|---|---|---|---|---|---|---|---|---|
| ***Total*** | | ***6.233*** | ***12.533*** | ***19.014*** | ***18.220*** | ***21.134*** | ***23.613*** | ***23.503*** | ***29.149*** | ***34.358*** |
| **Estados Unidos** | | 6.233 | 12.533 | 19.014 | 18.220 | 21.134 | 23.613 | 23.503 | 29.149 | 34.358 |
| **Uruguay** | | | | | | | | 0.000 | | |

FUENTE: CNG, ELABORADO CON ESTADÍSTICAS DE COMERCIO EXTERIOR DE BANCOMEXT

**02071302 Carcazas.**

*Cantidad (Kilogramos)*

| País | 1995 | 1996 | 1997 | 1998 | 1999 | 2000 | 2001 | 2002 | 2003 | 2004 |
|---|---|---|---|---|---|---|---|---|---|---|
| ***Total*** | | | | | | ***4,619,212*** | ***14,425,542*** | ***18,317,307*** | ***19,696,990*** | ***10,617,863*** |
| **Estados Unidos** | | | | | | 4,619,212 | 14,425,542 | 18,317,302 | 19,696,990 | 10,617,863 |
| **Uruguay** | | | | | | | | 5 | | |

*Millones de Dólares Americanos*

| País | 1995 | 1996 | 1997 | 1998 | 1999 | 2000 | 2001 | 2002 | 2003 | 2004 |
|---|---|---|---|---|---|---|---|---|---|---|
| ***Total*** | | | | | | ***0.817*** | ***2.939*** | ***2.585*** | ***4.507*** | ***2.343*** |
| **Estados Unidos** | | | | | | 0.817 | 2.939 | 2.585 | 4.507 | 2.343 |
| **Uruguay** | | | | | | | | 0.000 | | |

FUENTE: CNG, ELABORADO CON ESTADÍSTICAS DE COMERCIO EXTERIOR DE BANCOMEXT

**02071303 Piernas, muslos o piernas unidas al muslo**

*Cantidad (Kilogramos)*

| País | 1995 | 1996 | 1997 | 1998 | 1999 | 2000 | 2001 | 2002 | 2003 | 2004 |
|---|---|---|---|---|---|---|---|---|---|---|
| ***Total*** | | | | | | | | | ***30,175,011*** | ***32,156,903*** |
| **Estados Unidos** | | | | | | | | | 30,175,011 | 32,156,903 |

*Millones de Dólares Americanos*

| País | 1995 | 1996 | 1997 | 1998 | 1999 | 2000 | 2001 | 2002 | 2003 | 2004 |
|---|---|---|---|---|---|---|---|---|---|---|
| ***Total*** | | | | | | | | | ***18.806*** | ***24.599*** |
| **Estados Unidos** | | | | | | | | | 18.806 | 24.599 |

FUENTE: CNG, ELABORADO CON ESTADÍSTICAS DE COMERCIO EXTERIOR DE BANCOMEXT

**02071401 Mecánicamente deshuesados.**

*Cantidad (Kilogramos)*

| País | 1995 | 1996 | 1997 | 1998 | 1999 | 2000 | 2001 | 2002 | 2003 | 2004 |
|---|---|---|---|---|---|---|---|---|---|---|
| ***Total*** | | ***41,470,907*** | ***50,547,008*** | ***53,828,216*** | ***49,884,992*** | ***43,514,079*** | ***48,606,911*** | ***46,398,478*** | ***45,263,874*** | ***73,320,060*** |
| **Canadá** | | | 18,144 | | | | | | | |
| **Chile** | | | | | | 546,909 | 2,341,821 | 2,119,762 | 1,893,765 | 32,160,105 |
| **Estados Unidos** | | 41,470,907 | 50,528,864 | 53,828,216 | 49,884,992 | 42,967,170 | 46,265,090 | 44,278,711 | 43,370,109 | 41,159,955 |
| **Uruguay** | | | | | | | | 5 | | |

*Millones de Dólares Americanos*

| País | 1995 | 1996 | 1997 | 1998 | 1999 | 2000 | 2001 | 2002 | 2003 | 2004 |
|---|---|---|---|---|---|---|---|---|---|---|
| ***Total*** | | ***21.456*** | ***29.600*** | ***24.228*** | ***18.360*** | ***18.821*** | ***27.157*** | ***21.700*** | ***24.101*** | ***48.488*** |
| **Canadá** | | | 0.011 | | | | | | | |
| **Chile** | | | | | | 1.554 | 6.079 | 5.396 | 5.371 | 29.825 |
| **Estados Unidos** | | 21.456 | 29.589 | 24.228 | 18.360 | 17.267 | 21.078 | 16.304 | 18.729 | 18.663 |
| **Uruguay** | | | | | | | | 0.000 | | |

FUENTE: CNG, ELABORADO CON ESTADÍSTICAS DE COMERCIO EXTERIOR DE BANCOMEXT

**02071404 Piernas, muslos o piernas unidas al muslo**

*Cantidad (Kilogramos)*

| País | 1995 | 1996 | 1997 | 1998 | 1999 | 2000 | 2001 | 2002 | 2003 | 2004 |
|---|---|---|---|---|---|---|---|---|---|---|
| ***Total*** | | | | | | | | | ***81,390,723*** | ***92,265,051*** |
| Chile | | | | | | | | | | 720,949 |
| Estados Unidos | | | | | | | | | 81,390,723 | 91,544,102 |

*Millones de Dólares Americanos*

| País | 1995 | 1996 | 1997 | 1998 | 1999 | 2000 | 2001 | 2002 | 2003 | 2004 |
|---|---|---|---|---|---|---|---|---|---|---|
| ***Total*** | | | | | | | | | ***47.751*** | ***63.102*** |
| Chile | | | | | | | | | | 0.908 |
| Estados Unidos | | | | | | | | | 47.751 | 62.194 |

FUENTE: CNG, ELABORADO CON ESTADÍSTICAS DE COMERCIO EXTERIOR DE BANCOMEXT

**02072699 Los demás.**

*Cantidad (Kilogramos)*

| País | 1995 | 1996 | 1997 | 1998 | 1999 | 2000 | 2001 | 2002 | 2003 | 2004 |
|---|---|---|---|---|---|---|---|---|---|---|
| ***Total*** | | ***10,703,967*** | ***16,698,193*** | ***24,447,013*** | ***29,563,057*** | ***34,729,430*** | ***41,718,062*** | ***31,773,393*** | ***64,659,855*** | ***73,775,437*** |
| **Canadá** | | | | | 110,062 | 36,288 | | | | |
| **Estados Unidos** | | 10,703,967 | 16,698,193 | 24,447,013 | 29,452,995 | 34,693,142 | 41,718,062 | 31,773,388 | 64,659,855 | 73,775,437 |
| **Uruguay** | | | | | | | | 5 | | |

*Millones de Dólares Americanos*

| País | 1995 | 1996 | 1997 | 1998 | 1999 | 2000 | 2001 | 2002 | 2003 | 2004 |
|---|---|---|---|---|---|---|---|---|---|---|
| ***Total*** | | ***19.018*** | ***29.236*** | ***35.436*** | ***36.215*** | ***49.287*** | ***60.347*** | ***38.754*** | ***77.066*** | ***110.847*** |
| **Canadá** | | | | | 0.137 | 0.057 | | | | |
| **Estados Unidos** | | 19.018 | 29.236 | 35.436 | 36.078 | 49.230 | 60.347 | 38.754 | 77.066 | 110.847 |
| **Uruguay** | | | | | | | | 0.000 | | |

FUENTE: CNG, ELABORADO CON ESTADÍSTICAS DE COMERCIO EXTERIOR DE BANCOMEXT

**02072799 Los demás**

*Cantidad (Kilogramos)*

| País | 1995 | 1996 | 1997 | 1998 | 1999 | 2000 | 2001 | 2002 | 2003 | 2004 |
|---|---|---|---|---|---|---|---|---|---|---|
| ***Total*** | | ***49,274,655*** | ***56,058,106*** | ***58,493,870*** | ***56,602,502*** | ***56,082,818*** | ***52,798,977*** | ***44,719,410*** | ***40,609,622*** | ***39,589,918*** |
| Afganistán | | | | 408 | | | | | | |
| Canadá | | 56,264 | 105,044 | 42,774 | 238,956 | 91,967 | 57,879 | | | |
| Chile | | 46,004 | | | 144,513 | 520,625 | 1,197,242 | 407,481 | 59,060 | 168,250 |
| China | | | 899 | 13,910 | | | | | | |
| Estados Unidos | | 49,172,387 | 55,952,163 | 58,436,778 | 56,219,033 | 55,470,226 | 51,543,856 | 44,311,924 | 40,550,562 | 39,421,668 |
| Uruguay | | | | | | | | 5 | | |

*Millones de Dólares Americanos*

| País | 1995 | 1996 | 1997 | 1998 | 1999 | 2000 | 2001 | 2002 | 2003 | 2004 |
|---|---|---|---|---|---|---|---|---|---|---|
| ***Total*** | | ***72.571*** | ***83.342*** | ***71.706*** | ***59.891*** | ***69.562*** | ***69.935*** | ***47.523*** | ***47.320*** | ***59.557*** |
| Afganistán | | | | 0.000 | | | | | | |
| Canadá | | 0.078 | 0.174 | 0.056 | 0.327 | 0.122 | 0.086 | | | |
| Chile | | 0.175 | | | 0.306 | 1.058 | 2.700 | 0.999 | 0.128 | 0.375 |
| China | | | 0.001 | 0.009 | | | | | | |
| Estados Unidos | | 72.318 | 83.167 | 71.642 | 59.258 | 68.382 | 67.149 | 46.525 | 47.191 | 59.182 |
| Uruguay | | | | | | | | 0.000 | | |

FUENTE: CNG, ELABORADO CON ESTADÍSTICAS DE COMERCIO EXTERIOR DE BANCOMEXT

**MEXICO, VOLUMEN DE LAS IMPORTACIONES DEFINITIVAS DEL SISTEMA PRODUCTIVO LÁCTEO**

Miles de litros o Toneladas

| FRACCION | DENOMINACION | 1993 | 1994 | 1995 | 1996 | 1997 | 1998 | 1999 | 2000 | 2001 | 2002 | 2003 | 2004 |
|---|---|---|---|---|---|---|---|---|---|---|---|---|---|
| **LECHE Y NATA, SIN CONCENTRAR, SIN ADICIÓN DE AZUCAR NI OTRO EDULCORANTE** | | | | | | | | | | | | | |
| 04011001 | En envases herméticos. | 3,820 | 4,164 | 961 | 279 | 372 | 697 | 748 | 1,025 | 1,405 | 1,746 | 2,899 | 2,977 |
| 04011099 | Los demás. | 2,176 | 882 | 5 | 13 | 0 | 1 | 0 | 0 | 249 | 322 | 15 | 0 |
| 04012001 | En envases herméticos. | 43,270 | 50,533 | 17,147 | 13,492 | 15,675 | 11,922 | 11,213 | 26,741 | 25,201 | 45,667 | 46,012 | 44,930 |
| 04012099 | Los demás. | 18,407 | 34,080 | 19,726 | 29,844 | 27,642 | 9,051 | 573 | 7,183 | 3,652 | 6,331 | 8,820 | 21,656 |
| 04013001 | En envases herméticos. | 10,024 | 8,715 | 4,883 | 3,307 | 4,849 | 6,408 | 5,834 | 6,747 | 7,697 | 8,387 | 10,636 | 4,302 |
| 04013099 | Los demás. | 3,008 | 5,637 | 1,539 | 3,433 | 3,279 | 581 | 2,065 | 2,278 | 3,187 | 5,750 | 9,395 | 16,890 |
| | ***SUMA*** | ***80,705*** | ***104,011*** | ***44,260*** | ***50,368*** | ***51,817*** | ***28,661*** | ***20,433*** | ***43,973*** | ***41,391*** | ***68,204*** | ***77,777*** | ***90,755*** |
| **LECHE Y NATA, CONCENTRADAS O CON ADICIÓN DE AZÚCAR U OTRO EDULCORANTE** | | | | | | | | | | | | | |
| 04021001 | Leche en polvo o en pastillas. | 189,655 | 116,062 | 105,976 | 126,691 | 127,876 | 92,827 | 110,479 | 115,977 | 127,407 | 114,738 | 107,162 | 116,770 |
| 04021099 | Los demás | 704 | 943 | 402 | 1,211 | 2,272 | 1,598 | 2,212 | 1,663 | 1,670 | 5,159 | 7,190 | 7,864 |
| 04022101 | Leche en polvo o en pastillas. | 42,379 | 43,087 | 28,249 | 29,715 | 41,119 | 45,466 | 35,061 | 31,175 | 52,627 | 40,717 | 41,583 | 32,422 |
| 04022199 | Los demás. | 4 | 20 | 5 | 5 | 40 | 209 | 108 | 2,282 | 2,307 | 1,789 | 1,713 | 1,404 |
| 04022999 | Las demás. | 109 | 4 | 5 | 9 | 12 | 26 | 39 | 118 | 167 | 217 | 155 | 182 |
| 04029101 | Leche evaporada. | 380 | 356 | 143 | 349 | 324 | 333 | 302 | 306 | 565 | 1,065 | 1,387 | 16,986 |
| 04029199 | Las demás. | 60 | 22 | 5 | 24 | 25 | 20 | 4 | 0 | 233 | 53 | 4 | 183 |
| 04029901 | Leche condensada. | 616 | 2,242 | 108 | 37 | 134 | 69 | 2,998 | 5,661 | 8,116 | 11,133 | 18,132 | 33,676 |
| 04029999 | Las demás. | 55 | 192 | 71 | 59 | 63 | 72 | 78 | 87 | 193 | 126 | 570 | 1,175 |
| | ***SUMA*** | ***233,962*** | ***162,928*** | ***134,965*** | ***158,100*** | ***171,865*** | ***140,619*** | ***151,280*** | ***157,269*** | ***193,284*** | ***174,998*** | ***177,895*** | ***210,662*** |
| **SUERO DE MANTEQUILLA** | | | | | | | | | | | | | |
| 04031001 | Yogur. | 6,225 | 5,583 | 1,448 | 731 | 629 | 735 | 739 | 971 | 1,170 | 1,581 | 1,338 | 1,148 |
| 04039001 | Los demás. | 27,696 | 24,935 | 21,065 | 182 | 0 | 0 | 0 | 0 | 0 | 0 | 0 | 0 |
| 04039099 | Los demás | 5,217 | 8,599 | 2,354 | 2,581 | 4,284 | 8,791 | 9,943 | 11,088 | 11,270 | 12,810 | 11,950 | 8,452 |
| | ***SUMA*** | ***39,138*** | ***39,117*** | ***24,867*** | ***3,494*** | ***4,913*** | ***9,526*** | ***10,683*** | ***12,059*** | ***12,440*** | ***14,391*** | ***13,288*** | ***9,601*** |
| **LACTOSUERO** | | | | | | | | | | | | | |
| 04041001 | Suero de leche en polvo, con contenido de proteínas igual o inferior a 12.5%. | 20,930 | 29,931 | 24,319 | 42,455 | 38,923 | 43,497 | 44,291 | 42,198 | 59,965 | 38,868 | 42,136 | 45,328 |
| 04041099 | Los demás. | 0 | 0 | 0 | 5,714 | 9,404 | 12,014 | 10,305 | 11,211 | 12,163 | 12,131 | 9,045 | 11,602 |
| 04049099 | Los demás. | 174 | 437 | 154 | 578 | 626 | 690 | 970 | 847 | 562 | 1,113 | 916 | 1,433 |
| | ***SUMA*** | ***21,104*** | ***30,368*** | ***24,473*** | ***48,747*** | ***48,953*** | ***56,201*** | ***55,567*** | ***54,256*** | ***72,691*** | ***52,113*** | ***52,097*** | ***58,363*** |
| **MANTEQUILLA Y DEMÁS MATERIAS GRASAS DE LA LECHE** | | | | | | | | | | | | | |
| 04050001 | Mantequilla, cuando el peso incluido el envase inmediato sea inferior o igual a 1 kg. | 605 | 566 | 330 | 0 | 0 | 0 | 0 | 0 | 0 | 0 | 0 | 0 |
| 04050002 | Mantequilla, cuando el pe | 165 | 760 | 122 | 0 | 0 | 0 | 0 | 0 | 0 | 0 | 0 | 0 |
| 04050003 | Grasa butírica deshidrata | 39,647 | 34,502 | 19,557 | 120 | 0 | 0 | 0 | 0 | 0 | 0 | 0 | 0 |
| 04050099 | Los demás | 0 | 24 | 6 | 0 | 0 | 0 | 0 | 0 | 0 | 0 | 0 | 0 |
| 04051001 | Mantequilla, cuando el pe | 0 | 0 | 0 | 374 | 382 | 428 | 377 | 358 | 460 | 432 | 864 | 964 |
| 04051099 | Los demás. | 0 | 0 | 0 | 401 | 682 | 720 | 1,686 | 800 | 2,233 | 1,334 | 887 | 2,670 |
| 04052001 | Pastas lácteas para untar. | 0 | 0 | 0 | 1 | 1 | 104 | 1 | 1 | 2 | 1 | 2 | 1 |
| 04059001 | Grasa butírica deshidratada. | 0 | 0 | 0 | 17,684 | 22,901 | 22,768 | 31,466 | 32,732 | 32,051 | 36,615 | 37,109 | 49,376 |
| 04059099 | Los demás. | 0 | 0 | 0 | 10 | 41 | 159 | 156 | 124 | 4 | 267 | 46 | 170 |
| | ***SUMA*** | ***40,418*** | ***35,852*** | ***20,015*** | ***18,589*** | ***24,007*** | ***24,178*** | ***33,686*** | ***34,014*** | ***34,750*** | ***38,649*** | ***38,907*** | ***53,182*** |
| **QUESOS Y REQUESÓN** | | | | | | | | | | | | | |
| 04061001 | Queso fresco (sin madurar), incluido el del lactosuero, y requesón. | 152 | 505 | 544 | 736 | 795 | 879 | 913 | 1,331 | 3,035 | 5,063 | 5,470 | 5,497 |
| 04062001 | Queso de cualquier tipo, rallado o en polvo. | 3,614 | 5,286 | 2,337 | 2,916 | 3,293 | 4,450 | 5,961 | 7,942 | 9,855 | 9,353 | 8,903 | 11,027 |
| 04063001 | Queso fundido, excepto el rallado o en polvo, con un contenido en peso de materias grasas inferior o igual al 36% y con un contenido en materias grasas medido en peso del extracto seco superior al 48%, presentados en envases de un contenido neto superior a 1 Kg. | 17 | 48 | 116 | 88 | 70 | 108 | 98 | 171 | 787 | 652 | 34 | 15 |
| 04063099 | Los demás. | 1,312 | 1,116 | 444 | 351 | 702 | 551 | 676 | 885 | 440 | 539 | 711 | 744 |
| 04064001 | Queso de pasta azul. | 173 | 167 | 153 | 151 | 250 | 202 | 241 | 331 | 200 | 289 | 303 | 248 |
| 04069001 | De pasta dura, denominado Sardo, cuando su presentación así lo indique. | 7 | 7 | 3 | 1 | 0 | 4 | 21 | 1 | 0 | 10 | 0 | 0 |
| 04069002 | De pasta dura, denominado Reggiano o Reggianito, cuando su presentación así lo indique. | 184 | 199 | 200 | 196 | 322 | 282 | 366 | 520 | 380 | 190 | 620 | 328 |
| 04069003 | De pasta blanda, tipo Colonia, cuando su composición sea: humedad de 35.5% a 37.7%, cenizas de 3.2% a 3.3%, grasas de 29.0% a 30.8%, proteínas de 25.0% a 27.5%, cloruros de 1.3% a 2.7% y acidez de 0.8% a 0.9% en ácido láctico. | 2,410 | 1,510 | 639 | 916 | 316 | 321 | 181 | 722 | 825 | 806 | 656 | 393 |
| 04069004 | Duros o semiduros, con un contenido en peso de materias grasas inferior o igual al 40%: únicamente Grana o Parmegiano-reggiano, con un contenido en peso de agua, en la materia no grasa, inferior o igual al 47%; únicamente Danbo, Edam, Fontal, Fontina, Fynbo, Gouda, Havarti, Maribo, Samsoe, Esrom, Itálico, Kernhem, Saint-Nectaire, Saint-Paulin o Taleggio, con un contenido en peso de agua, en la materia no grasa, superior al 47% sin exceder de 72%. | 17,440 | 22,483 | 9,128 | 11,998 | 15,116 | 16,367 | 27,869 | 28,293 | 35,506 | 39,882 | 46,706 | 40,546 |
| 04069005 | Tipo petit suisse, cuando su composición sea: humedad de 68% a 70%, grasa de 6% a 8% (en base humeda), extracto seco de 30% a 32%, proteína mínima de 6%, y fermentos con o sin adición de frutas , azúcares, verduras, chocolate o miel. | 704 | 3 | 0 | 0 | 0 | 0 | 0 | 0 | 2 | 0 | 0 | 0 |
| 04069006 | Tipo Egmont, cuyas características sean: grasa mínima (en materia seca) 45%, humedad máxima 40%, materia seca mínima 60%, mínimo de sal en la humedad 3.9% | 2,161 | 2,679 | 1,254 | 868 | 1,511 | 1,450 | 1,398 | 1,414 | 1,428 | 1,432 | 1,199 | 1,305 |
| 04069099 | Los demás. | 1,309 | 1,378 | 1,453 | 2,260 | 3,415 | 4,435 | 6,709 | 12,482 | 13,723 | 13,315 | 12,968 | 14,141 |
| | ***SUMA*** | ***29,484*** | ***35,380*** | ***16,272*** | ***20,481*** | ***25,789*** | ***29,048*** | ***44,433*** | ***54,091*** | ***66,181*** | ***71,529*** | ***77,568*** | ***74,246*** |
| **PREPARACIONES ALIMENTICIAS** | | | | | | | | | | | | | |
| 19011001 | Con un contenido de sólidos lácteos superior al 10%, en peso. | 1,942 | 1,340 | 1,204 | 862 | 873 | 1,279 | 2,778 | 2,176 | 4,042 | 5,733 | 5,351 | 3,650 |
| 19011099 | Las demás. | 0 | 214 | 61 | 172 | 226 | 90 | 379 | 411 | 498 | 399 | 2,958 | 3,194 |
| 19012002 | Con un contenido de grasa butírica superior al 25%, en peso, sin acondicionar para la venta al por menor. | 0 | 1 | 0 | 125 | 2 | 0 | 5 | 0 | 0 | 2 | 0 | 0 |
| 19012099 | Los demás. | 1,928 | 3,292 | 2,402 | 1,659 | 1,013 | 894 | 458 | 708 | 572 | 531 | 482 | 492 |
| 19019003 | Preparaciones a base de productos lácteos con un contenido de sólidos lácteos superior al 10%, pero inferior o igual a 50%, en peso, excepto las comprendidas en la fracción 1901.90.04. | 0 | 7,455 | 3,553 | 13,065 | 19,880 | 26,851 | 45,597 | 58,136 | 33,819 | 2,373 | 2,525 | 2,509 |
| 19019004 | Preparaciones a base de productos lácteos con un contenido de sólidos lácteos superior al 10%, acondicionadas en envases para la venta al por menor cuya etiqueta contenga indicaciones para la utilización directa del producto en la preparación de alimentos o postres, por ejemplo. | 0 | 0 | 0 | 0 | 0 | 0 | 0 | 0 | 88 | 251 | 202 | 551 |
| 19019005 | Preparaciones a base de productos lácteos con un contenido de sólidos lácteos superior al 50%, en peso, excepto las comprendidas en la fracción 1901.90.04. | 0 | 0 | 0 | 0 | 0 | 0 | 0 | 0 | 10,248 | 57,868 | 73,801 | 101,596 |
| | ***SUMA*** | ***3,870*** | ***12,303*** | ***7,220*** | ***15,883*** | ***21,994*** | ***29,115*** | ***49,218*** | ***61,431*** | ***49,267*** | ***67,157*** | ***85,319*** | ***111,992*** |

**FUENTE: CNG, ELABORADO CON ESTADÍSTICAS DE COMERCIO EXTERIOR DE BANCOMEXT**

**MEXICO, VALOR DE LAS IMPORTACIONES DEFINITIVAS DEL SISTEMA PRODUCTIVO LÁCTEC**

Miles de dólares

| FRACCION | DENOMINACION | 1993 | 1994 | 1995 | 1996 | 1997 | 1998 | 1999 | 2000 | 2001 | 2002 | 2003 | 2004 |
|---|---|---|---|---|---|---|---|---|---|---|---|---|---|
| **LECHE Y NATA, SIN CONCENTRAR, SIN ADICIÓN DE AZUCAR NI OTRO EDULCORANTE** | | | | | | | | | | | | | |
| 04011001 | En envases herméticos. | 1,840 | 2,146 | 412 | 167 | 223 | 398 | 394 | 526 | 797 | 951 | 1,554 | 1,270 |
| 04011099 | Los demás. | 1,368 | 603 | 6 | 5 | 0 | 1 | 0 | 0 | 241 | 332 | 30 | 0 |
| 04012001 | En envases herméticos. | 21,479 | 26,438 | 8,408 | 7,053 | 8,002 | 5,997 | 5,502 | 12,091 | 13,079 | 20,768 | 21,409 | 22,304 |
| 04012099 | Los demás. | 5,712 | 10,026 | 5,695 | 9,504 | 7,450 | 3,547 | 229 | 2,171 | 1,502 | 1,884 | 3,275 | 7,455 |
| 04013001 | En envases herméticos. | 4,903 | 4,803 | 2,550 | 1,833 | 2,658 | 3,309 | 3,220 | 3,663 | 4,872 | 5,222 | 6,566 | 3,459 |
| 04013099 | Los demás. | 3,057 | 5,723 | 1,538 | 4,288 | 4,297 | 1,049 | 2,910 | 3,580 | 6,863 | 8,300 | 13,778 | 15,991 |
| | ***SUMA*** | ***38,359*** | ***49,738*** | ***18,608*** | ***22,851*** | ***22,629*** | ***14,301*** | ***12,254*** | ***22,030*** | ***27,354*** | ***37,457*** | ***46,612*** | ***50,478*** |
| **LECHE Y NATA, CONCENTRADAS O CON ADICIÓN DE AZÚCAR U OTRO EDULCORANTE** | | | | | | | | | | | | | |
| 04021001 | Leche en polvo o en pastillas. | 332,859 | 190,167 | 210,145 | 295,227 | 247,315 | 149,305 | 147,439 | 208,666 | 276,872 | 168,428 | 181,073 | 226,829 |
| 04021099 | Los demás | 2,159 | 2,537 | 1,270 | 4,340 | 8,199 | 4,883 | 5,637 | 4,430 | 6,008 | 12,059 | 17,025 | 20,835 |
| 04022101 | Leche en polvo o en pastillas. | 73,782 | 72,275 | 55,307 | 69,448 | 82,518 | 87,908 | 59,134 | 55,254 | 112,728 | 58,820 | 75,708 | 61,462 |
| 04022199 | Los demás. | 7 | 45 | 12 | 16 | 94 | 528 | 302 | 6,168 | 8,003 | 4,892 | 4,555 | 4,411 |
| 04022999 | Las demás. | 62 | 7 | 9 | 43 | 54 | 113 | 163 | 352 | 529 | 761 | 613 | 747 |
| 04029101 | Leche evaporada. | 559 | 490 | 180 | 446 | 439 | 441 | 393 | 363 | 767 | 1,345 | 1,672 | 1,610 |
| 04029199 | Las demás. | 33 | 22 | 7 | 27 | 26 | 22 | 3 | 1 | 353 | 61 | 10 | 135 |
| 04029901 | Leche condensada. | 692 | 2,404 | 160 | 48 | 173 | 86 | 2,702 | 6,308 | 9,589 | 12,101 | 20,265 | 36,250 |
| 04029999 | Las demás. | 110 | 343 | 79 | 41 | 62 | 62 | 100 | 109 | 335 | 268 | 744 | 1,607 |
| | ***SUMA*** | ***410,261*** | ***268,291*** | ***267,170*** | ***369,636*** | ***338,880*** | ***243,348*** | ***215,872*** | ***281,651*** | ***415,184*** | ***258,735*** | ***301,665*** | ***353,886*** |
| **SUERO DE MANTEQUILLA** | | | | | | | | | | | | | |
| 04031001 | Yogur. | 8,062 | 8,397 | 2,627 | 1,443 | 1,476 | 1,677 | 2,024 | 2,280 | 2,030 | 2,527 | 2,309 | 1,758 |
| 04039001 | Los demás. | 13,016 | 12,195 | 10,048 | 65 | 0 | 0 | 0 | 0 | 0 | 0 | 0 | 0 |
| 04039099 | Los demás | 7,521 | 12,067 | 4,269 | 4,598 | 7,774 | 15,152 | 14,563 | 18,845 | 23,592 | 19,317 | 18,270 | 16,422 |
| | ***SUMA*** | ***28,599*** | ***32,660*** | ***16,944*** | ***6,106*** | ***9,249*** | ***16,829*** | ***16,587*** | ***21,126*** | ***25,622*** | ***21,845*** | ***20,579*** | ***18,179*** |
| **LACTOSUERO** | | | | | | | | | | | | | |
| 04041001 | Suero de leche en polvo, con contenido de proteínas igual o inferior a 12.5%. | 12,238 | 17,457 | 14,922 | 22,199 | 21,101 | 27,101 | 24,718 | 23,991 | 27,445 | 23,572 | 24,858 | 33,619 |
| 04041099 | Los demás. | 0 | 0 | 0 | 6,917 | 10,414 | 12,466 | 8,421 | 11,227 | 15,649 | 11,577 | 9,360 | 12,961 |
| 04049099 | Los demás. | 679 | 946 | 401 | 1,036 | 1,302 | 1,545 | 1,612 | 1,769 | 1,189 | 3,684 | 3,228 | 5,785 |
| | ***SUMA*** | ***12,917*** | ***18,403*** | ***15,323*** | ***30,152*** | ***32,817*** | ***41,113*** | ***34,751*** | ***36,987*** | ***44,283*** | ***38,833*** | ***37,446*** | ***52,365*** |
| **MANTEQUILLA Y DEMÁS MATERIAS GRASAS DE LA LECHE** | | | | | | | | | | | | | |
| 04050001 | Mantequilla, cuando el peso incluido el envase inmediato sea inferior o igual a 1 kg. | 1,382 | 1,397 | 788 | 0 | 0 | 0 | 0 | 0 | 0 | 0 | 0 | 0 |
| 04050002 | Mantequilla, cuando el pe | 293 | 1,221 | 257 | 0 | 0 | 0 | 0 | 0 | 0 | 0 | 0 | 0 |
| 04050003 | Grasa butírica deshidrata | 67,598 | 60,480 | 44,102 | 367 | 0 | 0 | 0 | 0 | 0 | 0 | 0 | 0 |
| 04050099 | Los demás | 1 | 45 | 17 | 0 | 0 | 0 | 0 | 0 | 0 | 0 | 0 | 0 |
| 04051001 | Mantequilla, cuando el pe | 0 | 0 | 0 | 1,042 | 1,141 | 1,478 | 1,055 | 1,046 | 1,335 | 1,154 | 2,122 | 2,933 |
| 04051099 | Los demás. | 0 | 0 | 0 | 932 | 1,139 | 1,606 | 2,973 | 1,367 | 3,594 | 2,100 | 1,449 | 5,071 |
| 04052001 | Pastas lácteas para untar. | 0 | 0 | 0 | 2 | 2 | 79 | 2 | 2 | 5 | 2 | 6 | 6 |
| 04059001 | Grasa butírica deshidratada. | 0 | 0 | 0 | 43,915 | 45,522 | 48,087 | 60,087 | 55,437 | 57,067 | 54,460 | 60,645 | 110,274 |
| 04059099 | Los demás. | 0 | 0 | 0 | 50 | 267 | 242 | 236 | 188 | 21 | 502 | 80 | 363 |
| | ***SUMA*** | ***69,274*** | ***63,144*** | ***45,164*** | ***46,307*** | ***48,071*** | ***51,493*** | ***64,352*** | ***58,040*** | ***62,023*** | ***58,218*** | ***64,302*** | ***118,647*** |
| **QUESOS Y REQUESÓN** | | | | | | | | | | | | | |
| 04061001 | Queso fresco (sin madurar), incluido el del lactosuero, y requesón. | 428 | 1,259 | 1,276 | 1,824 | 2,008 | 2,115 | 2,340 | 3,343 | 7,394 | 12,633 | 13,894 | 16,224 |
| 04062001 | Queso de cualquier tipo, rallado o en polvo. | 11,937 | 16,965 | 8,083 | 10,009 | 10,938 | 14,791 | 10,699 | 18,354 | 32,467 | 32,494 | 29,582 | 40,421 |
| 04063001 | Queso fundido, excepto el rallado o en polvo, con un contenido en peso de materias grasas inferior o igual al 36% y con un contenido en materias grasas medido en peso del extracto seco superior al 48%, presentados en envases de un contenido neto superior a 1 Kg. | 72 | 203 | 174 | 271 | 247 | 412 | 269 | 287 | 1,095 | 846 | 55 | 42 |
| 04063099 | Los demás. | 3,987 | 3,333 | 1,440 | 1,208 | 2,717 | 1,986 | 1,982 | 2,543 | 1,831 | 2,219 | 2,645 | 3,164 |
| 04064001 | Queso de pasta azul. | 700 | 831 | 667 | 788 | 1,275 | 981 | 1,111 | 1,475 | 1,026 | 1,379 | 1,434 | 1,378 |
| 04069001 | De pasta dura, denominado Sardo, cuando su presentación así lo indique. | 20 | 23 | 9 | 5 | 0 | 15 | 75 | 6 | 0 | 39 | 0 | 0 |
| 04069002 | De pasta dura, denominado Reggiano o Reggianito, cuando su presentación así lo indique. | 771 | 833 | 981 | 1,041 | 1,699 | 1,433 | 1,625 | 1,977 | 1,375 | 802 | 2,200 | 1,265 |
| 04069003 | De pasta blanda, tipo Colonia, cuando su composición sea: humedad de 35.5% a 37.7%, cenizas de 3.2% a 3.3%, grasas de 29.0% a 30.8%, proteínas de 25.0% a 27.5%, cloruros de 1.3% a 2.7% y acidez de 0.8% a 0.9% en ácido láctico. | 7,123 | 4,615 | 1,922 | 2,786 | 1,076 | 1,070 | 661 | 2,055 | 2,184 | 1,967 | 1,449 | 1,077 |
| 04069004 | Duros o semiduros, con un contenido en peso de materias grasas inferior o igual al 40%: únicamente Grana o Parmegiano-reggiano, con un contenido en peso de agua, en la materia no grasa, inferior o igual al 47%; únicamente Danbo, Edam, Fontal, Fontina, Fynbo, Gouda, Havarti, Maribo, Samsoe, Esrom, Itálico, Kemhem, Saint-Nectaire, Saint-Paulin o Taleggio, con un contenido en peso de agua, en la materia no grasa, superior al 47% sin exceder de 72%. | 40,990 | 54,615 | 22,805 | 32,493 | 40,360 | 41,650 | 56,281 | 60,430 | 85,301 | 82,126 | 94,922 | 105,087 |
| 04069005 | Tipo petit suisse, cuando su composición sea: humedad de 68% a 70%, grasa de 6% a 8% (en base humeda), extracto seco de 30% a 32%, proteína mínima de 6%, y fermentos con o sin adición de frutas , azúcares, verduras, chocolate o miel. | 1,504 | 11 | 0 | 1 | 0 | 0 | 0 | 0 | 10 | 0 | 0 | 0 |
| 04069006 | Tipo Egmont, cuyas características sean: grasa mínima (en materia seca) 45%, humedad máxima 40%, materia seca mínima 60%, mínimo de sal en la humedad 3.9% | 4,181 | 5,315 | 2,701 | 2,061 | 3,752 | 3,428 | 2,709 | 2,864 | 3,252 | 2,968 | 2,433 | 3,025 |
| 04069099 | Los demás. | 4,282 | 4,539 | 4,718 | 7,834 | 11,535 | 14,616 | 20,526 | 35,170 | 45,579 | 41,460 | 40,815 | 50,926 |
| | ***SUMA*** | ***75,996*** | ***92,541*** | ***44,776*** | ***60,318*** | ***75,608*** | ***82,498*** | ***98,277*** | ***128,504*** | ***181,516*** | ***178,934*** | ***189,431*** | ***222,609*** |
| **PREPARACIONES ALIMENTICIAS** | | | | | | | | | | | | | |
| 19011001 | Con un contenido de sólidos lácteos superior al 10%, en peso. | 7,488 | 5,588 | 5,198 | 4,445 | 4,736 | 6,439 | 12,469 | 12,166 | 27,642 | 40,846 | 39,211 | 28,574 |
| 19011099 | Las demás. | 0 | 387 | 710 | 671 | 928 | 541 | 1,726 | 1,880 | 2,764 | 2,149 | 8,381 | 8,268 |
| 19012002 | Con un contenido de grasa butírica superior al 25%, en peso, sin acondicionar para la venta al por menor. | 0 | 1 | 2 | 154 | 3 | 0 | 4 | 0 | 0 | 11 | 0 | 0 |
| 19012099 | Los demás. | 2,284 | 4,595 | 2,609 | 2,118 | 1,439 | 1,244 | 798 | 1,125 | 988 | 899 | 1,142 | 1,166 |
| 19019003 | Preparaciones a base de productos lácteos con un contenido de sólidos lácteos superior al 10%, pero inferior o igual a 50%, en peso, excepto las comprendidas en la fracción 1901.90.04. | 0 | 11,718 | 7,469 | 29,542 | 43,299 | 50,671 | 77,038 | 112,746 | 79,979 | 5,549 | 4,347 | 5,708 |
| 19019004 | Preparaciones a base de productos lácteos con un contenido de sólidos lácteos superior al 10%, acondicionadas en envases para la venta al por menor cuya etiqueta contenga indicaciones para la utilización directa del producto en la preparación de alimentos o postres, por ejemplo. | 0 | 0 | 0 | 0 | 0 | 0 | 0 | 0 | 296 | 796 | 497 | 1,355 |
| 19019005 | Preparaciones a base de productos lácteos con un contenido de sólidos lácteos superior al 50%, en peso, excepto las comprendidas en la fracción 1901.90.04. | 0 | 0 | 0 | 0 | 0 | 0 | 0 | 0 | 23,995 | 107,535 | 139,819 | 205,754 |
| | ***SUMA*** | ***9,772*** | ***22,289*** | ***15,987*** | ***36,930*** | ***50,405*** | ***58,894*** | ***92,035*** | ***127,918*** | ***135,665*** | ***157,783*** | ***193,397*** | ***250,826*** |
| **TOTAL** | | **645,179** | **547,066** | **423,973** | **572,300** | **577,658** | **508,476** | **534,129** | **676,255** | **891,647** | **751,804** | **853,432** | **1,066,989** |

**FUENTE: CNG, ELABORADO CON ESTADÍSTICAS DE COMERCIO EXTERIOR DE BANCOMEXT**

**MEXICO, VOLUMEN DE LAS IMPORTACIONES DEFINITIVAS DEL SISTEMA PRODUCTIVO LÁCTEC**

Miles de litros o Toneladas **2003**

| FRACCION | DENOMINACION | Ene-03 | Feb-03 | Mar-03 | Abr-03 | May-03 | Jun-03 | Jul-03 | Ago-03 | Sep-03 | Oct-03 | Nov-03 | Dic-03 | Total |
|---|---|---|---|---|---|---|---|---|---|---|---|---|---|---|
| **LECHE Y NATA, SIN CONCENTRAR, SIN ADICIÓN DE AZUCAR NI OTRO EDULCORANTE** | | | | | | | | | | | | | | |
| 04011001 | En envases herméticos. | 300 | 226 | 214 | 260 | 244 | 245 | 263 | 259 | 256 | 213 | 198 | 220 | 2,899 |
| 04011099 | Los demás. | 0 | 0 | 0 | 0 | 0 | 15 | 0 | 0 | 0 | 0 | 0 | 0 | 15 |
| 04012001 | En envases herméticos. | 1,391 | 1,088 | 1,103 | 1,183 | 1,283 | 1,087 | 3,013 | 3,427 | 2,876 | 11,978 | 8,343 | 9,239 | 46,012 |
| 04012099 | Los demás. | 1,234 | 740 | 0 | 0 | 0 | 0 | 0 | 0 | 798 | 1,071 | 2,562 | 2,415 | 8,820 |
| 04013001 | En envases herméticos. | 808 | 678 | 635 | 669 | 604 | 596 | 714 | 655 | 2,664 | 1,816 | 366 | 431 | 10,636 |
| 04013099 | Los demás. | 84 | 190 | 302 | 64 | 249 | 588 | 528 | 797 | 1,338 | 1,734 | 1,731 | 1,789 | 9,395 |
| | ***SUMA*** | ***3,818*** | ***2,923*** | ***2,254*** | ***2,176*** | ***2,380*** | ***2,531*** | ***4,518*** | ***5,138*** | ***7,931*** | ***16,812*** | ***13,200*** | ***14,096*** | ***77,777*** |
| **LECHE Y NATA, CONCENTRADAS O CON ADICIÓN DE AZÚCAR U OTRO EDULCORANTE** | | | | | | | | | | | | | | |
| 04021001 | Leche en polvo o en pastillas. | 8,527 | 663 | 10,788 | 14,634 | 2,885 | 7,106 | 10,149 | 13,121 | 5,438 | 9,978 | 13,681 | 10,193 | 107,162 |
| 04021099 | Los demás | 154 | 377 | 759 | 913 | 82 | 632 | 330 | 207 | 477 | 826 | 1,596 | 838 | 7,190 |
| 04022101 | Leche en polvo o en pastillas. | 0 | 4,196 | 4,963 | 7,175 | 6,330 | 4,178 | 538 | 137 | 4,222 | 3,072 | 2,526 | 4,246 | 41,583 |
| 04022199 | Los demás. | 43 | 60 | 246 | 113 | 106 | 265 | 205 | 211 | 100 | 7 | 104 | 253 | 1,713 |
| 04022999 | Las demás. | 21 | 16 | 4 | 3 | 12 | 12 | 2 | 16 | 23 | 7 | 23 | 16 | 155 |
| 04029101 | Leche evaporada. | 133 | 89 | 94 | 148 | 154 | 34 | 179 | 137 | 66 | 36 | 164 | 153 | 1,387 |
| 04029199 | Las demás. | 0 | 1 | 0 | 1 | 1 | 0 | 1 | 0 | 0 | 1 | 0 | 0 | 4 |
| 04029901 | Leche condensada. | 340 | 729 | 330 | 220 | 602 | 419 | 2,171 | 1,354 | 2,777 | 1,100 | 5,388 | 2,702 | 18,132 |
| 04029999 | Las demás. | 36 | 27 | 1 | 16 | 20 | 1 | 9 | 2 | 69 | 172 | 16 | 201 | 570 |
| | ***SUMA*** | ***9,254*** | ***6,158*** | ***17,186*** | ***23,223*** | ***10,192*** | ***12,646*** | ***13,583*** | ***15,185*** | ***13,171*** | ***15,199*** | ***23,497*** | ***18,602*** | ***177,895*** |
| **SUERO DE MANTEQUILLA** | | | | | | | | | | | | | | |
| 04031001 | Yogur. | 165 | 141 | 115 | 145 | 130 | 92 | 102 | 122 | 79 | 110 | 56 | 80 | 1,338 |
| 04039001 | Los demás. | 0 | 0 | 0 | 0 | 0 | 0 | 0 | 0 | 0 | 0 | 0 | 0 | 0 |
| 04039099 | Los demás | 1,227 | 636 | 435 | 1,078 | 1,094 | 765 | 1,059 | 736 | 1,223 | 1,248 | 1,307 | 1,141 | 11,950 |
| | ***SUMA*** | ***1,392*** | ***778*** | ***550*** | ***1,224*** | ***1,224*** | ***857*** | ***1,161*** | ***858*** | ***1,302*** | ***1,359*** | ***1,364*** | ***1,221*** | ***13,288*** |
| **LACTOSUERO** | | | | | | | | | | | | | | |
| 04041001 | Suero de leche en polvo, con contenido de proteínas igual o inferior a 12.5%. | 3,463 | 3,319 | 2,508 | 2,741 | 3,368 | 3,085 | 3,768 | 3,192 | 4,341 | 4,369 | 3,958 | 4,023 | 42,136 |
| 04041099 | Los demás. | 450 | 1,014 | 763 | 541 | 522 | 645 | 1,090 | 779 | 890 | 699 | 837 | 816 | 9,045 |
| 04049099 | Los demás. | 48 | 92 | 71 | 66 | 43 | 54 | 86 | 45 | 96 | 66 | 80 | 168 | 916 |
| | ***SUMA*** | ***3,962*** | ***4,425*** | ***3,343*** | ***3,348*** | ***3,933*** | ***3,784*** | ***4,944*** | ***4,016*** | ***5,327*** | ***5,134*** | ***4,875*** | ***5,007*** | ***52,097*** |
| **MANTEQUILLA Y DEMÁS MATERIAS GRASAS DE LA LECHE** | | | | | | | | | | | | | | |
| 04050001 | Mantequilla, cuando el peso incluido el envase inmediato sea inferior o igual a 1 kg. | 0 | 0 | 0 | 0 | 0 | 0 | 0 | 0 | 0 | 0 | 0 | 0 | 0 |
| 04050002 | Mantequilla, cuando el pe | 0 | 0 | 0 | 0 | 0 | 0 | 0 | 0 | 0 | 0 | 0 | 0 | 0 |
| 04050003 | Grasa butírica deshidrata | 0 | 0 | 0 | 0 | 0 | 0 | 0 | 0 | 0 | 0 | 0 | 0 | 0 |
| 04050099 | Los demás | 0 | 0 | 0 | 0 | 0 | 0 | 0 | 0 | 0 | 0 | 0 | 0 | 0 |
| 04051001 | Mantequilla, cuando el pe | 82 | 50 | 34 | 90 | 21 | 66 | 128 | 115 | 170 | 29 | 51 | 29 | 864 |
| 04051099 | Los demás. | 152 | 143 | 78 | 25 | 23 | 27 | 17 | 114 | 53 | 78 | 97 | 80 | 887 |
| 04052001 | Pastas lácteas para untar. | 0 | 0 | 0 | 0 | 0 | 0 | 0 | 0 | 0 | 0 | 0 | 0 | 2 |
| 04059001 | Grasa butírica deshidratada. | 3,042 | 2,385 | 1,822 | 2,603 | 1,929 | 2,244 | 3,157 | 3,404 | 3,144 | 3,614 | 5,499 | 4,265 | 37,109 |
| 04059099 | Los demás. | 1 | 0 | 0 | 0 | 0 | 31 | 1 | 0 | 14 | 0 | 0 | 0 | 46 |
| | ***SUMA*** | ***3,277*** | ***2,578*** | ***1,934*** | ***2,718*** | ***1,973*** | ***2,369*** | ***3,303*** | ***3,633*** | ***3,381*** | ***3,722*** | ***5,646*** | ***4,374*** | ***38,907*** |
| **QUESOS Y REQUESÓN** | | | | | | | | | | | | | | |
| 04061001 | Queso fresco (sin madurar), incluido el del lactosuero, y requesón. | 255 | 259 | 399 | 357 | 666 | 766 | 346 | 346 | 302 | 337 | 489 | 949 | 5,470 |
| 04062001 | Queso de cualquier tipo, rallado o en polvo. | 1,304 | 897 | 974 | 1,003 | 800 | 704 | 961 | 650 | 444 | 476 | 250 | 441 | 8,903 |
| 04063001 | Queso fundido, excepto el rallado o en polvo, con un contenido en peso de materias grasas inferior o igual al 36% y con un contenido en materias grasas medido en peso del extracto seco superior al 48%, presentados en envases de un contenido neto superior a 1 Kg. | 1 | 6 | 5 | 3 | 3 | 1 | 0 | 4 | 0 | 0 | 1 | 10 | 34 |
| 04063099 | Los demás. | 10 | 10 | 10 | 203 | 47 | 102 | 31 | 68 | 31 | 55 | 49 | 95 | 711 |
| 04064001 | Queso de pasta azul. | 53 | 42 | 43 | 24 | 29 | 3 | 15 | 19 | 1 | 25 | 8 | 40 | 303 |
| 04069001 | De pasta dura, denominado Sardo, cuando su presentación así lo indique. | 0 | 0 | 0 | 0 | 0 | 0 | 0 | 0 | 0 | 0 | 0 | 0 | 0 |
| 04069002 | De pasta dura, denominado Reggiano o Reggianito, cuando su presentación así lo indique. | 13 | 4 | 7 | 49 | 31 | 62 | 25 | 22 | 58 | 19 | 253 | 79 | 620 |
| 04069003 | De pasta blanda, tipo Colonia, cuando su composición sea: humedad de 35.5% a 37.7%, cenizas de 3.2% a 3.3%, grasas de 29.0% a 30.8%, proteínas de 25.0% a 27.5%, cloruros de 1.3% a 2.7% y acidez de 0.8% a 0.9% en ácido láctico. | 51 | 14 | 2 | 91 | 39 | 5 | 1 | 142 | 75 | 52 | 68 | 117 | 656 |
| 04069004 | Duros o semiduros, con un contenido en peso de materias grasas inferior o igual al 40%: únicamente Grana o Parmegiano-reggiano, con un contenido en peso de agua, en la materia no grasa, inferior o igual al 47%; únicamente Danbo, Edam, Fontal, Fontina, Fynbo, Gouda, Havarti, Maribo, Samsoe, Esrom, Itálico, Kernhem, Saint-Nectaire, Saint-Paulin o Taleggio, con un contenido en peso de agua, en la materia no grasa, superior al 47% sin exceder de 72%. | 2,542 | 2,927 | 4,249 | 3,849 | 3,782 | 4,613 | 2,982 | 3,268 | 3,673 | 2,518 | 5,313 | 6,990 | 46,706 |
| 04069005 | Tipo petit suisse, cuando su composición sea: humedad de 68% a 70%, grasa de 6% a 8% (en base humeda), extracto seco de 30% a 32%, proteína mínima de 6%, y fermentos con o sin adición de frutas , azúcares, verduras, chocolate o miel. | 0 | 0 | 0 | 0 | 0 | 0 | 0 | 0 | 0 | 0 | 0 | 0 | 0 |
| 04069006 | Tipo Egmont, cuyas características sean: grasa mínima (en materia seca) 45%, humedad máxima 40%, materia seca mínima 60%, mínimo de sal en la humedad 3.9% | 51 | 39 | 118 | 88 | 155 | 76 | 39 | 34 | 280 | 24 | 175 | 119 | 1,199 |
| 04069099 | Los demás. | 1,127 | 811 | 1,200 | 1,075 | 1,075 | 1,091 | 945 | 970 | 1,024 | 1,111 | 811 | 1,726 | 12,968 |
| | ***SUMA*** | ***5,407*** | ***5,007*** | ***7,007*** | ***6,742*** | ***6,627*** | ***7,424*** | ***5,344*** | ***5,522*** | ***5,887*** | ***4,616*** | ***7,417*** | ***10,567*** | ***77,568*** |
| **PREPARACIONES ALIMENTICIAS** | | | | | | | | | | | | | | |
| 19011001 | Con un contenido de sólidos lácteos superior al 10%, en peso. | 421 | 205 | 591 | 545 | 387 | 319 | 344 | 867 | 184 | 631 | 342 | 517 | 5,351 |
| 19011099 | Las demás. | 0 | 155 | 146 | 235 | 133 | 177 | 127 | 555 | 404 | 287 | 377 | 363 | 2,958 |
| 19012002 | Con un contenido de grasa butírica superior al 25%, en peso, sin acondicionar para la venta al por menor. | 0 | 0 | 0 | 0 | 0 | 0 | 0 | 0 | 0 | 0 | 0 | 0 | 0 |
| 19012099 | Los demás. | 31 | 58 | 33 | 36 | 46 | 7 | 37 | 25 | 47 | 39 | 47 | 76 | 482 |
| 19019003 | Preparaciones a base de productos lácteos con un contenido de sólidos lácteos superior al 10%, pero inferior o igual a 50%, en peso, excepto las comprendidas en la fracción 1901.90.04. | 273 | 146 | 76 | 112 | 437 | 256 | 183 | 221 | 267 | 273 | 107 | 175 | 2,525 |
| 19019004 | Preparaciones a base de productos lácteos con un contenido de sólidos lácteos superior al 10%, acondicionadas en envases para la venta al por menor cuya etiqueta contenga indicaciones para la utilización directa del producto en la preparación de alimentos o postres, por ejemplo. | 4 | 1 | 17 | 2 | 33 | 2 | 14 | 2 | 14 | 60 | 1 | 50 | 202 |
| 19019005 | Preparaciones a base de productos lácteos con un contenido de sólidos lácteos superior al 50%, en peso, excepto las comprendidas en la fracción 1901.90.04. | 1,406 | 1,943 | 4,763 | 8,109 | 3,828 | 3,568 | 7,745 | 8,703 | 5,440 | 6,604 | 7,182 | 14,509 | 73,801 |
| | ***SUMA*** | ***2,136*** | ***2,509*** | ***5,626*** | ***9,039*** | ***4,863*** | ***4,328*** | ***8,450*** | ***10,372*** | ***6,356*** | ***7,894*** | ***8,056*** | ***15,690*** | ***85,319*** |

**FUENTE: CNG, ELABORADO CON ESTADÍSTICAS DE COMERCIO EXTERIOR DE BANCOMEXT**

**MEXICO, VALOR DE LAS IMPORTACIONES DEFINITIVAS DEL SISTEMA PRODUCTIVO LÁCTEC**

Miles de dólares **2003**

| FRACCION | DENOMINACION | Ene-03 | Feb-03 | Mar-03 | Abr-03 | May-03 | Jun-03 | Jul-03 | Ago-03 | Sep-03 | Oct-03 | Nov-03 | Dic-03 | Total |
|---|---|---|---|---|---|---|---|---|---|---|---|---|---|---|
| **LECHE Y NATA, SIN CONCENTRAR, SIN ADICIÓN DE AZUCAR NI OTRO EDULCORANTE** | | | | | | | | | | | | | | |
| 04011001 | En envases herméticos. | 166 | 117 | 114 | 131 | 121 | 118 | 130 | 133 | 146 | 129 | 119 | 131 | 1,554 |
| 04011099 | Los demás. | 0 | 0 | 0 | 0 | 0 | 30 | 0 | 0 | 0 | 0 | 0 | 0 | 30 |
| 04012001 | En envases herméticos. | 761 | 581 | 568 | 612 | 649 | 558 | 1,398 | 1,587 | 1,378 | 5,419 | 3,747 | 4,151 | 21,409 |
| 04012099 | Los demás. | 357 | 211 | 0 | 0 | 0 | 0 | 0 | 0 | 414 | 527 | 939 | 826 | 3,275 |
| 04013001 | En envases herméticos. | 541 | 419 | 402 | 373 | 338 | 354 | 420 | 424 | 1,535 | 1,139 | 301 | 320 | 6,566 |
| 04013099 | Los demás. | 139 | 291 | 431 | 97 | 393 | 943 | 946 | 1,382 | 2,159 | 1,544 | 2,449 | 3,004 | 13,778 |
| | ***SUMA*** | ***1,965*** | ***1,619*** | ***1,515*** | ***1,213*** | ***1,501*** | ***2,003*** | ***2,893*** | ***3,527*** | ***5,633*** | ***8,757*** | ***7,554*** | ***8,432*** | ***46,612*** |
| **LECHE Y NATA, CONCENTRADAS O CON ADICIÓN DE AZÚCAR U OTRO EDULCORANTE** | | | | | | | | | | | | | | |
| 04021001 | Leche en polvo o en pastillas. | 13,223 | 903 | 15,865 | 23,190 | 4,482 | 11,643 | 16,938 | 23,574 | 9,695 | 17,616 | 24,918 | 19,026 | 181,073 |
| 04021099 | Los demás | 444 | 985 | 1,617 | 2,140 | 222 | 1,349 | 721 | 530 | 1,147 | 2,009 | 3,744 | 2,118 | 17,025 |
| 04022101 | Leche en polvo o en pastillas. | 0 | 6,706 | 8,411 | 12,741 | 11,972 | 8,006 | 1,153 | 254 | 7,723 | 5,854 | 4,780 | 8,109 | 75,708 |
| 04022199 | Los demás. | 86 | 124 | 568 | 302 | 303 | 718 | 604 | 584 | 287 | 26 | 287 | 666 | 4,555 |
| 04022999 | Las demás. | 77 | 53 | 14 | 14 | 56 | 46 | 10 | 64 | 86 | 48 | 84 | 62 | 613 |
| 04029101 | Leche evaporada. | 159 | 108 | 120 | 168 | 195 | 57 | 217 | 158 | 79 | 38 | 187 | 186 | 1,672 |
| 04029199 | Las demás. | 0 | 1 | 0 | 2 | 2 | 0 | 3 | 0 | 0 | 1 | 0 | 0 | 10 |
| 04029901 | Leche condensada. | 468 | 1,014 | 446 | 405 | 1,023 | 627 | 2,278 | 1,537 | 2,857 | 1,268 | 5,617 | 2,725 | 20,265 |
| 04029999 | Las demás. | 35 | 51 | 2 | 63 | 22 | 3 | 34 | 7 | 97 | 207 | 21 | 202 | 744 |
| | ***SUMA*** | ***14,492*** | ***9,945*** | ***27,043*** | ***39,024*** | ***18,278*** | ***22,449*** | ***21,957*** | ***26,708*** | ***21,971*** | ***27,068*** | ***39,638*** | ***33,093*** | ***301,665*** |
| **SUERO DE MANTEQUILLA** | | | | | | | | | | | | | | |
| 04031001 | Yogur. | 255 | 257 | 255 | 225 | 254 | 178 | 142 | 153 | 117 | 184 | 84 | 206 | 2,309 |
| 04039001 | Los demás. | 0 | 0 | 0 | 0 | 0 | 0 | 0 | 0 | 0 | 0 | 0 | 0 | 0 |
| 04039099 | Los demás | 1,518 | 850 | 650 | 1,473 | 1,365 | 1,272 | 1,693 | 1,195 | 2,011 | 2,046 | 2,195 | 2,004 | 18,270 |
| | ***SUMA*** | ***1,773*** | ***1,108*** | ***904*** | ***1,697*** | ***1,619*** | ***1,450*** | ***1,834*** | ***1,347*** | ***2,128*** | ***2,231*** | ***2,279*** | ***2,210*** | ***20,579*** |
| **LACTOSUERO** | | | | | | | | | | | | | | |
| 04041001 | Suero de leche en polvo, con contenido de proteínas igual o inferior a 12.5%. | 1,906 | 1,814 | 1,382 | 1,354 | 1,945 | 1,755 | 2,703 | 1,684 | 2,129 | 2,866 | 2,666 | 2,655 | 24,858 |
| 04041099 | Los demás. | 527 | 1,219 | 825 | 593 | 576 | 705 | 882 | 616 | 739 | 754 | 947 | 977 | 9,360 |
| 04049099 | Los demás. | 195 | 422 | 224 | 268 | 200 | 98 | 455 | 184 | 279 | 239 | 346 | 317 | 3,228 |
| | ***SUMA*** | ***2,627*** | ***3,456*** | ***2,431*** | ***2,216*** | ***2,721*** | ***2,558*** | ***4,041*** | ***2,483*** | ***3,147*** | ***3,859*** | ***3,958*** | ***3,949*** | ***37,446*** |
| **MANTEQUILLA Y DEMÁS MATERIAS GRASAS DE LA LECHE** | | | | | | | | | | | | | | |
| 04050001 | Mantequilla, cuando el peso incluido el envase inmediato sea inferior o igual a 1 kg. | 0 | 0 | 0 | 0 | 0 | 0 | 0 | 0 | 0 | 0 | 0 | 0 | 0 |
| 04050002 | Mantequilla, cuando el pe | 0 | 0 | 0 | 0 | 0 | 0 | 0 | 0 | 0 | 0 | 0 | 0 | 0 |
| 04050003 | Grasa butírica deshidrata | 0 | 0 | 0 | 0 | 0 | 0 | 0 | 0 | 0 | 0 | 0 | 0 | 0 |
| 04050099 | Los demás | 0 | 0 | 0 | 0 | 0 | 0 | 0 | 0 | 0 | 0 | 0 | 0 | 0 |
| 04051001 | Mantequilla, cuando el pe | 162 | 111 | 86 | 225 | 68 | 190 | 292 | 285 | 410 | 80 | 138 | 76 | 2,122 |
| 04051099 | Los demás. | 209 | 186 | 114 | 54 | 51 | 56 | 40 | 183 | 86 | 143 | 174 | 154 | 1,449 |
| 04052001 | Pastas lácteas para untar. | 0 | 0 | 0 | 0 | 0 | 0 | 1 | 0 | 1 | 0 | 1 | 1 | 6 |
| 04059001 | Grasa butírica deshidratada. | 4,266 | 3,499 | 2,488 | 3,820 | 2,977 | 3,306 | 5,285 | 5,567 | 5,346 | 6,316 | 9,672 | 8,103 | 60,645 |
| 04059099 | Los demás. | 2 | 1 | 0 | 0 | 0 | 50 | 2 | 0 | 25 | 0 | 0 | 0 | 80 |
| | ***SUMA*** | ***4,639*** | ***3,797*** | ***2,688*** | ***4,099*** | ***3,096*** | ***3,603*** | ***5,620*** | ***6,036*** | ***5,867*** | ***6,539*** | ***9,985*** | ***8,334*** | ***64,302*** |
| **QUESOS Y REQUESÓN** | | | | | | | | | | | | | | |
| 04061001 | Queso fresco (sin madurar), incluido el del lactosuero, y requesón. | 692 | 688 | 1,067 | 928 | 1,642 | 1,743 | 922 | 956 | 783 | 983 | 1,311 | 2,180 | 13,894 |
| 04062001 | Queso de cualquier tipo, rallado o en polvo. | 3,895 | 2,766 | 2,608 | 2,958 | 2,368 | 2,201 | 3,184 | 2,574 | 2,038 | 2,030 | 1,085 | 1,876 | 29,582 |
| 04063001 | Queso fundido, excepto el rallado o en polvo, con un contenido en peso de materias grasas inferior o igual al 36% y con un contenido en materias grasas medido en peso del extracto seco superior al 48%, presentados en envases de un contenido neto superior a 1 Kg. | 3 | 8 | 7 | 4 | 6 | 2 | 0 | 6 | 0 | 1 | 3 | 16 | 55 |
| 04063099 | Los demás. | 47 | 47 | 47 | 495 | 179 | 443 | 125 | 277 | 143 | 200 | 244 | 398 | 2,645 |
| 04064001 | Queso de pasta azul. | 216 | 181 | 175 | 122 | 111 | 50 | 82 | 119 | 9 | 141 | 54 | 173 | 1,434 |
| 04069001 | De pasta dura, denominado Sardo, cuando su presentación así lo indique. | 0 | 0 | 0 | 0 | 0 | 0 | 0 | 0 | 0 | 0 | 0 | 0 | 0 |
| 04069002 | De pasta dura, denominado Reggiano o Reggianito, cuando su presentación así lo indique. | 41 | 15 | 21 | 192 | 118 | 226 | 96 | 78 | 215 | 64 | 862 | 272 | 2,200 |
| 04069003 | De pasta blanda, tipo Colonia, cuando su composición sea: humedad de 35.5% a 37.7%, cenizas de 3.2% a 3.3%, grasas de 29.0% a 30.8%, proteínas de 25.0% a 27.5%, cloruros de 1.3% a 2.7% y acidez de 0.8% a 0.9% en ácido láctico. | 114 | 28 | 7 | 201 | 83 | 15 | 3 | 313 | 162 | 116 | 150 | 255 | 1,449 |
| 04069004 | Duros o semiduros, con un contenido en peso de materias grasas inferior o igual al 40%: únicamente Grana o Parmegiano-reggiano, con un contenido en peso de agua, en la materia no grasa, inferior o igual al 47%; únicamente Danbo, Edam, Fontal, Fontina, Fynbo, Gouda, Havarti, Maribo, Samsoe, Esrom, Itálico, Kernhem, Saint-Nectaire, Saint-Paulin o Taleggio, con un contenido en peso de agua, en la materia no grasa, superior al 47% sin exceder de 72%. | 5,030 | 5,599 | 8,262 | 7,613 | 7,377 | 8,505 | 6,388 | 6,484 | 7,567 | 5,086 | 11,718 | 15,293 | 94,922 |
| 04069005 | Tipo petit suisse, cuando su composición sea: humedad de 68% a 70%, grasa de 6% a 8% (en base humeda), extracto seco de 30% a 32%, proteína mínima de 6%, y fermentos con o sin adición de frutas , azúcares, verduras, chocolate o miel. | 0 | 0 | 0 | 0 | 0 | 0 | 0 | 0 | 0 | 0 | 0 | 0 | 0 |
| 04069006 | Tipo Egmont, cuyas características sean: grasa mínima (en materia seca) 45%, humedad máxima 40%, materia seca mínima 60%, mínimo de sal en la humedad 3.9% | 86 | 66 | 205 | 152 | 322 | 160 | 80 | 66 | 586 | 49 | 397 | 263 | 2,433 |
| 04069099 | Los demás. | 3,563 | 2,276 | 3,389 | 3,193 | 3,167 | 3,315 | 2,916 | 3,147 | 3,319 | 3,841 | 2,867 | 5,822 | 40,815 |
| | ***SUMA*** | ***13,687*** | ***11,675*** | ***15,787*** | ***15,857*** | ***15,375*** | ***16,660*** | ***13,796*** | ***14,020*** | ***14,823*** | ***12,511*** | ***18,691*** | ***26,549*** | ***189,431*** |
| **PREPARACIONES ALIMENTICIAS** | | | | | | | | | | | | | | |
| 19011001 | Con un contenido de sólidos lácteos superior al 10%, en peso. | 3,269 | 1,009 | 3,722 | 3,361 | 3,032 | 2,553 | 2,964 | 7,911 | 1,277 | 4,796 | 2,087 | 3,230 | 39,211 |
| 19011099 | Las demás. | 1 | 708 | 582 | 808 | 430 | 646 | 396 | 1,241 | 1,035 | 644 | 992 | 900 | 8,381 |
| 19012002 | Con un contenido de grasa butírica superior al 25%, en peso, sin acondicionar para la venta al por menor. | 0 | 0 | 0 | 0 | 0 | 0 | 0 | 0 | 0 | 0 | 0 | 0 | 0 |
| 19012099 | Los demás. | 72 | 127 | 48 | 98 | 64 | 14 | 75 | 89 | 100 | 74 | 96 | 285 | 1,142 |
| 19019003 | Preparaciones a base de productos lácteos con un contenido de sólidos lácteos superior al 10%, pero inferior o igual a 50%, en peso, excepto las comprendidas en la fracción 1901.90.04. | 630 | 396 | 255 | 256 | 629 | 441 | 313 | 206 | 272 | 348 | 207 | 393 | 4,347 |
| 19019004 | Preparaciones a base de productos lácteos con un contenido de sólidos lácteos superior al 10%, acondicionadas en envases para la venta al por menor cuya etiqueta contenga indicaciones para la utilización directa del producto en la preparación de alimentos o postres, por ejemplo. | 20 | 19 | 29 | 22 | 65 | 21 | 20 | 13 | 76 | 117 | 10 | 86 | 497 |
| 19019005 | Preparaciones a base de productos lácteos con un contenido de sólidos lácteos superior al 50%, en peso, excepto las comprendidas en la fracción 1901.90.04. | 2,537 | 3,504 | 9,260 | 15,596 | 7,442 | 6,734 | 14,341 | 16,508 | 9,765 | 11,928 | 12,946 | 29,259 | 139,819 |
| | ***SUMA*** | ***6,530*** | ***5,763*** | ***13,897*** | ***20,141*** | ***11,662*** | ***10,409*** | ***18,108*** | ***25,968*** | ***12,523*** | ***17,908*** | ***16,337*** | ***34,153*** | ***193,397*** |
| **TOTAL** | | **45,711** | **37,362** | **64,265** | **84,247** | **54,250** | **59,132** | **68,250** | **80,089** | **66,092** | **78,872** | **98,443** | **116,719** | **853,432** |

**FUENTE: CNG, ELABORADO CON ESTADÍSTICAS DE COMERCIO EXTERIOR DE BANCOMEXT**

**MEXICO, VOLUMEN DE LAS IMPORTACIONES DEFINITIVAS DEL SISTEMA PRODUCTIVO LÁCTEC**

Miles de litros o Toneladas **2004**

| FRACCION | DENOMINACION | Ene-04 | Feb-04 | Mar-04 | Abr-04 | May-04 | Jun-04 | Jul-04 | Ago-04 | Sep-04 | Oct-04 | Nov-04 | Dic-04 | Total |
|---|---|---|---|---|---|---|---|---|---|---|---|---|---|---|
| **LECHE Y NATA, SIN CONCENTRAR, SIN ADICIÓN DE AZUCAR NI OTRO EDULCORANTE** | | | | | | | | | | | | | | |
| 04011001 | En envases herméticos. | 202 | 209 | 235 | 258 | 292 | 309 | 277 | 293 | 237 | 275 | 210 | 181 | 2,977 |
| 04011099 | Los demás. | 0 | 0 | 0 | 0 | 0 | 0 | 0 | 0 | 0 | 0 | 0 | 0 | 0 |
| 04012001 | En envases herméticos. | 2,132 | 1,293 | 2,346 | 1,210 | 867 | 863 | 1,591 | 5,508 | 7,886 | 6,304 | 8,615 | 6,315 | 44,930 |
| 04012099 | Los demás. | 2,206 | 1,788 | 232 | 0 | 0 | 0 | 0 | 2,352 | 2,761 | 4,333 | 5,436 | 2,548 | 21,656 |
| 04013001 | En envases herméticos. | 386 | 315 | 451 | 396 | 375 | 354 | 356 | 310 | 315 | 267 | 344 | 431 | 4,302 |
| 04013099 | Los demás. | 160 | 532 | 105 | 68 | 193 | 85 | 125 | 6,274 | 8,021 | 315 | 316 | 696 | 16,890 |
| | ***SUMA*** | ***5,085*** | ***4,138*** | ***3,369*** | ***1,932*** | ***1,728*** | ***1,612*** | ***2,349*** | ***14,738*** | ***19,220*** | ***11,493*** | ***14,919*** | ***10,172*** | ***90,755*** |
| **LECHE Y NATA, CONCENTRADAS O CON ADICIÓN DE AZÚCAR U OTRO EDULCORANTE** | | | | | | | | | | | | | | |
| 04021001 | Leche en polvo o en pastillas. | 7,259 | 1,556 | 17,711 | 18,947 | 9,280 | 6,343 | 9,671 | 7,379 | 9,181 | 6,078 | 2,021 | 21,344 | 116,770 |
| 04021099 | Los demás | 394 | 306 | 1,455 | 821 | 785 | 384 | 633 | 73 | 154 | 82 | 533 | 2,245 | 7,864 |
| 04022101 | Leche en polvo o en pastillas. | 7,226 | 2,650 | 5,772 | 5,080 | 3,384 | 2,079 | 1,359 | 45 | 0 | 2,170 | 2,130 | 528 | 32,422 |
| 04022199 | Los demás. | 6 | 57 | 127 | 131 | 143 | 206 | 55 | 130 | 140 | 117 | 114 | 176 | 1,404 |
| 04022999 | Las demás. | 19 | 6 | 12 | 19 | 16 | 4 | 15 | 17 | 11 | 19 | 15 | 28 | 182 |
| 04029101 | Leche evaporada. | 155 | 120 | 213 | 86 | 47 | 63 | 87 | 15,759 | 96 | 132 | 85 | 141 | 16,986 |
| 04029199 | Las demás. | 1 | 0 | 1 | 0 | 180 | 0 | 1 | 0 | 0 | 0 | 0 | 0 | 183 |
| 04029901 | Leche condensada. | 2,194 | 1,672 | 3,809 | 1,549 | 4,123 | 2,961 | 2,993 | 1,897 | 3,263 | 2,715 | 2,804 | 3,694 | 33,676 |
| 04029999 | Las demás. | 167 | 31 | 280 | 102 | 39 | 181 | 278 | 50 | 14 | 17 | 3 | 15 | 1,175 |
| | ***SUMA*** | ***17,422*** | ***6,397*** | ***29,380*** | ***26,735*** | ***17,999*** | ***12,220*** | ***15,092*** | ***25,351*** | ***12,859*** | ***11,329*** | ***7,705*** | ***28,172*** | ***210,662*** |
| **SUERO DE MANTEQUILLA** | | | | | | | | | | | | | | |
| 04031001 | Yogur. | 79 | 55 | 87 | 110 | 96 | 96 | 101 | 89 | 109 | 110 | 107 | 109 | 1,148 |
| 04039001 | Los demás. | 0 | 0 | 0 | 0 | 0 | 0 | 0 | 0 | 0 | 0 | 0 | 0 | 0 |
| 04039099 | Los demás | 688 | 716 | 1,445 | 467 | 1,026 | 648 | 861 | 565 | 282 | 311 | 444 | 1,000 | 8,452 |
| | ***SUMA*** | ***767*** | ***771*** | ***1,532*** | ***576*** | ***1,123*** | ***743*** | ***962*** | ***654*** | ***390*** | ***421*** | ***551*** | ***1,110*** | ***9,601*** |
| **LACTOSUERO** | | | | | | | | | | | | | | |
| 04041001 | Suero de leche en polvo, con contenido de proteínas igual o inferior a 12.5%. | 3,111 | 3,477 | 3,897 | 3,080 | 3,794 | 3,605 | 3,426 | 3,509 | 4,422 | 4,722 | 3,996 | 4,289 | 45,328 |
| 04041099 | Los demás. | 514 | 812 | 1,195 | 652 | 1,102 | 835 | 1,010 | 1,120 | 1,118 | 1,262 | 954 | 1,029 | 11,602 |
| 04049099 | Los demás. | 111 | 37 | 39 | 89 | 58 | 43 | 93 | 273 | 206 | 244 | 102 | 137 | 1,433 |
| | ***SUMA*** | ***3,736*** | ***4,325*** | ***5,131*** | ***3,821*** | ***4,954*** | ***4,483*** | ***4,530*** | ***4,903*** | ***5,745*** | ***6,228*** | ***5,052*** | ***5,455*** | ***58,363*** |
| **MANTEQUILLA Y DEMÁS MATERIAS GRASAS DE LA LECHE** | | | | | | | | | | | | | | |
| 04050001 | Mantequilla, cuando el peso incluido el envase inmediato sea inferior o igual a 1 kg. | 0 | 0 | 0 | 0 | 0 | 0 | 0 | 0 | 0 | 0 | 0 | 0 | 0 |
| 04050002 | Mantequilla, cuando el pe | 0 | 0 | 0 | 0 | 0 | 0 | 0 | 0 | 0 | 0 | 0 | 0 | 0 |
| 04050003 | Grasa butírica deshidrata | 0 | 0 | 0 | 0 | 0 | 0 | 0 | 0 | 0 | 0 | 0 | 0 | 0 |
| 04050099 | Los demás | 0 | 0 | 0 | 0 | 0 | 0 | 0 | 0 | 0 | 0 | 0 | 0 | 0 |
| 04051001 | Mantequilla, cuando el pe | 64 | 82 | 204 | 189 | 157 | 40 | 31 | 18 | 65 | 19 | 39 | 55 | 964 |
| 04051099 | Los demás. | 171 | 190 | 304 | 142 | 436 | 240 | 368 | 172 | 80 | 240 | 155 | 173 | 2,670 |
| 04052001 | Pastas lácteas para untar. | 0 | 0 | 0 | 0 | 0 | 0 | 0 | 0 | 0 | 0 | 0 | 0 | 1 |
| 04059001 | Grasa butírica deshidratada. | 3,680 | 3,807 | 4,733 | 4,005 | 5,461 | 3,767 | 4,507 | 3,513 | 2,132 | 3,324 | 4,735 | 5,711 | 49,376 |
| 04059099 | Los demás. | 0 | 0 | 58 | 0 | 11 | 0 | 0 | 0 | 0 | 50 | 50 | 0 | 170 |
| | ***SUMA*** | ***3,916*** | ***4,079*** | ***5,300*** | ***4,336*** | ***6,067*** | ***4,047*** | ***4,906*** | ***3,703*** | ***2,276*** | ***3,632*** | ***4,980*** | ***5,938*** | ***53,182*** |
| **QUESOS Y REQUESÓN** | | | | | | | | | | | | | | |
| 04061001 | Queso fresco (sin madurar), incluido el del lactosuero, y requesón. | 317 | 579 | 1,394 | 492 | 268 | 381 | 324 | 350 | 287 | 376 | 344 | 384 | 5,497 |
| 04062001 | Queso de cualquier tipo, rallado o en polvo. | 548 | 678 | 589 | 1,008 | 703 | 787 | 993 | 830 | 602 | 1,236 | 929 | 2,124 | 11,027 |
| 04063001 | Queso fundido, excepto el rallado o en polvo, con un contenido en peso de materias grasas inferior o igual al 36% y con un contenido en materias grasas medido en peso del extracto seco superior al 48%, presentados en envases de un contenido neto superior a 1 Kg. | 2 | 0 | 4 | 0 | 1 | 2 | 0 | 1 | 0 | 2 | 1 | 0 | 15 |
| 04063099 | Los demás. | 22 | 51 | 58 | 92 | 90 | 136 | 40 | 55 | 61 | 21 | 58 | 60 | 744 |
| 04064001 | Queso de pasta azul. | 3 | 8 | 16 | 34 | 14 | 34 | 23 | 31 | 28 | 14 | 15 | 26 | 248 |
| 04069001 | De pasta dura, denominado Sardo, cuando su presentación así lo indique. | 0 | 0 | 0 | 0 | 0 | 0 | 0 | 0 | 0 | 0 | 0 | 0 | 0 |
| 04069002 | De pasta dura, denominado Reggiano o Reggianito, cuando su presentación así lo indique. | 6 | 36 | 20 | 20 | 86 | 28 | 17 | 16 | 15 | 33 | 31 | 20 | 328 |
| 04069003 | De pasta blanda, tipo Colonia, cuando su composición sea: humedad de 35.5% a 37.7%, cenizas de 3.2% a 3.3%, grasas de 29.0% a 30.8%, proteínas de 25.0% a 27.5%, cloruros de 1.3% a 2.7% y acidez de 0.8% a 0.9% en ácido láctico. | 48 | 3 | 1 | 25 | 55 | 48 | 18 | 33 | 1 | 78 | 54 | 28 | 393 |
| 04069004 | Duros o semiduros, con un contenido en peso de materias grasas inferior o igual al 40%: únicamente Grana o Parmegiano-reggiano, con un contenido en peso de agua, en la materia no grasa, inferior o igual al 47%; únicamente Danbo, Edam, Fontal, Fontina, Fynbo, Gouda, Havarti, Maribo, Samsoe, Esrom, Itálico, Kernhem, Saint-Nectaire, Saint-Paulin o Taleggio, con un contenido en peso de agua, en la materia no grasa, superior al 47% sin exceder de 72%. | 2,182 | 2,762 | 4,958 | 3,186 | 4,186 | 4,240 | 3,989 | 1,828 | 1,903 | 3,124 | 3,460 | 4,728 | 40,546 |
| 04069005 | Tipo petit suisse, cuando su composición sea: humedad de 68% a 70%, grasa de 6% a 8% (en base humeda), extracto seco de 30% a 32%, proteína mínima de 6%, y fermentos con o sin adición de frutas , azúcares, verduras, chocolate o miel. | 0 | 0 | 0 | 0 | 0 | 0 | 0 | 0 | 0 | 0 | 0 | 0 | 0 |
| 04069006 | Tipo Egmont, cuyas características sean: grasa mínima (en materia seca) 45%, humedad máxima 40%, materia seca mínima 60%, mínimo de sal en la humedad 3.9% | 19 | 0 | 89 | 213 | 41 | 153 | 360 | 174 | 0 | 7 | 156 | 93 | 1,305 |
| 04069099 | Los demás. | 790 | 1,179 | 934 | 889 | 982 | 1,270 | 1,599 | 969 | 855 | 1,537 | 1,843 | 1,296 | 14,141 |
| | ***SUMA*** | ***3,936*** | ***5,297*** | ***8,064*** | ***5,959*** | ***6,426*** | ***7,080*** | ***7,364*** | ***4,287*** | ***3,751*** | ***6,430*** | ***6,892*** | ***8,760*** | ***74,246*** |
| **PREPARACIONES ALIMENTICIAS** | | | | | | | | | | | | | | |
| 19011001 | Con un contenido de sólidos lácteos superior al 10%, en peso. | 338 | 415 | 265 | 427 | 288 | 204 | 288 | 455 | 138 | 333 | 364 | 136 | 3,650 |
| 19011099 | Las demás. | 175 | 253 | 192 | 187 | 126 | 205 | 647 | 328 | 381 | 241 | 284 | 176 | 3,194 |
| 19012002 | Con un contenido de grasa butírica superior al 25%, en peso, sin acondicionar para la venta al por menor. | 0 | 0 | 0 | 0 | 0 | 0 | 0 | 0 | 0 | 0 | 0 | 0 | 0 |
| 19012099 | Los demás. | 23 | 43 | 30 | 39 | 37 | 21 | 46 | 51 | 19 | 41 | 61 | 81 | 492 |
| 19019003 | Preparaciones a base de productos lácteos con un contenido de sólidos lácteos superior al 10%, pero inferior o igual a 50%, en peso, excepto las comprendidas en la fracción 1901.90.04. | 216 | 276 | 207 | 215 | 195 | 116 | 161 | 258 | 392 | 210 | 93 | 171 | 2,509 |
| 19019004 | Preparaciones a base de productos lácteos con un contenido de sólidos lácteos superior al 10%, acondicionadas en envases para la venta al por menor cuya etiqueta contenga indicaciones para la utilización directa del producto en la preparación de alimentos o postres, por ejemplo. | 3 | 53 | 2 | 20 | 11 | 21 | 15 | 74 | 176 | 8 | 98 | 70 | 551 |
| 19019005 | Preparaciones a base de productos lácteos con un contenido de sólidos lácteos superior al 50%, en peso, excepto las comprendidas en la fracción 1901.90.04. | 5,279 | 5,925 | 6,811 | 11,795 | 8,358 | 7,207 | 6,549 | 9,151 | 7,147 | 8,950 | 9,402 | 15,020 | 101,596 |
| | ***SUMA*** | ***6,034*** | ***6,965*** | ***7,507*** | ***12,683*** | ***9,015*** | ***7,773*** | ***7,706*** | ***10,315*** | ***8,254*** | ***9,783*** | ***10,301*** | ***15,654*** | ***111,992*** |

**FUENTE: CNG, ELABORADO CON ESTADÍSTICAS DE COMERCIO EXTERIOR DE BANCOMEXT**

**MEXICO, VALOR DE LAS IMPORTACIONES DEFINITIVAS DEL SISTEMA PRODUCTIVO LÁCTEC**

Miles de dólares **2004**

| FRACCION | DENOMINACION | Ene-04 | Feb-04 | Mar-04 | Abr-04 | May-04 | Jun-04 | Jul-04 | Ago-04 | Sep-04 | Oct-04 | Nov-04 | Dic-04 | Total |
|---|---|---|---|---|---|---|---|---|---|---|---|---|---|---|
| **LECHE Y NATA, SIN CONCENTRAR, SIN ADICIÓN DE AZUCAR NI OTRO EDULCORANTE** | | | | | | | | | | | | | | |
| 04011001 | En envases herméticos. | 110 | 113 | 127 | 130 | 125 | 124 | 113 | 100 | 90 | 113 | 68 | 57 | 1,270 |
| 04011099 | Los demás. | 0 | 0 | 0 | 0 | 0 | 0 | 0 | 0 | 0 | 0 | 0 | 0 | 0 |
| 04012001 | En envases herméticos. | 1,064 | 726 | 1,181 | 700 | 605 | 636 | 901 | 2,633 | 3,722 | 3,022 | 4,066 | 3,047 | 22,304 |
| 04012099 | Los demás. | 651 | 530 | 69 | 0 | 0 | 0 | 0 | 848 | 995 | 1,530 | 1,952 | 880 | 7,455 |
| 04013001 | En envases herméticos. | 269 | 197 | 364 | 288 | 345 | 322 | 361 | 220 | 303 | 221 | 236 | 334 | 3,459 |
| 04013099 | Los demás. | 254 | 1,149 | 275 | 164 | 530 | 227 | 303 | 4,922 | 5,098 | 703 | 776 | 1,590 | 15,991 |
| | ***SUMA*** | ***2,348*** | ***2,715*** | ***2,016*** | ***1,281*** | ***1,604*** | ***1,310*** | ***1,678*** | ***8,724*** | ***10,208*** | ***5,588*** | ***7,097*** | ***5,909*** | ***50,478*** |
| **LECHE Y NATA, CONCENTRADAS O CON ADICIÓN DE AZÚCAR U OTRO EDULCORANTE** | | | | | | | | | | | | | | |
| 04021001 | Leche en polvo o en pastillas. | 13,141 | 2,845 | 33,034 | 35,448 | 17,685 | 12,236 | 19,027 | 14,043 | 17,597 | 11,868 | 4,323 | 45,582 | 226,829 |
| 04021099 | Los demás | 991 | 731 | 3,741 | 2,152 | 2,082 | 1,013 | 1,691 | 217 | 502 | 313 | 1,635 | 5,767 | 20,835 |
| 04022101 | Leche en polvo o en pastillas. | 13,198 | 4,837 | 10,709 | 9,353 | 6,284 | 3,797 | 2,479 | 102 | 0 | 4,806 | 4,723 | 1,174 | 61,462 |
| 04022199 | Los demás. | 25 | 167 | 411 | 390 | 447 | 611 | 172 | 387 | 455 | 408 | 392 | 547 | 4,411 |
| 04022999 | Las demás. | 94 | 22 | 33 | 70 | 69 | 11 | 63 | 74 | 58 | 74 | 63 | 116 | 747 |
| 04029101 | Leche evaporada. | 191 | 157 | 283 | 102 | 58 | 78 | 100 | 119 | 114 | 141 | 106 | 160 | 1,610 |
| 04029199 | Las demás. | 2 | 0 | 2 | 0 | 126 | 0 | 2 | 0 | 0 | 1 | 0 | 2 | 135 |
| 04029901 | Leche condensada. | 2,403 | 1,867 | 3,993 | 1,710 | 4,184 | 3,167 | 3,296 | 1,772 | 3,776 | 2,651 | 3,121 | 4,311 | 36,250 |
| 04029999 | Las demás. | 231 | 41 | 396 | 96 | 75 | 127 | 407 | 84 | 49 | 49 | 8 | 45 | 1,607 |
| | ***SUMA*** | ***30,275*** | ***10,667*** | ***52,600*** | ***49,321*** | ***31,011*** | ***21,039*** | ***27,237*** | ***16,799*** | ***22,552*** | ***20,310*** | ***14,370*** | ***57,704*** | ***353,886*** |
| **SUERO DE MANTEQUILLA** | | | | | | | | | | | | | | |
| 04031001 | Yogur. | 112 | 70 | 134 | 153 | 134 | 135 | 164 | 153 | 166 | 206 | 142 | 190 | 1,758 |
| 04039001 | Los demás. | 0 | 0 | 0 | 0 | 0 | 0 | 0 | 0 | 0 | 0 | 0 | 0 | 0 |
| 04039099 | Los demás | 1,253 | 1,416 | 2,724 | 940 | 1,854 | 1,219 | 1,690 | 1,089 | 612 | 659 | 943 | 2,022 | 16,422 |
| | ***SUMA*** | ***1,365*** | ***1,486*** | ***2,858*** | ***1,093*** | ***1,988*** | ***1,354*** | ***1,854*** | ***1,242*** | ***778*** | ***865*** | ***1,085*** | ***2,211*** | ***18,179*** |
| **LACTOSUERO** | | | | | | | | | | | | | | |
| 04041001 | Suero de leche en polvo, con contenido de proteínas igual o inferior a 12.5%. | 2,499 | 2,050 | 2,707 | 2,487 | 2,865 | 3,015 | 2,770 | 2,564 | 3,058 | 3,485 | 2,803 | 3,315 | 33,619 |
| 04041099 | Los demás. | 587 | 763 | 1,045 | 797 | 1,185 | 1,005 | 1,219 | 1,299 | 1,404 | 1,417 | 1,049 | 1,190 | 12,961 |
| 04049099 | Los demás. | 299 | 233 | 305 | 424 | 272 | 247 | 355 | 949 | 760 | 727 | 557 | 658 | 5,785 |
| | ***SUMA*** | ***3,385*** | ***3,046*** | ***4,057*** | ***3,707*** | ***4,323*** | ***4,267*** | ***4,344*** | ***4,811*** | ***5,223*** | ***5,628*** | ***4,409*** | ***5,164*** | ***52,365*** |
| **MANTEQUILLA Y DEMÁS MATERIAS GRASAS DE LA LECHE** | | | | | | | | | | | | | | |
| 04050001 | Mantequilla, cuando el peso incluido el envase inmediato sea inferior o igual a 1 kg. | 0 | 0 | 0 | 0 | 0 | 0 | 0 | 0 | 0 | 0 | 0 | 0 | 0 |
| 04050002 | Mantequilla, cuando el pe | 0 | 0 | 0 | 0 | 0 | 0 | 0 | 0 | 0 | 0 | 0 | 0 | 0 |
| 04050003 | Grasa butírica deshidrata | 0 | 0 | 0 | 0 | 0 | 0 | 0 | 0 | 0 | 0 | 0 | 0 | 0 |
| 04050099 | Los demás | 0 | 0 | 0 | 0 | 0 | 0 | 0 | 0 | 0 | 0 | 0 | 0 | 0 |
| 04051001 | Mantequilla, cuando el pe | 164 | 232 | 557 | 541 | 472 | 141 | 123 | 54 | 232 | 69 | 153 | 197 | 2,933 |
| 04051099 | Los demás. | 290 | 336 | 521 | 280 | 823 | 453 | 705 | 353 | 160 | 477 | 304 | 367 | 5,071 |
| 04052001 | Pastas lácteas para untar. | 1 | 1 | 1 | 0 | 0 | 0 | 1 | 0 | 0 | 1 | 1 | 0 | 6 |
| 04059001 | Grasa butírica deshidratada. | 7,128 | 7,194 | 9,063 | 8,144 | 11,485 | 8,275 | 10,332 | 8,441 | 5,643 | 8,728 | 11,930 | 13,910 | 110,274 |
| 04059099 | Los demás. | 0 | 0 | 110 | 0 | 48 | 0 | 0 | 0 | 0 | 102 | 102 | 0 | 363 |
| | ***SUMA*** | ***7,583*** | ***7,763*** | ***10,253*** | ***8,965*** | ***12,828*** | ***8,869*** | ***11,160*** | ***8,848*** | ***6,036*** | ***9,377*** | ***12,490*** | ***14,475*** | ***118,647*** |
| **QUESOS Y REQUESÓN** | | | | | | | | | | | | | | |
| 04061001 | Queso fresco (sin madurar), incluido el del lactosuero, y requesón. | 900 | 1,522 | 3,784 | 1,348 | 852 | 1,251 | 1,017 | 1,109 | 883 | 1,192 | 1,107 | 1,258 | 16,224 |
| 04062001 | Queso de cualquier tipo, rallado o en polvo. | 1,888 | 2,334 | 2,163 | 3,591 | 2,849 | 3,056 | 3,674 | 3,108 | 2,151 | 4,481 | 3,405 | 7,721 | 40,421 |
| 04063001 | Queso fundido, excepto el rallado o en polvo, con un contenido en peso de materias grasas inferior o igual al 36% y con un contenido en materias grasas medido en peso del extracto seco superior al 48%, presentados en envases de un contenido neto superior a 1 Kg. | 4 | 1 | 14 | 1 | 3 | 6 | 0 | 5 | 0 | 5 | 3 | 1 | 42 |
| 04063099 | Los demás. | 99 | 215 | 225 | 375 | 387 | 528 | 174 | 212 | 278 | 124 | 329 | 217 | 3,164 |
| 04064001 | Queso de pasta azul. | 24 | 52 | 95 | 171 | 75 | 189 | 139 | 153 | 158 | 74 | 107 | 141 | 1,378 |
| 04069001 | De pasta dura, denominado Sardo, cuando su presentación así lo indique. | 0 | 0 | 0 | 0 | 0 | 0 | 0 | 0 | 0 | 0 | 0 | 0 | 0 |
| 04069002 | De pasta dura, denominado Reggiano o Reggianito, cuando su presentación así lo indique. | 21 | 126 | 73 | 74 | 333 | 105 | 71 | 64 | 55 | 139 | 120 | 84 | 1,265 |
| 04069003 | De pasta blanda, tipo Colonia, cuando su composición sea: humedad de 35.5% a 37.7%, cenizas de 3.2% a 3.3%, grasas de 29.0% a 30.8%, proteínas de 25.0% a 27.5%, cloruros de 1.3% a 2.7% y acidez de 0.8% a 0.9% en ácido láctico. | 112 | 10 | 7 | 68 | 149 | 130 | 53 | 90 | 6 | 214 | 156 | 83 | 1,077 |
| 04069004 | Duros o semiduros, con un contenido en peso de materias grasas inferior o igual al 40%: únicamente Grana o Parmegiano-reggiano, con un contenido en peso de agua, en la materia no grasa, inferior o igual al 47%; únicamente Danbo, Edam, Fontal, Fontina, Fynbo, Gouda, Havarti, Maribo, Samsoe, Esrom, Itálico, Kernhem, Saint-Nectaire, Saint-Paulin o Taleggio, con un contenido en peso de agua, en la materia no grasa, superior al 47% sin exceder de 72%. | 5,327 | 6,619 | 12,190 | 8,421 | 10,743 | 10,857 | 10,168 | 5,070 | 5,224 | 8,441 | 9,150 | 12,877 | 105,087 |
| 04069005 | Tipo petit suisse, cuando su composición sea: humedad de 68% a 70%, grasa de 6% a 8% (en base humeda), extracto seco de 30% a 32%, proteína mínima de 6%, y fermentos con o sin adición de frutas , azúcares, verduras, chocolate o miel. | 0 | 0 | 0 | 0 | 0 | 0 | 0 | 0 | 0 | 0 | 0 | 0 | 0 |
| 04069006 | Tipo Egmont, cuyas características sean: grasa mínima (en materia seca) 45%, humedad máxima 40%, materia seca mínima 60%, mínimo de sal en la humedad 3.9% | 44 | 0 | 193 | 469 | 89 | 322 | 823 | 438 | 0 | 17 | 392 | 237 | 3,025 |
| 04069099 | Los demás. | 2,663 | 3,891 | 3,228 | 3,403 | 4,097 | 4,480 | 5,535 | 3,509 | 3,216 | 5,215 | 6,756 | 4,932 | 50,926 |
| | ***SUMA*** | ***11,082*** | ***14,770*** | ***21,971*** | ***17,922*** | ***19,577*** | ***20,924*** | ***21,653*** | ***13,758*** | ***11,972*** | ***19,902*** | ***21,526*** | ***27,551*** | ***222,609*** |
| **PREPARACIONES ALIMENTICIAS** | | | | | | | | | | | | | | |
| 19011001 | Con un contenido de sólidos lácteos superior al 10%, en peso. | 2,335 | 3,124 | 1,603 | 4,097 | 2,426 | 1,793 | 2,573 | 3,786 | 879 | 2,017 | 2,996 | 944 | 28,574 |
| 19011099 | Las demás. | 344 | 791 | 751 | 453 | 506 | 626 | 1,477 | 727 | 923 | 467 | 594 | 609 | 8,268 |
| 19012002 | Con un contenido de grasa butírica superior al 25%, en peso, sin acondicionar para la venta al por menor. | 0 | 0 | 0 | 0 | 0 | 0 | 0 | 0 | 0 | 0 | 0 | 0 | 0 |
| 19012099 | Los demás. | 64 | 303 | 37 | 52 | 72 | 54 | 84 | 111 | 41 | 88 | 143 | 118 | 1,166 |
| 19019003 | Preparaciones a base de productos lácteos con un contenido de sólidos lácteos superior al 10%, pero inferior o igual a 50%, en peso, excepto las comprendidas en la fracción 1901.90.04. | 484 | 542 | 437 | 542 | 750 | 294 | 415 | 479 | 817 | 391 | 262 | 295 | 5,708 |
| 19019004 | Preparaciones a base de productos lácteos con un contenido de sólidos lácteos superior al 10%, acondicionadas en envases para la venta al por menor cuya etiqueta contenga indicaciones para la utilización directa del producto en la preparación de alimentos o postres, por ejemplo. | 21 | 101 | 20 | 158 | 40 | 154 | 98 | 246 | 219 | 38 | 134 | 125 | 1,355 |
| 19019005 | Preparaciones a base de productos lácteos con un contenido de sólidos lácteos superior al 50%, en peso, excepto las comprendidas en la fracción 1901.90.04. | 9,859 | 10,745 | 12,633 | 24,286 | 16,926 | 13,985 | 12,860 | 19,407 | 13,866 | 17,967 | 19,931 | 33,288 | 205,754 |
| | ***SUMA*** | ***13,108*** | ***15,606*** | ***15,482*** | ***29,589*** | ***20,720*** | ***16,906*** | ***17,507*** | ***24,757*** | ***16,746*** | ***20,968*** | ***24,061*** | ***35,378*** | ***250,826*** |
| **TOTAL** | | **69,146** | **56,052** | **109,237** | **111,879** | **92,051** | **74,669** | **85,434** | **78,938** | **73,514** | **82,639** | **85,037** | **148,392** | **1,066,989** |

**FUENTE: CNG, ELABORADO CON ESTADÍSTICAS DE COMERCIO EXTERIOR DE BANCOMEXT**

**PAÍS DE ORIGEN DE ALGUNOS PRODUCTOS IMPORTADOS**

**04012001 En envases herméticos**

*Cantidad (Litros)*

| País | 1995 | 1996 | 1997 | 1998 | 1999 | 2000 | 2001 | 2002 | 2003 | 2004 |
|---|---|---|---|---|---|---|---|---|---|---|
| ***Total*** | ***17,147,158*** | ***13,492,202*** | ***15,674,704*** | ***11,922,493*** | ***11,213,112*** | ***26,740,808*** | ***25,200,537*** | ***45,666,581*** | ***46,012,253*** | ***44,930,087*** |
| **Argentina** | | | | | | 72 | | | | |
| **Canadá** | | | | | | | | | 3,593 | |
| **China** | | 6,351 | 11,250 | | | | | | | |
| **Corea del Sur** | | 68 | | | | | | | | |
| **Costa Rica** | | | | | | | | 168,905 | 492,048 | |
| **España** | | | | | | | | 114,912 | 155,520 | |
| **Estados Unidos** | 17,147,154 | 13,485,783 | 15,663,442 | 11,922,493 | 9,917,112 | 10,563,104 | 11,668,737 | 13,220,484 | 13,945,853 | 11,806,475 |
| **Panamá** | 4 | | | | | | | | | |
| **Uruguay** | | | 12 | | 1,296,000 | 16,177,632 | 13,531,800 | 32,162,280 | 31,415,239 | 33,123,612 |

*Millones de Dólares Americanos*

| País | 1995 | 1996 | 1997 | 1998 | 1999 | 2000 | 2001 | 2002 | 2003 | 2004 |
|---|---|---|---|---|---|---|---|---|---|---|
| ***Total*** | ***8.408*** | ***7.053*** | ***8.002*** | ***5.997*** | ***5.502*** | ***12.091*** | ***13.079*** | ***20.768*** | ***21.409*** | ***22.304*** |
| **Argentina** | | | | | | 0.000 | | | | |
| **Canadá** | | | | | | | | | 0.002 | |
| **China** | | 0.003 | 0.005 | | | | | | | |
| **Corea del Sur** | | 0.000 | | | | | | | | |
| **Costa Rica** | | | | | | | | 0.105 | 0.299 | |
| **España** | | | | | | | | 0.064 | 0.100 | |
| **Estados Unidos** | 8.408 | 7.050 | 7.997 | 5.997 | 5.071 | 5.266 | 6.543 | 7.055 | 7.634 | 7.208 |
| **Panamá** | 0.000 | | | | | | | | | |
| **Uruguay** | | | 0.000 | | 0.431 | 6.824 | 6.537 | 13.545 | 13.374 | 15.096 |

FUENTE: CNG, ELABORADO CON ESTADÍSTICAS DE COMERCIO EXTERIOR DE BANCOMEXT

**04012099 Los demás**

*Cantidad (Litros)*

| País | 1995 | 1996 | 1997 | 1998 | 1999 | 2000 | 2001 | 2002 | 2003 | 2004 |
|---|---|---|---|---|---|---|---|---|---|---|
| ***Total*** | ***19,725,602*** | ***29,844,395*** | ***27,642,203*** | ***9,051,352*** | ***572,693*** | ***7,182,764*** | ***3,651,725*** | ***6,331,259*** | ***8,820,202*** | ***21,656,097*** |
| **Estados Unidos** | 19,725,602 | 29,844,395 | 27,642,203 | 9,051,352 | 572,693 | 7,182,764 | 3,651,725 | 6,331,259 | 8,820,202 | 21,656,097 |

*Millones de Dólares Americanos*

| País | 1995 | 1996 | 1997 | 1998 | 1999 | 2000 | 2001 | 2002 | 2003 | 2004 |
|---|---|---|---|---|---|---|---|---|---|---|
| ***Total*** | ***5.695*** | ***9.504*** | ***7.450*** | ***3.547*** | ***0.229*** | ***2.171*** | ***1.502*** | ***1.884*** | ***3.275*** | ***7.455*** |
| **Estados Unidos** | 5.695 | 9.504 | 7.450 | 3.547 | 0.229 | 2.171 | 1.502 | 1.884 | 3.275 | 7.455 |

FUENTE: CNG, ELABORADO CON ESTADÍSTICAS DE COMERCIO EXTERIOR DE BANCOMEXT

**04021001 Leche en polvo o en pastillas.**

*Cantidad (Kilogramos)*

| País | 1995 | 1996 | 1997 | 1998 | 1999 | 2000 | 2001 | 2002 | 2003 | 2004 |
|---|---|---|---|---|---|---|---|---|---|---|
| ***Total*** | ***105,976,387*** | ***126,690,933*** | ***127,876,366*** | ***92,826,572*** | ***110,479,259*** | ***115,977,262*** | ***127,406,539*** | ***114,738,372*** | ***107,162,202*** | ***116,769,558*** |
| **Alemania** | 29,444,275 | 52,588,175 | 43,904,327 | 10,006,975 | 9,059,500 | 26,743,000 | 4,447,105 | 1,711,096 | 5,503,400 | 1,725,000 |
| **Argentina** | | | | | 819,335 | 1,447,304 | 6,316,896 | 4,986,495 | 3,446,925 | 3,834,675 |
| **Australia** | 8,200,000 | 9,907,180 | 2,439,000 | 4,699,950 | 1,039,726 | 2,623,728 | 2,644,101 | 7,234,727 | 2,232,000 | |
| **Austria** | | 379,500 | 353,500 | | | 144,000 | | | | |
| **Belarusia** | | | | | | | | | | 240,000 |
| **Bélgica** | | 650,000 | 3,050,004 | 300,000 | 825,000 | 2,225,000 | 75,000 | 846,000 | 225,000 | |
| **Canadá** | 19,876,375 | 16,698,275 | 5,710,000 | 18,147,100 | 23,489,750 | 14,298,779 | 21,310,974 | 20,881,360 | 3,205,025 | 805,400 |
| **Dinamarca** | | | | | 180,000 | | | | | |
| **España** | | | | | | | | 125,000 | 119,000 | |
| **Estados Unidos** | 34,368,284 | 6,607,266 | 21,622,504 | 44,766,742 | 54,431,579 | 29,391,100 | 58,580,415 | 49,895,839 | 65,434,183 | 91,190,299 |
| **European Econ. Comm.** | | | | | | 298,000 | | | | |
| **Finlandia** | | | 4,000,000 | 5,132,000 | 2,450,000 | 739,999 | | | | |
| **Francia** | 2,350,000 | 15,700,000 | 11,874,800 | 3,700,002 | 496,000 | 1,401,000 | 515,000 | 663,468 | 115,172 | |
| **Irlanda** | 7,955,150 | 10,705,662 | 10,955,525 | 1,200,000 | 2,127,000 | 7,439,500 | 878,400 | 2,150,675 | 1,106,575 | 25,000 |
| **Italia** | | | | | | | | 9,200 | | |
| **Nicaragua** | 3 | | | | | | | | | |
| **Nueva Zelanda** | 2,252,300 | 3,296,875 | 3,279,325 | 1,798,950 | 1,426,576 | 4,893,264 | 3,481,265 | 18,254,631 | 10,397,666 | 9,626,409 |
| **Países Bajos** | | 1,035,000 | 2,467,200 | 1,150,000 | 200,000 | 1,633,450 | 5,050 | 75,000 | | |
| **Polonia** | | | | | | 7,694,051 | 20,532,834 | 5,994,780 | 6,256,625 | 5,923,025 |
| **Reino Unido** | 1,530,000 | 5,828,000 | 18,220,175 | 1,924,800 | 10,284,792 | 11,444,884 | 2,257,900 | 1,480,675 | 7,229,275 | 2,619,750 |
| **República Checa** | | | | | | | | | 200,000 | |
| **Suecia** | | | | | | 1,835,952 | 475,000 | 325,000 | | 47,000 |
| **Suiza** | | 3,295,000 | | | 2,325,000 | 1,724,250 | | | | |
| **Uruguay** | | | 6 | 53 | 1,325,001 | 1 | 5,886,599 | 104,426 | 1,691,356 | 733,000 |

*Millones de Dólares Americanos*

| País | 1995 | 1996 | 1997 | 1998 | 1999 | 2000 | 2001 | 2002 | 2003 | 2004 |
|---|---|---|---|---|---|---|---|---|---|---|
| ***Total*** | ***210.145*** | ***295.227*** | ***247.315*** | ***149.305*** | ***147.439*** | ***208.666*** | ***276.872*** | ***168.428*** | ***181.073*** | ***226.829*** |
| **Alemania** | 55.464 | 123.126 | 86.890 | 17.572 | 12.095 | 46.545 | 10.104 | 2.613 | 8.592 | 3.200 |
| **Argentina** | | | | | 1.052 | 2.150 | 13.305 | 7.521 | 5.274 | 7.317 |
| **Australia** | 14.190 | 22.063 | 4.718 | 8.154 | 1.518 | 5.573 | 5.603 | 10.608 | 3.735 | |
| **Austria** | | 0.761 | 0.709 | | | 0.206 | | | | |
| **Belarusia** | | | | | | | | | | 0.521 |
| **Bélgica** | | 1.542 | 5.773 | 0.529 | 1.140 | 4.768 | 0.168 | 1.247 | 0.367 | |
| **Canadá** | 38.106 | 39.124 | 10.960 | 29.196 | 30.209 | 25.535 | 47.044 | 31.058 | 5.175 | 1.572 |
| **Dinamarca** | | | | | 0.266 | | | | | |
| **España** | | | | | | | | 0.191 | 0.180 | |
| **Estados Unidos** | 74.990 | 15.527 | 39.099 | 68.582 | 73.828 | 53.200 | 126.570 | 72.184 | 113.235 | 178.503 |
| **European Econ. Comm.** | | | | | | 0.601 | | | | |
| **Finlandia** | | | 7.964 | 9.079 | 3.360 | 1.213 | | | | |
| **Francia** | 4.051 | 37.017 | 22.695 | 6.536 | 0.673 | 2.246 | 1.152 | 0.931 | 0.168 | |
| **Irlanda** | 16.569 | 25.119 | 21.743 | 2.125 | 2.882 | 12.527 | 1.906 | 2.779 | 1.648 | 0.049 |
| **Italia** | | | | | | | | 0.033 | | |
| **Nicaragua** | 0.000 | | | | | | | | | |
| **Nueva Zelanda** | 3.536 | 6.890 | 6.752 | 2.541 | 2.067 | 8.095 | 7.608 | 27.881 | 17.074 | 17.959 |
| **Países Bajos** | | 2.431 | 4.727 | 1.989 | 0.293 | 2.457 | 0.014 | 0.094 | | |
| **Polonia** | | | | | | 17.055 | 44.406 | 8.511 | 11.449 | 11.231 |
| **Reino Unido** | 3.238 | 13.810 | 35.285 | 3.002 | 13.296 | 19.048 | 4.973 | 2.172 | 10.912 | 5.061 |
| **República Checa** | | | | | | | | | 0.337 | |
| **Suecia** | | | | | | 3.676 | 1.039 | 0.458 | | 0.094 |
| **Suiza** | | 7.816 | | | 3.059 | 3.771 | | | | |
| **Uruguay** | | | 0.000 | 0.000 | 1.701 | 0.000 | 12.981 | 0.149 | 2.925 | 1.321 |

FUENTE: CNG, ELABORADO CON ESTADÍSTICAS DE COMERCIO EXTERIOR DE BANCOMEXT

**04022101 Leche en polvo o en pastillas.**

*Cantidad (Kilogramos)*

| País | 1995 | 1996 | 1997 | 1998 | 1999 | 2000 | 2001 | 2002 | 2003 | 2004 |
|---|---|---|---|---|---|---|---|---|---|---|
| ***Total*** | ***28,249,412*** | ***29,715,436*** | ***41,119,424*** | ***45,465,856*** | ***35,060,973*** | ***31,174,831*** | ***52,626,949*** | ***40,717,490*** | ***41,582,684*** | ***32,422,277*** |
| **Alemania** | 1,517,850 | | 1,200,000 | | 140,000 | 792,000 | 25,000 | 1 | 40,000 | 68,000 |
| **Argentina** | | | 26 | 1,100,000 | 1,150,000 | 5,850,000 | 15,823,992 | 100 | 4,443,200 | 9,139,200 |
| **Australia** | | | | | 2,191,286 | 1,010,925 | 1,006,450 | 2 | | |
| **Bélgica** | | 10 | | | | 50,400 | | | 59,000 | |
| **Canadá** | | | | | | 227,176 | | 339,625 | 87,350 | |
| **Chile** | | | | | | | | | | 100,000 |
| **Dinamarca** | 33,267 | 78,700 | 135,960 | 121,422 | | | | | | |
| **Estados Unidos** | 19,052 | 184 | | | 76,000 | 1,825,918 | 41,738 | 58,027 | 134,725 | |
| **European Econ. Comm.** | | | 400,000 | | | | | | | |
| **Francia** | | | 1,500,000 | 59,200 | 135,353 | 165,000 | | 51,000 | 26,000 | |
| **Irlanda** | 11,508,880 | 3,960,000 | | 750,000 | | 97,000 | | 1,014,000 | 1,118,400 | |
| **Nueva Zelanda** | 15,161,452 | 25,650,055 | 31,071,576 | 36,796,078 | 27,486,268 | 14,192,155 | 35,565,575 | 26,847,664 | 32,543,908 | 22,873,975 |
| **Países Bajos** | | 8,775 | 1,875,000 | 1,479,656 | 51,152 | 1,010,226 | 163,944 | 197,670 | 386,144 | 168,100 |
| **Polonia** | | | | | | 151,000 | | | | |
| **Reino Unido** | 8,856 | 17,712 | 4,936,856 | 5,159,500 | 3,685,912 | 5,803,025 | | 12,209,400 | 2,693,950 | 31,000 |
| **Suiza** | 55 | | | | | | | | | |
| **Uruguay** | | | 6 | | 145,002 | 6 | 250 | 1 | 50,007 | 42,002 |

*Millones de Dólares Americanos*

| País | 1995 | 1996 | 1997 | 1998 | 1999 | 2000 | 2001 | 2002 | 2003 | 2004 |
|---|---|---|---|---|---|---|---|---|---|---|
| ***Total*** | ***55.307*** | ***69.448*** | ***82.518*** | ***87.908*** | ***59.134*** | ***55.254*** | ***112.728*** | ***58.820*** | ***75.708*** | ***61.462*** |
| **Alemania** | 3.020 | | 2.499 | | 0.188 | 1.103 | 0.056 | 0.000 | 0.065 | 0.162 |
| **Argentina** | | | 0.000 | 2.187 | 1.934 | 10.307 | 34.106 | 0.000 | 7.230 | 18.029 |
| **Australia** | | | | | 3.895 | 2.126 | 2.118 | 0.000 | | |
| **Bélgica** | | 0.000 | | | | 0.079 | | | 0.185 | |
| **Canadá** | | | | | | 0.570 | | 0.528 | 0.159 | |
| **Chile** | | | | | | | | | | 0.197 |
| **Dinamarca** | 0.118 | 0.297 | 0.484 | 0.367 | | | | | | |
| **Estados Unidos** | 0.065 | 0.001 | | | 0.132 | 3.010 | 0.096 | 0.104 | 0.232 | |
| **European Econ. Comm.** | | | 0.829 | | | | | | | |
| **Francia** | | | 2.765 | 0.181 | 0.501 | 0.621 | | 0.083 | 0.044 | |
| **Irlanda** | 22.741 | 8.863 | | 1.409 | | 0.174 | | 1.606 | 2.142 | |
| **Nueva Zelanda** | 29.331 | 60.188 | 62.278 | 71.359 | 46.228 | 25.421 | 75.744 | 38.066 | 59.407 | 42.272 |
| **Países Bajos** | | 0.030 | 3.888 | 2.791 | 0.151 | 2.027 | 0.608 | 0.743 | 1.059 | 0.646 |
| **Polonia** | | | | | | 0.320 | | | | |
| **Reino Unido** | 0.032 | 0.069 | 9.774 | 9.615 | 5.886 | 9.496 | | 17.690 | 5.093 | 0.072 |
| **Suiza** | 0.000 | | | | | | | | | |
| **Uruguay** | | | 0.000 | | 0.220 | 0.000 | 0.000 | 0.000 | 0.093 | 0.083 |

FUENTE: CNG, ELABORADO CON ESTADÍSTICAS DE COMERCIO EXTERIOR DE BANCOMEXT

**0403 Sueros de mantequilla (Comprende las fracciones de Yugurt y los demás)**

*Cantidad (Kilogramos)*

| País | 1995 | 1996 | 1997 | 1998 | 1999 | 2000 | 2001 | 2002 | 2003 | 2004 |
|---|---|---|---|---|---|---|---|---|---|---|
| ***Total*** | | | ***4,913,200*** | ***9,525,893*** | ***10,682,568*** | ***12,058,573*** | ***12,440,116*** | ***14,390,781*** | ***13,287,990*** | ***9,600,565*** |
| **Alemania** | | | 671,075 | 143,550 | 75,000 | 561,900 | 195,025 | 125,000 | 257,020 | 48,000 |
| **Argentina** | | | | 25,478 | | | | | 54,671 | 108,509 |
| **Australia** | | | 400,775 | 570,600 | 162,342 | 359,400 | 2,561,500 | 502,000 | 286,950 | |
| **Austria** | | | | | | | | 123,582 | | |
| **Bégica** | | | 15,979 | 25,009 | 50,000 | 50,000 | 486,572 | 289,325 | 675 | 38,000 |
| **Brasil** | | | | | | 784 | | | | |
| **Canadá** | | | | | 1,089 | | 378,262 | | 3,791 | |
| **Chile** | | | | | | | 46,240 | 40,800 | 22,710 | |
| **China** | | | | | 454 | | | | 4,456 | |
| **Corea del Sur** | | | | | | | | | | |
| **Dinamarca** | | | 102,000 | 327,000 | 1,018,700 | 604,000 | 554,000 | 250,000 | 495,964 | 350,000 |
| **Ecuador** | | | | | | | | | | |
| **España** | | | 46,000 | 85,001 | 85,800 | 243,594 | 24,000 | 357,402 | 211,472 | 208,500 |
| **Estados Unidos** | | | 1,297,114 | 1,473,374 | 2,065,894 | 2,537,720 | 3,077,396 | 5,786,324 | 4,083,827 | 2,441,472 |
| **European Econ. Comm.** | | | 119,000 | 598,000 | | | | | | |
| **Francia** | | | 489,000 | 765,350 | 50,026 | 1,493,239 | 2,331 | 154,341 | 100,501 | 75,000 |
| **India** | | | | | | | 1,860 | 5,456 | 6,085 | 982 |
| **Irlanda** | | | 739,002 | 2,505,578 | 3,179,025 | 1,472,875 | | 332,000 | 1,214,050 | 83,000 |
| **Japón** | | | | 10 | 205 | | | | | |
| **Noruega** | | | | | | | 124 | | | |
| **Nueva Zelanda** | | | 966,237 | 1,637,943 | 3,065,511 | 3,571,050 | 4,787,629 | 6,070,248 | 6,176,657 | 5,821,121 |
| **Países Bajos** | | | 50,000 | 1,325,000 | 900,000 | 900,000 | 325,000 | 335,000 | 315,000 | 100,000 |
| **Polonia** | | | 17,000 | | | | | | | |
| **Reino Unido** | | | | 44,000 | | 264,000 | | | 52,000 | |
| **Rusia** | | | | | | | 174 | | | |
| **Suecia** | | | | | | | | 14,580 | | |
| **Suiza** | | | | | 1,022 | | | | | |
| **Tailandia** | | | | | | | | 4,715 | 2,158 | 981 |
| **Taiwan** | | | | | | | | 5 | | |
| **Uruguay** | | | 18 | | 27,500 | 11 | 3 | 3 | 3 | 325,000 |

*Millones de Dólares Americanos*

| País | 1995 | 1996 | 1997 | 1998 | 1999 | 2000 | 2001 | 2002 | 2003 | 2004 |
|---|---|---|---|---|---|---|---|---|---|---|
| ***Total*** | | | ***9.249*** | ***16.829*** | ***16.587*** | ***21.126*** | ***25.622*** | ***21.845*** | ***20.579*** | ***18.179*** |
| **Alemania** | | | 1.130 | 0.292 | 0.095 | 0.883 | 0.382 | 0.240 | 0.385 | 0.102 |
| **Argentina** | | | | 0.051 | | | | | 0.120 | 0.248 |
| **Australia** | | | 0.683 | 0.860 | 0.242 | 0.578 | 5.563 | 1.071 | 0.387 | |
| **Austria** | | | | | | | | 0.112 | | |
| **Bégica** | | | 0.024 | 0.039 | 0.069 | 0.058 | 0.994 | 0.529 | 0.001 | 0.077 |
| **Brasil** | | | | | | 0.004 | | | | |
| **Canadá** | | | | | 0.002 | | 0.807 | | 0.023 | |
| **Chile** | | | | | | | 0.034 | 0.034 | 0.015 | |
| **China** | | | | | 0.002 | | | | 0.009 | |
| **Corea del Sur** | | | | | | | | | | |
| **Dinamarca** | | | 0.170 | 0.517 | 1.171 | 0.746 | 1.055 | 0.329 | 0.710 | 0.544 |
| **Ecuador** | | | | | | | | | | |
| **España** | | | 0.603 | 0.587 | 0.983 | 1.116 | 0.227 | 0.786 | 0.673 | 0.517 |
| **Estados Unidos** | | | 2.291 | 3.121 | 3.853 | 4.515 | 5.392 | 8.278 | 6.397 | 4.372 |
| **European Econ. Comm.** | | | 0.197 | 0.893 | | | | | | |
| **Francia** | | | 0.840 | 1.185 | 0.064 | 2.268 | 0.006 | 0.175 | 0.148 | 0.133 |
| **India** | | | | | | | 0.003 | 0.007 | 0.008 | 0.001 |
| **Irlanda** | | | 1.218 | 3.944 | 4.226 | 2.398 | | 0.483 | 1.830 | 0.150 |
| **Japón** | | | | 0.000 | 0.003 | | | | | |
| **Noruega** | | | | | | | 0.001 | | | |
| **Nueva Zelanda** | | | 1.990 | 3.322 | 4.636 | 6.692 | 10.513 | 9.369 | 9.315 | 11.275 |
| **Países Bajos** | | | 0.084 | 1.945 | 1.203 | 1.404 | 0.645 | 0.414 | 0.475 | 0.174 |
| **Polonia** | | | 0.020 | | | | | | | |
| **Reino Unido** | | | | 0.073 | | 0.463 | | | 0.081 | |
| **Rusia** | | | | | | | 0.001 | | | |
| **Suecia** | | | | | | | | 0.013 | | |
| **Suiza** | | | | | 0.002 | | | | | |
| **Tailandia** | | | | | | | | 0.006 | 0.003 | 0.001 |
| **Taiwan** | | | | | | | | 0.000 | | |
| **Uruguay** | | | 0.000 | | 0.036 | 0.000 | 0.000 | 0.000 | 0.000 | 0.585 |

FUENTE: CNG, ELABORADO CON ESTADÍSTICAS DE COMERCIO EXTERIOR DE BANCOMEXT

**0404 Lactosueros (Comprende las fracciones de sueros de leche en polvo y las demás)**

*Cantidad (Kilogramos)*

| País | 1995 | 1996 | 1997 | 1998 | 1999 | 2000 | 2001 | 2002 | 2003 | 2004 |
|---|---|---|---|---|---|---|---|---|---|---|
| ***Total*** | ***24,473,331*** | ***48,747,051*** | ***48,952,513*** | ***56,200,572*** | ***55,566,688*** | ***54,255,874*** | ***72,717,560*** | ***52,112,737*** | ***52,097,285*** | ***58,363,424*** |
| **Alemania** | | | | 86,411 | 199,729 | 68,000 | 89,375 | 93,770 | 133,800 | 95,125 |
| **Argentina** | | | | | | | | | 500 | 375,000 |
| **Australia** | | | 460 | 223,570 | | 156,875 | | 341,900 | | 186,500 |
| **Canadá** | 1,232,750 | 704,119 | 2,270,227 | 2,251,200 | 1,427,697 | 19,000 | 104,297 | 178,447 | 34,732 | 55,180 |
| **Costa Rica** | | | | | | | | 14,649 | 30,201 | |
| **Dinamarca** | 10,720 | 5,000 | 22,200 | 30,280 | 15,000 | 19,620 | 20,040 | 159,725 | 56,720 | 156,360 |
| **Estados Unidos** | 21,661,715 | 47,827,754 | 44,870,547 | 50,153,479 | 50,263,891 | 48,877,276 | 68,540,385 | 49,866,686 | 49,274,897 | 54,770,805 |
| **European Econ. Comm.** | | | 25,000 | | | | | | | |
| **Francia** | 1,460,790 | 58,000 | 1,473,375 | 3,144,000 | 3,098,000 | 4,728,040 | 3,500,732 | 900,000 | 1,926,800 | 1,764,000 |
| **Hungría** | 14,010 | | | | | | | | | |
| **Irlanda** | | | | | 88,000 | | | | 49,950 | 72,200 |
| **Israel** | | | | 22,000 | | | | | | |
| **Lituania** | | 3,028 | 44,022 | 100 | 2,780 | 80 | | | | |
| **Malasia** | | | | | | 120 | 150 | | | |
| **Nueva Zelanda** | 78,000 | 144,150 | 246,682 | 82,532 | 435,674 | 310,228 | 207,175 | 268,597 | 233,925 | 170,695 |
| **Países Bajos** | 15,036 | 5,000 | | | | 16,587 | 27,575 | 136,152 | 153,000 | 84,975 |
| **Polonia** | 300 | | | 207,000 | 25,000 | | 50,000 | | 22,000 | 274,000 |
| **Reino Unido** | | | | | | | 37,331 | | | |
| **Suecia** | | | | | | | | | 160 | |
| **Suiza** | 10 | | | | 10,917 | 60,048 | 140,500 | 152,811 | 180,600 | 358,584 |

*Millones de Dólares Americanos*

| País | 1995 | 1996 | 1997 | 1998 | 1999 | 2000 | 2001 | 2002 | 2003 | 2004 |
|---|---|---|---|---|---|---|---|---|---|---|
| ***Total*** | ***15.323*** | ***30.152*** | ***32.817*** | ***41.113*** | ***34.751*** | ***36.987*** | ***44.298*** | ***38.833*** | ***37.446*** | ***52.365*** |
| **Alemania** | | | | 0.194 | 0.400 | 0.193 | 0.288 | 0.212 | 0.261 | 0.157 |
| **Argentina** | | | | | | | | | 0.003 | 1.038 |
| **Australia** | | | 0.002 | 0.655 | | 0.231 | | 0.428 | | 0.369 |
| **Canadá** | 1.411 | 0.778 | 2.042 | 1.564 | 1.157 | 0.011 | 0.106 | 0.343 | 0.095 | 0.188 |
| **Costa Rica** | | | | | | | | 0.008 | 0.024 | |
| **Dinamarca** | 0.045 | 0.020 | 0.084 | 0.116 | 0.055 | 0.071 | 0.076 | 0.981 | 0.243 | 0.666 |
| **Estados Unidos** | 11.223 | 28.524 | 28.092 | 34.366 | 28.857 | 30.705 | 38.333 | 33.583 | 31.494 | 41.864 |
| **European Econ. Comm.** | | | 0.016 | | | | | | | |
| **Francia** | 2.111 | 0.306 | 1.678 | 3.738 | 3.465 | 4.818 | 4.012 | 0.963 | 2.461 | 2.407 |
| **Hungría** | 0.114 | | | | | | | | | |
| **Irlanda** | | | | | 0.089 | | | | 0.075 | 0.085 |
| **Israel** | | | | 0.025 | | | | | | |
| **Lituania** | | 0.004 | 0.064 | 0.000 | 0.003 | 0.000 | | | | |
| **Malasia** | | | | | | 0.004 | 0.006 | | | |
| **Nueva Zelanda** | 0.287 | 0.486 | 0.838 | 0.281 | 0.661 | 0.702 | 0.532 | 0.602 | 0.563 | 0.491 |
| **Países Bajos** | 0.130 | 0.034 | | | | 0.017 | 0.025 | 0.114 | 0.128 | 0.073 |
| **Polonia** | 0.002 | | | 0.174 | 0.009 | | 0.027 | | 0.011 | 0.157 |
| **Reino Unido** | | | | | | | 0.076 | | | |
| **Suecia** | | | | | | | | | 0.001 | |
| **Suiza** | 0.000 | | | | 0.054 | 0.234 | 0.817 | 1.598 | 2.087 | 4.870 |

FUENTE: CNG, ELABORADO CON ESTADÍSTICAS DE COMERCIO EXTERIOR DE BANCOMEXT

**0405 Mantequilla y demás materias grasas de la leche (Comprende mantequilla, grasa bútirica y pastas lácteas para untar)**

*Cantidad (Kilogramos)*

| País | 1995 | 1996 | 1997 | 1998 | 1999 | 2000 | 2001 | 2002 | 2003 | 2004 |
|---|---|---|---|---|---|---|---|---|---|---|
| ***Total*** | | | ***24,007,123*** | ***24,178,230*** | ***33,686,473*** | ***34,014,450*** | ***34,749,717*** | ***38,648,772*** | ***38,907,487*** | ***53,181,593*** |
| **Alemania** | | | | | 96,053 | 22,600 | | 158,980 | 161,923 | 633,360 |
| **Argentina** | | | 247,000 | 861,840 | 1,125,180 | 1,580,040 | 1,278,320 | 1,619,940 | 95,760 | 1,470,220 |
| **Australia** | | | 5,809,004 | 5,809,868 | 6,350,915 | 4,707,822 | 5,421,300 | 5,079,390 | 3,898,960 | 4,572,780 |
| **Bélgica** | | | 3,966,451 | 3,276,757 | 3,761,798 | 4,348,346 | 5,691,901 | 6,683,184 | 7,451,620 | 9,877,893 |
| **Camerún** | | | 53,983 | | | | | | | |
| **Canadá** | | | 174,794 | 59,500 | 20 | | | | | |
| **Chile** | | | | | | 204,700 | | | | 594,325 |
| **Corea del Sur** | | | | | | | | | | |
| **Costa Rica** | | | | | | | | 41 | | |
| **Dinamarca** | | | 4 | | | | 8 | 1,000 | 260 | 32 |
| **España** | | | 20 | | | | 4,162 | 3,564 | 246,400 | 4,297,607 |
| **Estados Unidos** | | | 2,069,788 | 1,834,414 | 313,619 | 2,044,099 | 267,642 | 241,594 | 6,312,054 | 1,041,754 |
| **Estonia** | | | | | | | | | | 908,960 |
| **European Econ. Comm.** | | | 62,400 | | 15,600 | 16,000 | | | | |
| **Francia** | | | 349,541 | 23,475 | 1,913,514 | 388,147 | 40,678 | 6,734 | 302,175 | 5,513,102 |
| **Irlanda** | | | 1,655,400 | 1,090,440 | 1,716,400 | 1,232,400 | 500,682 | 1,928,000 | 912,000 | 1,523,980 |
| **Islandia** | | | | | | | 65,620 | 50,080 | | |
| **Noruega** | | | | | | | 314 | | | |
| **Nueva Zelanda** | | | 7,753,956 | 10,024,289 | 15,850,932 | 18,687,882 | 19,457,660 | 21,600,885 | 18,065,254 | 13,530,490 |
| **Países Bajos** | | | 120 | 128,010 | 512,000 | 48,000 | 341,000 | 834,000 | 532,000 | 1,769,880 |
| **Polonia** | | | | | | | 243,600 | 28,800 | | 604,980 |
| **Reino Unido** | | | 1,255,000 | 148,000 | 692,000 | 534,600 | 64,000 | | 840,000 | 2,388,000 |
| **Suecia** | | | | | | | | | | 2,552,320 |
| **Uruguay** | | | 609,662 | 921,637 | 1,338,442 | 199,814 | 1,372,830 | 412,580 | 89,081 | 1,901,910 |

*Millones de Dólares Americanos*

| País | 1995 | 1996 | 1997 | 1998 | 1999 | 2000 | 2001 | 2002 | 2003 | 2004 |
|---|---|---|---|---|---|---|---|---|---|---|
| ***Total*** | | | ***48.071*** | ***51.493*** | ***64.352*** | ***58.040*** | ***62.023*** | ***58.218*** | ***64.302*** | ***118.647*** |
| **Alemania** | | | | | 0.242 | 0.049 | | 0.247 | 0.310 | 1.369 |
| **Argentina** | | | 0.473 | 1.765 | 2.181 | 2.661 | 2.150 | 2.545 | 0.167 | 3.322 |
| **Australia** | | | 10.593 | 11.427 | 12.252 | 7.963 | 8.760 | 7.169 | 5.980 | 9.742 |
| **Bélgica** | | | 8.845 | 8.969 | 8.438 | 8.741 | 11.930 | 12.239 | 14.191 | 25.388 |
| **Camerún** | | | 0.110 | | | | | | | |
| **Canadá** | | | 0.335 | 0.116 | 0.000 | | | | | |
| **Chile** | | | | | | 0.340 | | | | 1.120 |
| **Corea del Sur** | | | | | | | | | | |
| **Costa Rica** | | | | | | | | 0.000 | | |
| **Dinamarca** | | | 0.000 | 0.000 | | | 0.000 | 0.003 | 0.000 | 0.000 |
| **España** | | | 0.000 | | | | 0.014 | 0.013 | 0.457 | 9.715 |
| **Estados Unidos** | | | 4.397 | 4.338 | 0.814 | 3.924 | 0.954 | 0.827 | 10.607 | 2.573 |
| **Estonia** | | | | | | | | | | 2.091 |
| **European Econ. Comm.** | | | 0.134 | | 0.032 | 0.027 | | | | |
| **Francia** | | | 0.686 | 0.067 | 3.904 | 0.682 | 0.117 | 0.021 | 0.642 | 12.243 |
| **Irlanda** | | | 3.041 | 2.261 | 3.385 | 2.129 | 0.805 | 2.990 | 1.647 | 3.273 |
| **Islandia** | | | | | | | 0.124 | 0.088 | | |
| **Noruega** | | | | | | | 0.001 | | | |
| **Nueva Zelanda** | | | 16.040 | 19.830 | 28.173 | 30.009 | 34.033 | 30.213 | 28.034 | 27.797 |
| **Países Bajos** | | | 0.000 | 0.315 | 1.217 | 0.081 | 0.598 | 1.246 | 0.812 | 3.843 |
| **Polonia** | | | | | | | 0.379 | 0.042 | | 1.374 |
| **Reino Unido** | | | 2.458 | 0.340 | 1.277 | 0.993 | 0.122 | | 1.317 | 5.378 |
| **Suecia** | | | | | | | | | | 5.756 |
| **Uruguay** | | | 0.957 | 2.064 | 2.438 | 0.438 | 2.037 | 0.575 | 0.138 | 3.661 |

FUENTE: CNG, ELABORADO CON ESTADÍSTICAS DE COMERCIO EXTERIOR DE BANCOMEXT

**0406 Quesos y requesón (Comprende todos los tipos de quesos importados)**

*Cantidad (Kilogramos)*

| País | 1995 | 1996 | 1997 | 1998 | 1999 | 2000 | 2001 | 2002 | 2003 | 2004 |
|---|---|---|---|---|---|---|---|---|---|---|
| ***Total*** | ***16,271,943*** | ***20,481,464*** | ***25,789,420*** | ***29,047,842*** | ***44,432,672*** | ***54,090,814*** | ***66,180,833*** | ***71,529,422*** | ***77,567,698*** | ***74,245,848*** |
| **Alemania** | 613,368 | 192,028 | 124,646 | 586,883 | 859,054 | 3,163,305 | 8,104,594 | 6,666,672 | 5,920,255 | 5,015,002 |
| **Argentina** | 78,205 | 39,673 | 22,307 | 296,554 | 3,813,088 | 3,562,801 | 3,445,798 | 5,565,514 | 10,765,546 | 4,863,123 |
| **Aruba** | | | | | | | | | | 5 |
| **Australia** | 3,352,531 | 1,401,790 | 1,038,932 | 2,393,197 | 3,070,075 | 3,323,643 | 3,688,946 | 2,922,147 | 3,264,833 | 2,286,461 |
| **Astria** | | | 1,043 | 18,050 | 8,684 | | | | 19,043 | 119,636 |
| **Bélgica** | 10,880 | 88,978 | 137,582 | 275,041 | 128,250 | 1,348,783 | 441,141 | 321,906 | 19,747 | 23,901 |
| **Brasil** | | | | | | | | | 134,795 | 11,250 |
| **Canadá** | 282,030 | 2,279,815 | 3,753,428 | 6,174,839 | 7,502,733 | 2,876,221 | 3,003,370 | 4,519,722 | 1,000,959 | 1,685,736 |
| **Chile** | 91 | 15 | | 99,786 | 712,348 | 1,291,868 | 2,981,437 | 2,223,541 | 4,985,788 | 10,297,330 |
| **China** | | | | 1,250 | | | 1,670 | 136 | 635 | |
| **Colombia** | | | | | | | | | 15,033 | |
| **Corea del Sur** | | 1,836 | | | | | | | 22 | |
| **Costa Rica** | | | | | | | | 458 | | |
| **Dinamarca** | 386,189 | 174,457 | 308,471 | 147,597 | 180,549 | 322,293 | 217,213 | 317,177 | 213,928 | 167,128 |
| **Eciador** | | 254 | | | | | | 272 | | |
| **España** | 93,011 | 34,928 | 148,762 | 145,329 | 79,271 | 77,509 | 109,842 | 159,332 | 109,667 | 102,925 |
| **Estados Unidos** | 5,100,458 | 5,787,509 | 6,246,475 | 6,990,995 | 7,329,402 | 17,385,108 | 20,556,470 | 21,005,663 | 24,346,467 | 26,317,676 |
| **European Econ. Comm.** | | 67,607 | | | 113,748 | 613,962 | 187,896 | | | |
| **Finlandia** | 179 | | | | | | | | | |
| **Francia** | 140,877 | 142,514 | 220,112 | 202,627 | 289,780 | 286,331 | 181,074 | 237,904 | 223,370 | 216,276 |
| **Guatemala** | | | | | 6,650 | | | | | |
| **India** | | | | | | | 4,069 | 4,231 | 8,082 | |
| **Indonesia** | | | | 4,609 | 14,527 | | | | | 65 |
| **Irán, Rep. Islám.** | | 2 | | | | | | | | |
| **Irlanda** | 76,210 | | | | | | | | | |
| **Italia** | 8,953 | 9,428 | 15,937 | 22,881 | 28,565 | 29,866 | 69,435 | 61,363 | 71,954 | 75,115 |
| **Japón** | | 1 | | | | | | | | |
| **Malasia** | | | | | | 91 | | | | |
| **Noruega** | 41,280 | 12,960 | 171,607 | 333,745 | 1,627,584 | | 1,257 | | | |
| **Nueva Zelanda** | 3,070,726 | 7,422,981 | 9,865,289 | 6,824,632 | 10,031,114 | 9,886,204 | 10,408,322 | 13,824,528 | 13,954,239 | 10,001,406 |
| **Países Bajos** | 2,345,466 | 1,657,855 | 2,354,511 | 2,653,893 | 5,707,597 | 5,418,336 | 5,880,764 | 6,800,314 | 4,986,049 | 3,471,227 |
| **Polonia** | | | | 3 | | 24 | | | | 166,005 |
| **Reino Unido** | 106,385 | 29 | 19,664 | 39,112 | | 369,410 | | | | |
| **República Checa** | | | 800 | | | | | | | |
| **Rusia** | | | | | | | 115 | 22 | | |
| **Suecia** | | | 18 | | | | | | | |
| **Suiza** | 37,098 | 65,523 | 107,777 | 57,258 | 109,881 | 171,190 | 177,982 | 128,147 | 57,980 | 8,272 |
| **Tailandia** | | | 2,156 | 1,361 | | | | 1,442 | 1,796 | 1,796 |
| **Taiwan** | | | | | | | 3,151 | | | |
| **Turquía** | | | | | | | | | | 14 |
| **Uruguay** | 528,006 | 1,101,281 | 1,249,903 | 1,778,200 | 2,819,772 | 3,963,869 | 6,716,287 | 6,768,931 | 7,467,510 | 9,415,499 |

*Millones de Dólares Americanos*

| País | 1995 | 1996 | 1997 | 1998 | 1999 | 2000 | 2001 | 2002 | 2003 | 2004 |
|---|---|---|---|---|---|---|---|---|---|---|
| ***Total*** | ***44.776*** | ***60.318*** | ***75.608*** | ***82.498*** | ***98.277*** | ***128.504*** | ***181.516*** | ***178.934*** | ***189.431*** | ***222.609*** |
| **Alemania** | 1.379 | 0.804 | 0.617 | 1.695 | 1.254 | 6.138 | 17.879 | 13.722 | 12.159 | 12.340 |
| **Argentina** | 0.363 | 0.200 | 0.103 | 0.706 | 6.632 | 5.929 | 7.461 | 10.015 | 19.534 | 10.999 |
| **Aruba** | | | | | | | | | | 0.000 |
| **Australia** | 7.364 | 3.527 | 2.349 | 5.681 | 6.112 | 6.069 | 8.608 | 6.143 | 6.282 | 5.632 |
| **Astria** | | | 0.022 | 0.071 | 0.033 | | | | 0.057 | 0.493 |
| **Bélgica** | 0.025 | 0.330 | 0.466 | 0.980 | 0.414 | 3.085 | 1.175 | 0.830 | 0.068 | 0.083 |
| **Brasil** | | | | | | | | | 0.206 | 0.031 |
| **Canadá** | 0.719 | 6.402 | 9.968 | 13.848 | 11.619 | 7.101 | 9.944 | 13.113 | 3.074 | 5.193 |
| **Chile** | 0.001 | 0.000 | | 0.268 | 1.611 | 3.473 | 8.476 | 5.430 | 12.127 | 29.209 |
| **China** | | | | 0.005 | | | 0.020 | 0.001 | 0.002 | |
| **Colombia** | | | | | | | | | 0.027 | |
| **Corea del Sur** | | 0.006 | | | | | | | 0.000 | |
| **Costa Rica** | | | | | | | | 0.002 | | |
| **Dinamarca** | 1.221 | 0.776 | 1.096 | 0.627 | 0.785 | 1.279 | 0.945 | 1.358 | 0.953 | 0.961 |
| **Eciador** | | 0.001 | | | | | | 0.001 | | |
| **España** | 0.427 | 0.353 | 0.728 | 0.711 | 0.465 | 0.459 | 0.797 | 1.107 | 0.950 | 0.969 |
| **Estados Unidos** | 16.294 | 19.479 | 20.590 | 24.123 | 24.664 | 45.289 | 65.087 | 66.331 | 75.470 | 93.875 |
| **European Econ. Comm.** | | 0.202 | | | 0.285 | 1.719 | 0.513 | | | |
| **Finlandia** | 0.000 | | | | | | | | | |
| **Francia** | 0.711 | 0.817 | 1.263 | 1.154 | 1.545 | 1.712 | 0.931 | 1.127 | 1.220 | 1.340 |
| **Guatemala** | | | | | 0.023 | | | | | |
| **India** | | | | | | | 0.015 | 0.014 | 0.026 | |
| **Indonesia** | | | | 0.015 | 0.047 | | | | | 0.001 |
| **Irán, Rep. Islám.** | | 0.000 | | | | | | | | |
| **Irlanda** | 0.203 | | | | | | | | | |
| **Italia** | 0.119 | 0.141 | 0.208 | 0.193 | 0.260 | 0.256 | 0.487 | 0.444 | 0.580 | 0.675 |
| **Japón** | | 0.000 | | | | | | | | |
| **Malasia** | | | | | | 0.001 | | | | |
| **Noruega** | 0.110 | 0.034 | 0.367 | 0.694 | 2.131 | | 0.012 | | | |
| **Nueva Zelanda** | 6.696 | 17.314 | 23.998 | 15.839 | 17.798 | 18.658 | 23.325 | 25.783 | 24.975 | 23.127 |
| **Países Bajos** | 6.903 | 5.875 | 8.866 | 9.805 | 14.515 | 14.925 | 17.662 | 18.231 | 14.918 | 11.646 |
| **Polonia** | | | | 0.000 | | 0.000 | | | | 0.369 |
| **Reino Unido** | 0.181 | 0.001 | 0.058 | 0.117 | | 0.886 | | | | |
| **República Checa** | | | 0.003 | | | | | | | |
| **Rusia** | | | | | | | 0.001 | 0.000 | | |
| **Suecia** | | | 0.000 | | | | | | | |
| **Suiza** | 0.170 | 0.337 | 0.544 | 0.324 | 0.592 | 0.826 | 0.862 | 0.447 | 0.363 | 0.069 |
| **Tailandia** | | | 0.008 | 0.004 | | | | 0.005 | 0.006 | 0.006 |
| **Taiwan** | | | | | | | 0.011 | | | |
| **Turquía** | | | | | | | | | | 0.000 |
| **Uruguay** | 1.892 | 3.719 | 4.354 | 5.640 | 7.490 | 10.700 | 17.306 | 14.830 | 16.432 | 25.590 |

FUENTE: CNG, ELABORADO CON ESTADÍSTICAS DE COMERCIO EXTERIOR DE BANCOMEXT

**19019005 Preparaciones a base de productos lácteos**

*Cantidad (Kilogramos)*

| País | 1995 | 1996 | 1997 | 1998 | 1999 | 2000 | 2001 | 2002 | 2003 | 2004 |
|---|---|---|---|---|---|---|---|---|---|---|
| ***Total*** | | | | | | | ***10,248,324*** | ***57,867,880*** | ***73,800,995*** | ***101,595,559*** |
| **Alemania** | | | | | | | 650,000 | 7,676,150 | 9,272,275 | 3,640,225 |
| **Argentina** | | | | | | | | 500 | 381,820 | 4,954,893 |
| **Australia** | | | | | | | | 499,825 | 1,536,075 | 1,942,275 |
| **Bélgica** | | | | | | | 1,050,000 | 3,887,000 | 1,568,000 | 1,260,000 |
| **Canadá** | | | | | | | | 2,967,968 | 3,384,550 | 3,285,745 |
| **Chile** | | | | | | | 350,000 | 2,186,000 | 2,897,078 | 1,618,500 |
| **Dinamarca** | | | | | | | 42,000 | 646,680 | 82,960 | 19,800 |
| **España** | | | | | | | 150,000 | 811,945 | 263,055 | 50,000 |
| **Estados Unidos** | | | | | | | 3,127,019 | 14,009,557 | 29,590,089 | 73,753,396 |
| **Estonia** | | | | | | | 75,000 | | | 300,000 |
| **European Econ. Comm.** | | | | | | | | 150,000 | | |
| **Francia** | | | | | | | 99,980 | 625,875 | 48,000 | |
| **Irlanda** | | | | | | | 945,950 | 8,794,025 | 6,357,250 | 1,470,425 |
| **Lituania** | | | | | | | 100,000 | | | |
| **Nueva Zelanda** | | | | | | | | 155,800 | 416,650 | 5,425 |
| **Países Bajos** | | | | | | | 1,499,900 | 5,301,350 | 5,429,600 | 1,760,000 |
| **Polonia** | | | | | | | 1,525,400 | 4,871,200 | 4,733,318 | 369,025 |
| **Reino Unido** | | | | | | | 311,775 | 994,205 | 2,272,400 | |
| **Suecia** | | | | | | | 96,000 | 96,000 | | |
| **Uruguay** | | | | | | | 225,300 | 4,193,800 | 5,567,875 | 7,165,850 |

*Millones de Dólares Americanos*

| País | 1995 | 1996 | 1997 | 1998 | 1999 | 2000 | 2001 | 2002 | 2003 | 2004 |
|---|---|---|---|---|---|---|---|---|---|---|
| ***Total*** | | | | | | | ***23.995*** | ***107.535*** | ***139.819*** | ***205.754*** |
| **Alemania** | | | | | | | 1.603 | 14.308 | 19.392 | 8.044 |
| **Argentina** | | | | | | | | 0.001 | 1.958 | 12.301 |
| **Australia** | | | | | | | | 0.814 | 3.375 | 4.615 |
| **Bélgica** | | | | | | | 2.291 | 7.282 | 3.230 | 2.791 |
| **Canadá** | | | | | | | | 5.254 | 7.274 | 7.737 |
| **Chile** | | | | | | | 0.683 | 3.874 | 5.262 | 3.389 |
| **Dinamarca** | | | | | | | 0.212 | 3.138 | 0.332 | 0.054 |
| **España** | | | | | | | 0.296 | 1.367 | 0.502 | 0.113 |
| **Estados Unidos** | | | | | | | 8.001 | 29.266 | 51.548 | 143.834 |
| **Estonia** | | | | | | | 0.185 | | | 0.810 |
| **European Econ. Comm.** | | | | | | | | 0.239 | | |
| **Francia** | | | | | | | 0.165 | 0.953 | 0.087 | |
| **Irlanda** | | | | | | | 1.851 | 12.989 | 11.356 | 3.125 |
| **Lituania** | | | | | | | 0.238 | | | |
| **Nueva Zelanda** | | | | | | | | 0.311 | 0.923 | 0.012 |
| **Países Bajos** | | | | | | | 3.458 | 9.572 | 11.532 | 3.920 |
| **Polonia** | | | | | | | 3.572 | 8.257 | 9.179 | 0.830 |
| **Reino Unido** | | | | | | | 0.648 | 1.628 | 3.986 | |
| **Suecia** | | | | | | | 0.207 | 0.137 | | |
| **Uruguay** | | | | | | | 0.586 | 8.147 | 9.882 | 14.179 |

FUENTE: CNG, ELABORADO CON ESTADÍSTICAS DE COMERCIO EXTERIOR DE BANCOMEXT

**MEXICO, VOLUMEN DE LAS IMPORTACIONES DEFINITIVAS DEL SISTEMA PRODUCTIVO APÍCOLA**
Kilogramos

| FRACCION | DENOMINACION | 1993 | 1994 | 1995 | 1996 | 1997 | 1998 | 1999 | 2000 | 2001 | 2002 | 2003 | 2004 |
|---|---|---|---|---|---|---|---|---|---|---|---|---|---|
| | **ABEJAS Y SUS PRODUCTOS** | | | | | | | | | | | | |
| 01060002 | Abejas | 28 | 46 | 1,080 | 2,884 | 3,338 | 4,947 | 7,250 | 8,158 | 21,933 | 8,041 | 0 | 0 |
| 01069001 | Abejas | 0 | 0 | 0 | 0 | 0 | 0 | 0 | 0 | 0 | 13,000 | 11,707 | 16,582 |
| 04090001 | Miel natural. | 15,094 | 29,264 | 7,147 | 4,287 | 6,783 | 31,527 | 36,051 | 18,668 | 144,786 | 215,207 | 1,543 | 8,561 |
| 15219001 | Cera de abejas, refinada o blanqueada, sin colorear. | 8,804 | 2,511 | 2,871 | 32,557 | 74,707 | 67,182 | 66,369 | 101,842 | 35,173 | 53,765 | 54,688 | 80,955 |

**MEXICO, VALOR DE LAS IMPORTACIONES DEFINITIVAS DEL SISTEMA PRODUCTIVO APÍCOLA**
Miles de dólares

| FRACCION | DENOMINACION | 1993 | 1994 | 1995 | 1996 | 1997 | 1998 | 1999 | 2000 | 2001 | 2002 | 2003 | 2004 |
|---|---|---|---|---|---|---|---|---|---|---|---|---|---|
| | **ABEJAS Y SUS PRODUCTOS** | | | | | | | | | | | | |
| 01060002 | Abejas. | 7 | 12 | 34 | 127 | 130 | 171 | 267 | 210 | 422 | 150 | 0 | 0 |
| 01069001 | Abejas. | 0 | 0 | 0 | 0 | 0 | 0 | 0 | 0 | 0 | 390 | 774 | 959 |
| 04090001 | Miel natural. | 160 | 164 | 88 | 86 | 75 | 100 | 102 | 103 | 298 | 478 | 12 | 31 |
| 15219001 | Cera de abejas, refinada o blanqueada, sin colorear. | 48 | 14 | 29 | 263 | 415 | 477 | 345 | 484 | 194 | 263 | 249 | 370 |
| | ***SUMA*** | ***215*** | ***190*** | ***152*** | ***476*** | ***619*** | ***748*** | ***713*** | ***797*** | ***914*** | ***1,282*** | ***1,036*** | ***1,360*** |

**FUENTE: CNG, ELABORADO CON ESTADÍSTICAS DE COMERCIO EXTERIOR DE BANCOMEXT**

**MEXICO, VOLUMEN DE LAS IMPORTACIONES DEFINITIVAS DEL SISTEMA PRODUCTIVO APÍCOLA**

Kilogramos

| | | 2003 | | | | | | | | | | | | |
|---|---|---|---|---|---|---|---|---|---|---|---|---|---|---|
| **FRACCION** | **DENOMINACION** | **Ene-03** | **Feb-03** | **Mar-03** | **Abr-03** | **May-03** | **Jun-03** | **Jul-03** | **Ago-03** | **Sep-03** | **Oct-03** | **Nov-03** | **Dic-03** | **Total** |
| | **ABEJAS Y SUS PRODUCTOS** | | | | | | | | | | | | | |
| 01060002 | Abejas | 0 | 0 | 0 | 0 | 0 | 0 | 0 | 0 | 0 | 0 | 0 | 0 | 0 |
| 01069001 | Abejas | 648 | 555 | 980 | 694 | 746 | 205 | 255 | 1,307 | 1,543 | 1,793 | 1,602 | 1,379 | 11,707 |
| 04090001 | Miel natural. | 0 | 112 | 0 | 0 | 0 | 0 | 0 | 0 | 0 | 1,019 | 12 | 400 | 1,543 |
| 15219001 | Cera de abejas, refinada o blanqueada, sin colorear. | 129 | 6,002 | 1,449 | 10,801 | 5,506 | 7,402 | 4,038 | 1,985 | 1,196 | 6,277 | 8,771 | 1,132 | 54,688 |

**MEXICO, VALOR DE LAS IMPORTACIONES DEFINITIVAS DEL SISTEMA PRODUCTIVO APÍCOLA**

Miles de dólares

| **FRACCION** | **DENOMINACION** | **1993** | **1994** | **1995** | **1996** | **1997** | **1998** | **1999** | **2000** | **2001** | **2002** | **2003** | **2004** | **2004** |
|---|---|---|---|---|---|---|---|---|---|---|---|---|---|---|
| | **ABEJAS Y SUS PRODUCTOS** | | | | | | | | | | | | | |
| 01060002 | Abejas. | 0 | 0 | 0 | 0 | 0 | 0 | 0 | 0 | 0 | 0 | 0 | 0 | 0 |
| 01069001 | Abejas. | 50 | 45 | 67 | 41 | 39 | 27 | 21 | 100 | 121 | 108 | 85 | 71 | 774 |
| 04090001 | Miel natural. | 0 | 1 | 0 | 0 | 0 | 0 | 0 | 0 | 0 | 9 | 0 | 1 | 12 |
| 15219001 | Cera de abejas, refinada o blanqueada, sin colorear. | 2 | 24 | 11 | 51 | 21 | 39 | 17 | 9 | 10 | 25 | 31 | 10 | 249 |
| | ***SUMA*** | ***52*** | ***70*** | ***78*** | ***91*** | ***60*** | ***65*** | ***38*** | ***110*** | ***132*** | ***143*** | ***116*** | ***82*** | ***1,036*** |

**FUENTE: CNG, ELABORADO CON ESTADÍSTICAS DE COMERCIO EXTERIOR DE BANCOMEXT**

**MEXICO, VOLUMEN DE LAS IMPORTACIONES DEFINITIVAS DEL SISTEMA PRODUCTIVO APÍCOLA**

Kilogramos

| | | 2004 | | | | | | | | | | | | |
|---|---|---|---|---|---|---|---|---|---|---|---|---|---|---|
| **FRACCION** | **DENOMINACION** | **Ene-04** | **Feb-04** | **Mar-04** | **Abr-04** | **May-04** | **Jun-04** | **Jul-04** | **Ago-04** | **Sep-04** | **Oct-04** | **Nov-04** | **Dic-04** | **Total** |
| | **ABEJAS Y SUS PRODUCTOS** | | | | | | | | | | | | | |
| 01060002 | Abejas | 0 | 0 | 0 | 0 | 0 | 0 | 0 | 0 | 0 | 0 | 0 | 0 | 0 |
| 01069001 | Abejas | 1,382 | 1,758 | 2,017 | 1,109 | 651 | 266 | 693 | 846 | 1,325 | 1,843 | 2,070 | 2,622 | 16,582 |
| 04090001 | Miel natural. | 0 | 0 | 500 | 71 | 5 | 0 | 0 | 5,880 | 605 | 900 | 600 | 0 | 8,561 |
| 15219001 | Cera de abejas, refinada o blanqueada, sin colorear. | 3,585 | 5,819 | 1,280 | 928 | 8,258 | 1,344 | 10,490 | 9,548 | 7,862 | 15,244 | 11,464 | 5,133 | 80,955 |

**MEXICO, VALOR DE LAS IMPORTACIONES DEFINITIVAS DEL SISTEMA PRODUCTIVO APÍCOLA**

Miles de dólares

| **FRACCION** | **DENOMINACION** | **1993** | **1994** | **1995** | **1996** | **1997** | **1998** | **1999** | **2000** | **2001** | **2002** | **2003** | **2004** | **2004** |
|---|---|---|---|---|---|---|---|---|---|---|---|---|---|---|
| | **ABEJAS Y SUS PRODUCTOS** | | | | | | | | | | | | | |
| 01060002 | Abejas. | 0 | 0 | 0 | 0 | 0 | 0 | 0 | 0 | 0 | 0 | 0 | 0 | 0 |
| 01069001 | Abejas. | 94 | 108 | 92 | 53 | 22 | 19 | 46 | 61 | 79 | 131 | 110 | 143 | 959 |
| 04090001 | Miel natural. | 0 | 0 | 3 | 1 | 0 | 0 | 0 | 13 | 4 | 7 | 4 | 0 | 31 |
| 15219001 | Cera de abejas, refinada o blanqueada, sin colorear. | 21 | 29 | 11 | 7 | 40 | 9 | 39 | 46 | 38 | 56 | 56 | 18 | 370 |
| | ***SUMA*** | ***115*** | ***137*** | ***106*** | ***61*** | ***62*** | ***29*** | ***85*** | ***120*** | ***121*** | ***193*** | ***170*** | ***161*** | ***1,360*** |

**FUENTE: CNG, ELABORADO CON ESTADÍSTICAS DE COMERCIO EXTERIOR DE BANCOMEXT**

**MEXICO, VOLUMEN DE LAS IMPORTACIONES DEFINITIVAS DEL SISTEMA PRODUCTIVO EQUINO**
Cabezas o Toneladas

| FRACCION | DENOMINACION | 1993 | 1994 | 1995 | 1996 | 1997 | 1998 | 1999 | 2000 | 2001 | 2002 | 2003 | 2004 |
|---|---|---|---|---|---|---|---|---|---|---|---|---|---|
| **ANIMALES VIVOS** | | | | | | | | | | | | | |
| 01011001 | Caballos reproductores de raza pura. | 0 | 0 | 0 | 0 | 0 | 0 | 0 | 0 | 0 | 675 | 334 | 366 |
| 01011099 | Los demás. | 0 | 0 | 0 | 0 | 0 | 0 | 0 | 0 | 0 | 28 | 63 | 10 |
| 01011101 | Reproductores de raza pura | 720 | 635 | 373 | 440 | 613 | 417 | 426 | 618 | 525 | 50 | 0 | 0 |
| 01011901 | Para saltos o carreras. | 461 | 853 | 507 | 480 | 574 | 500 | 826 | 1,512 | 1,891 | 508 | 0 | 0 |
| 01011902 | Sin pedigree para reproducción | 989 | 729 | 232 | 410 | 1,325 | 18,310 | 226 | 432 | 902 | 228 | 0 | 0 |
| 01011903 | Para abasto, cuando la importación la realicen empacadoras tipo Inspección Federal | 0 | 0 | 0 | 0 | 0 | 157 | 0 | 14 | 41 | 0 | 0 | 0 |
| 01011999 | Los demás | 204 | 368 | 368 | 3,600 | 1,336 | 394 | 554 | 654 | 1,065 | 349 | 0 | 0 |
| 01012001 | Asnos, mulos y burdéganos | 97 | 50 | 8 | 53 | 29 | 15 | 6 | 18 | 10 | 18 | 0 | 0 |
| 01019001 | Caballos para saltos o carreras. | 0 | 0 | 0 | 0 | 0 | 0 | 0 | 0 | 0 | 3,193 | 4,065 | 4,902 |
| 01019002 | Caballos sin pedigree, para reproducción. | 0 | 0 | 0 | 0 | 0 | 0 | 0 | 0 | 0 | 389 | 502 | 316 |
| 01019003 | Caballos para abasto, cuando la importación la realicen empacadoras tipo Inspección Federal. | 0 | 0 | 0 | 0 | 0 | 0 | 0 | 0 | 0 | 0 | 91 | 1,012 |
| 01019099 | Los demás. | 0 | 0 | 0 | 0 | 0 | 0 | 0 | 0 | 0 | 13,266 | 1,296 | 4,779 |
| | ***SUMA*** | ***2,471*** | ***2,635*** | ***1,488*** | ***4,983*** | ***3,877*** | ***19,793*** | ***2,038*** | ***3,248*** | ***4,434*** | ***18,704*** | ***6,351*** | ***11,385*** |
| **CARNE FRESCA, REFRIGERADA Y CONGELADA** | | | | | | | | | | | | | |
| 02050001 | Carne de animales de las especies caballar, asnal o mular, fresca, refrigerada o congelada. | 4,542 | 3,189 | 694 | 1,434 | 2,410 | 2,181 | 2,268 | 3,491 | 3,009 | 3,464 | 4,642 | 5,509 |
| **DESPOJOS COMESTIBLES FRESCOS, REFRIGERADOS Y CONGELADOS** | | | | | | | | | | | | | |
| 02069001 | Los demás, congelados | 4,315 | 5,190 | 2,854 | 0 | 0 | 0 | 0 | 0 | 0 | 0 | 0 | 0 |
| 02069099 | Los demás, congelados. | 0 | 0 | 0 | 3,012 | 3,436 | 3,605 | 3,684 | 3,934 | 3,939 | 3,841 | 3,072 | 3,235 |
| | ***SUMA*** | ***4,315*** | ***5,190*** | ***2,854*** | ***3,012*** | ***3,436*** | ***3,605*** | ***3,684*** | ***3,934*** | ***3,939*** | ***3,841*** | ***3,072*** | ***3,235*** |

**MEXICO, VALOR DE LAS IMPORTACIONES DEFINITIVAS DEL SISTEMA PRODUCTIVO EQUINO**
Miles de dólares

| FRACCION | DENOMINACION | 1993 | 1994 | 1995 | 1996 | 1997 | 1998 | 1999 | 2000 | 2001 | 2002 | 2003 | 2004 |
|---|---|---|---|---|---|---|---|---|---|---|---|---|---|
| **ANIMALES VIVOS** | | | | | | | | | | | | | |
| 01011001 | Caballos reproductores de raza pura. | 0 | 0 | 0 | 0 | 0 | 0 | 0 | 0 | 0 | 258 | 567 | 661 |
| 01011099 | Los demás. | 0 | 0 | 0 | 0 | 0 | 0 | 0 | 0 | 0 | 61 | 68 | 6 |
| 01011101 | Reproductores de raza pura | 946 | 688 | 760 | 754 | 1,083 | 661 | 1,145 | 1,079 | 816 | 52 | 0 | 0 |
| 01011901 | Para saltos o carreras. | 518 | 1,029 | 859 | 751 | 810 | 865 | 1,163 | 3,017 | 3,132 | 798 | 0 | 0 |
| 01011902 | Sin pedigree para reproducción | 1,065 | 800 | 278 | 392 | 564 | 249 | 274 | 1,190 | 1,645 | 399 | 0 | 0 |
| 01011903 | Para abasto, cuando la importación la realicen empacadoras tipo Inspección Federal | 0 | 0 | 0 | 0 | 0 | 3 | 0 | 2 | 5 | 0 | 0 | 0 |
| 01011999 | Los demás | 257 | 623 | 293 | 314 | 526 | 327 | 474 | 640 | 1,119 | 197 | 0 | 0 |
| 01012001 | Asnos, mulos y burdéganos | 20 | 89 | 3 | 19 | 3 | 2 | 5 | 14 | 3 | 6 | 0 | 0 |
| 01019001 | Caballos para saltos o carreras. | 0 | 0 | 0 | 0 | 0 | 0 | 0 | 0 | 0 | 3,703 | 5,407 | 6,440 |
| 01019002 | Caballos sin pedigree, para reproducción. | 0 | 0 | 0 | 0 | 0 | 0 | 0 | 0 | 0 | 674 | 1,150 | 587 |
| 01019003 | Caballos para abasto, cuando la importación la realicen empacadoras tipo Inspección Federal. | 0 | 0 | 0 | 0 | 0 | 0 | 0 | 0 | 0 | 0 | 22 | 278 |
| 01019099 | Los demás. | 0 | 0 | 0 | 0 | 0 | 0 | 0 | 0 | 0 | 426 | 682 | 1,370 |
| | ***SUMA*** | ***2,805*** | ***3,228*** | ***2,193*** | ***2,230*** | ***2,986*** | ***2,107*** | ***3,061*** | ***5,942*** | ***6,720*** | ***6,574*** | ***7,897*** | ***9,342*** |
| **CARNE FRESCA, REFRIGERADA Y CONGELADA** | | | | | | | | | | | | | |
| 02050001 | Carne de animales de las especies caballar, asnal o mular, fresca, refrigerada o congelada. | 5,826 | 3,305 | 808 | 1,534 | 2,294 | 2,156 | 2,263 | 3,338 | 3,588 | 4,114 | 5,071 | 8,182 |
| **DESPOJOS COMESTIBLES FRESCOS, REFRIGERADOS Y CONGELADOS** | | | | | | | | | | | | | |
| 02069001 | Los demás, congelados | 2,544 | 3,240 | 1,602 | 0 | 0 | 0 | 0 | 0 | 0 | 0 | 0 | 0 |
| 02069099 | Los demás, congelados. | 0 | 0 | 0 | 1,679 | 2,039 | 2,389 | 2,193 | 2,693 | 3,085 | 3,099 | 2,618 | 2,901 |
| | ***SUMA*** | ***2,544*** | ***3,240*** | ***1,602*** | ***1,679*** | ***2,039*** | ***2,389*** | ***2,193*** | ***2,693*** | ***3,085*** | ***3,099*** | ***2,618*** | ***2,901*** |
| **TOTAL** | | **11,175** | **9,773** | **4,604** | **5,442** | **7,318** | **6,651** | **7,518** | **11,973** | **13,393** | **13,787** | **15,587** | **20,424** |

**FUENTE: CNG, ELABORADO CON ESTADÍSTICAS DE COMERCIO EXTERIOR DE BANCOMEXT**

**MEXICO, VOLUMEN DE LAS IMPORTACIONES DEFINITIVAS DEL SISTEMA PRODUCTIVO EQUINO**
Cabezas o Toneladas

**2003**

| FRACCION | DENOMINACION | Ene-03 | Feb-03 | Mar-03 | Abr-03 | May-03 | Jun-03 | Jul-03 | Ago-03 | Sep-03 | Oct-03 | Nov-03 | Dic-03 | Total |
|---|---|---|---|---|---|---|---|---|---|---|---|---|---|---|
| **ANIMALES VIVOS** | | | | | | | | | | | | | | |
| 01011001 | Caballos reproductores de raza pura. | 43 | 9 | 18 | 22 | 22 | 14 | 38 | 9 | 22 | 59 | 47 | 31 | 334 |
| 01011099 | Los demás. | 9 | 4 | 3 | 0 | 9 | 15 | 0 | 0 | 1 | 0 | 16 | 6 | 63 |
| 01011101 | Reproductores de raza pura | 0 | 0 | 0 | 0 | 0 | 0 | 0 | 0 | 0 | 0 | 0 | 0 | 0 |
| 01011901 | Para saltos o carreras. | 0 | 0 | 0 | 0 | 0 | 0 | 0 | 0 | 0 | 0 | 0 | 0 | 0 |
| 01011902 | Sin pedigree para reproducción | 0 | 0 | 0 | 0 | 0 | 0 | 0 | 0 | 0 | 0 | 0 | 0 | 0 |
| 01011903 | Para abasto, cuando la importación la realicen empacadoras tipo Inspección Federal | 0 | 0 | 0 | 0 | 0 | 0 | 0 | 0 | 0 | 0 | 0 | 0 | 0 |
| 01011999 | Los demás | 0 | 0 | 0 | 0 | 0 | 0 | 0 | 0 | 0 | 0 | 0 | 0 | 0 |
| 01012001 | Asnos, mulos y burdéganos | 0 | 0 | 0 | 0 | 0 | 0 | 0 | 0 | 0 | 0 | 0 | 0 | 0 |
| 01019001 | Caballos para saltos o carreras. | 371 | 172 | 176 | 194 | 242 | 292 | 380 | 217 | 559 | 411 | 395 | 656 | 4,065 |
| 01019002 | Caballos sin pedigree, para reproducción. | 48 | 17 | 65 | 54 | 59 | 28 | 64 | 12 | 39 | 39 | 32 | 45 | 502 |
| 01019003 | Caballos para abasto, cuando la importación la realicen empacadoras tipo Inspección Federal. | 0 | 0 | 0 | 0 | 0 | 0 | 44 | 0 | 0 | 47 | 0 | 0 | 91 |
| 01019099 | Los demás. | 98 | 62 | 48 | 54 | 67 | 95 | 136 | 65 | 161 | 173 | 142 | 195 | 1,296 |
| | ***SUMA*** | ***569*** | ***264*** | ***310*** | ***324*** | ***399*** | ***444*** | ***662*** | ***303*** | ***782*** | ***729*** | ***632*** | ***933*** | ***6,351*** |
| **CARNE FRESCA, REFRIGERADA Y CONGELADA** | | | | | | | | | | | | | | |
| 02050001 | Carne de animales de las especies caballar, asnal o mular, fresca, refrigerada o congelada. | 336 | 443 | 371 | 224 | 431 | 466 | 280 | 312 | 510 | 437 | 379 | 453 | 4,642 |
| **DESPOJOS COMESTIBLES FRESCOS, REFRIGERADOS Y CONGELADOS** | | | | | | | | | | | | | | |
| 02069001 | Los demás, congelados | 0 | 0 | 0 | 0 | 0 | 0 | 0 | 0 | 0 | 0 | 0 | 0 | 0 |
| 02069099 | Los demás, congelados. | 296 | 240 | 243 | 281 | 340 | 267 | 239 | 273 | 153 | 297 | 182 | 261 | 3,072 |
| | ***SUMA*** | ***296*** | ***240*** | ***243*** | ***281*** | ***340*** | ***267*** | ***239*** | ***273*** | ***153*** | ***297*** | ***182*** | ***261*** | ***3,072*** |

**MEXICO, VALOR DE LAS IMPORTACIONES DEFINITIVAS DEL SISTEMA PRODUCTIVO EQUINO**
Miles de dólares

**2003**

| FRACCION | DENOMINACION | Ene-03 | Feb-03 | Mar-03 | Abr-03 | May-03 | Jun-03 | Jul-03 | Ago-03 | Sep-03 | Oct-03 | Nov-03 | Dic-03 | Total |
|---|---|---|---|---|---|---|---|---|---|---|---|---|---|---|
| **ANIMALES VIVOS** | | | | | | | | | | | | | | |
| 01011001 | Caballos reproductores de raza pura. | 52 | 10 | 27 | 24 | 24 | 24 | 50 | 11 | 26 | 179 | 84 | 57 | 567 |
| 01011099 | Los demás. | 2 | 1 | 1 | 0 | 4 | 41 | 0 | 0 | 0 | 0 | 10 | 9 | 68 |
| 01011101 | Reproductores de raza pura | 0 | 0 | 0 | 0 | 0 | 0 | 0 | 0 | 0 | 0 | 0 | 0 | 0 |
| 01011901 | Para saltos o carreras. | 0 | 0 | 0 | 0 | 0 | 0 | 0 | 0 | 0 | 0 | 0 | 0 | 0 |
| 01011902 | Sin pedigree para reproducción | 0 | 0 | 0 | 0 | 0 | 0 | 0 | 0 | 0 | 0 | 0 | 0 | 0 |
| 01011903 | Para abasto, cuando la importación la realicen empacadoras tipo Inspección Federal | 0 | 0 | 0 | 0 | 0 | 0 | 0 | 0 | 0 | 0 | 0 | 0 | 0 |
| 01011999 | Los demás | 0 | 0 | 0 | 0 | 0 | 0 | 0 | 0 | 0 | 0 | 0 | 0 | 0 |
| 01012001 | Asnos, mulos y burdéganos | 0 | 0 | 0 | 0 | 0 | 0 | 0 | 0 | 0 | 0 | 0 | 0 | 0 |
| 01019001 | Caballos para saltos o carreras. | 651 | 199 | 287 | 249 | 414 | 318 | 388 | 183 | 965 | 584 | 455 | 713 | 5,407 |
| 01019002 | Caballos sin pedigree, para reproducción. | 119 | 35 | 60 | 202 | 107 | 59 | 118 | 32 | 221 | 35 | 76 | 86 | 1,150 |
| 01019003 | Caballos para abasto, cuando la importación la realicen empacadoras tipo Inspección Federal. | 0 | 0 | 0 | 0 | 0 | 0 | 9 | 0 | 0 | 13 | 0 | 0 | 22 |
| 01019099 | Los demás. | 42 | 27 | 31 | 39 | 32 | 96 | 47 | 22 | 175 | 49 | 67 | 57 | 682 |
| | ***SUMA*** | ***867*** | ***272*** | ***406*** | ***514*** | ***582*** | ***538*** | ***612*** | ***248*** | ***1,387*** | ***859*** | ***692*** | ***922*** | ***7,897*** |
| **CARNE FRESCA, REFRIGERADA Y CONGELADA** | | | | | | | | | | | | | | |
| 02050001 | Carne de animales de las especies caballar, asnal o mular, fresca, refrigerada o congelada. | 371 | 474 | 407 | 256 | 457 | 489 | 313 | 345 | 528 | 478 | 437 | 515 | 5,071 |
| **DESPOJOS COMESTIBLES FRESCOS, REFRIGERADOS Y CONGELADOS** | | | | | | | | | | | | | | |
| 02069001 | Los demás, congelados | 0 | 0 | 0 | 0 | 0 | 0 | 0 | 0 | 0 | 0 | 0 | 0 | 0 |
| 02069099 | Los demás, congelados. | 256 | 200 | 243 | 232 | 251 | 244 | 194 | 241 | 134 | 249 | 155 | 220 | 2,618 |
| | ***SUMA*** | ***256*** | ***200*** | ***243*** | ***232*** | ***251*** | ***244*** | ***194*** | ***241*** | ***134*** | ***249*** | ***155*** | ***220*** | ***2,618*** |
| **TOTAL** | | **1,494** | **946** | **1,057** | **1,001** | **1,289** | **1,271** | **1,119** | **835** | **2,049** | **1,586** | **1,284** | **1,657** | **15,587** |

**FUENTE: CNG, ELABORADO CON ESTADÍSTICAS DE COMERCIO EXTERIOR DE BANCOMEXT**

**MEXICO, VOLUMEN DE LAS IMPORTACIONES DEFINITIVAS DEL SISTEMA PRODUCTIVO EQUINO**
Cabezas o Toneladas

**2004**

| FRACCION | DENOMINACION | Ene-04 | Feb-04 | Mar-04 | Abr-04 | May-04 | Jun-04 | Jul-04 | Ago-04 | Sep-04 | Oct-04 | Nov-04 | Dic-04 | Total |
|---|---|---|---|---|---|---|---|---|---|---|---|---|---|---|
| **ANIMALES VIVOS** | | | | | | | | | | | | | | |
| 01011001 | Caballos reproductores de raza pura. | 24 | 58 | 30 | 18 | 19 | 57 | 23 | 42 | 66 | 6 | 22 | 1 | 366 |
| 01011099 | Los demás. | 0 | 2 | 0 | 1 | 0 | 7 | 0 | 0 | 0 | 0 | 0 | 0 | 10 |
| 01011101 | Reproductores de raza pura | 0 | 0 | 0 | 0 | 0 | 0 | 0 | 0 | 0 | 0 | 0 | 0 | 0 |
| 01011901 | Para saltos o carreras. | 0 | 0 | 0 | 0 | 0 | 0 | 0 | 0 | 0 | 0 | 0 | 0 | 0 |
| 01011902 | Sin pedigree para reproducción | 0 | 0 | 0 | 0 | 0 | 0 | 0 | 0 | 0 | 0 | 0 | 0 | 0 |
| 01011903 | Para abasto, cuando la importación la realicen empacadoras tipo Inspección Federal | 0 | 0 | 0 | 0 | 0 | 0 | 0 | 0 | 0 | 0 | 0 | 0 | 0 |
| 01011999 | Los demás | 0 | 0 | 0 | 0 | 0 | 0 | 0 | 0 | 0 | 0 | 0 | 0 | 0 |
| 01012001 | Asnos, mulos y burdéganos | 0 | 0 | 0 | 0 | 0 | 0 | 0 | 0 | 0 | 0 | 0 | 0 | 0 |
| 01019001 | Caballos para saltos o carreras. | 315 | 347 | 400 | 264 | 267 | 218 | 340 | 309 | 560 | 687 | 611 | 584 | 4,902 |
| 01019002 | Caballos sin pedigree, para reproducción. | 4 | 27 | 19 | 36 | 5 | 19 | 29 | 41 | 27 | 48 | 59 | 2 | 316 |
| 01019003 | Caballos para abasto, cuando la importación la realicen empacadoras tipo Inspección Federal. | 0 | 0 | 0 | 0 | 0 | 116 | 112 | 114 | 106 | 205 | 230 | 129 | 1,012 |
| 01019099 | Los demás. | 228 | 209 | 145 | 238 | 367 | 368 | 355 | 540 | 640 | 762 | 439 | 488 | 4,779 |
| | ***SUMA*** | ***571*** | ***643*** | ***594*** | ***557*** | ***658*** | ***785*** | ***859*** | ***1,046*** | ***1,399*** | ***1,708*** | ***1,361*** | ***1,204*** | ***11,385*** |
| **CARNE FRESCA, REFRIGERADA Y CONGELADA** | | | | | | | | | | | | | | |
| 02050001 | Carne de animales de las especies caballar, asnal o mular, fresca, refrigerada o congelada. | 445 | 608 | 563 | 417 | 361 | 343 | 381 | 477 | 527 | 506 | 470 | 411 | 5,509 |
| **DESPOJOS COMESTIBLES FRESCOS, REFRIGERADOS Y CONGELADOS** | | | | | | | | | | | | | | |
| 02069001 | Los demás, congelados | 0 | 0 | 0 | 0 | 0 | 0 | 0 | 0 | 0 | 0 | 0 | 0 | 0 |
| 02069099 | Los demás, congelados. | 291 | 245 | 178 | 405 | 298 | 307 | 302 | 262 | 222 | 197 | 229 | 300 | 3,235 |
| | ***SUMA*** | ***291*** | ***245*** | ***178*** | ***405*** | ***298*** | ***307*** | ***302*** | ***262*** | ***222*** | ***197*** | ***229*** | ***300*** | ***3,235*** |

**MEXICO, VALOR DE LAS IMPORTACIONES DEFINITIVAS DEL SISTEMA PRODUCTIVO EQUINO**
Miles de dólares

**2004**

| FRACCION | DENOMINACION | Ene-04 | Feb-04 | Mar-04 | Abr-04 | May-04 | Jun-04 | Jul-04 | Ago-04 | Sep-04 | Oct-04 | Nov-04 | Dic-04 | Total |
|---|---|---|---|---|---|---|---|---|---|---|---|---|---|---|
| **ANIMALES VIVOS** | | | | | | | | | | | | | | |
| 01011001 | Caballos reproductores de raza pura. | 30 | 81 | 60 | 40 | 81 | 119 | 48 | 63 | 103 | 13 | 22 | 2 | 661 |
| 01011099 | Los demás. | 0 | 2 | 0 | 2 | 0 | 2 | 0 | 0 | 0 | 0 | 0 | 0 | 6 |
| 01011101 | Reproductores de raza pura | 0 | 0 | 0 | 0 | 0 | 0 | 0 | 0 | 0 | 0 | 0 | 0 | 0 |
| 01011901 | Para saltos o carreras. | 0 | 0 | 0 | 0 | 0 | 0 | 0 | 0 | 0 | 0 | 0 | 0 | 0 |
| 01011902 | Sin pedigree para reproducción | 0 | 0 | 0 | 0 | 0 | 0 | 0 | 0 | 0 | 0 | 0 | 0 | 0 |
| 01011903 | Para abasto, cuando la importación la realicen empacadoras tipo Inspección Federal | 0 | 0 | 0 | 0 | 0 | 0 | 0 | 0 | 0 | 0 | 0 | 0 | 0 |
| 01011999 | Los demás | 0 | 0 | 0 | 0 | 0 | 0 | 0 | 0 | 0 | 0 | 0 | 0 | 0 |
| 01012001 | Asnos, mulos y burdéganos | 0 | 0 | 0 | 0 | 0 | 0 | 0 | 0 | 0 | 0 | 0 | 0 | 0 |
| 01019001 | Caballos para saltos o carreras. | 386 | 424 | 495 | 352 | 379 | 244 | 346 | 327 | 742 | 945 | 767 | 1,032 | 6,440 |
| 01019002 | Caballos sin pedigree, para reproducción. | 7 | 11 | 45 | 82 | 13 | 78 | 63 | 27 | 58 | 116 | 86 | 1 | 587 |
| 01019003 | Caballos para abasto, cuando la importación la realicen empacadoras tipo Inspección Federal. | 0 | 0 | 0 | 0 | 0 | 34 | 31 | 29 | 23 | 61 | 64 | 36 | 278 |
| 01019099 | Los demás. | 69 | 78 | 30 | 63 | 88 | 74 | 109 | 138 | 194 | 258 | 131 | 139 | 1,370 |
| | ***SUMA*** | ***493*** | ***597*** | ***629*** | ***540*** | ***561*** | ***551*** | ***597*** | ***584*** | ***1,119*** | ***1,393*** | ***1,071*** | ***1,210*** | ***9,342*** |
| **CARNE FRESCA, REFRIGERADA Y CONGELADA** | | | | | | | | | | | | | | |
| 02050001 | Carne de animales de las especies caballar, asnal o mular, fresca, refrigerada o congelada. | 541 | 760 | 813 | 613 | 525 | 511 | 580 | 766 | 838 | 821 | 756 | 657 | 8,182 |
| **DESPOJOS COMESTIBLES FRESCOS, REFRIGERADOS Y CONGELADOS** | | | | | | | | | | | | | | |
| 02069001 | Los demás, congelados | 0 | 0 | 0 | 0 | 0 | 0 | 0 | 0 | 0 | 0 | 0 | 0 | 0 |
| 02069099 | Los demás, congelados. | 248 | 195 | 150 | 477 | 224 | 214 | 238 | 238 | 197 | 185 | 227 | 309 | 2,901 |
| | ***SUMA*** | ***248*** | ***195*** | ***150*** | ***477*** | ***224*** | ***214*** | ***238*** | ***238*** | ***197*** | ***185*** | ***227*** | ***309*** | ***2,901*** |
| **TOTAL** | | **1,282** | **1,552** | **1,592** | **1,630** | **1,310** | **1,276** | **1,414** | **1,588** | **2,153** | **2,398** | **2,053** | **2,176** | **20,424** |

**FUENTE: CNG, ELABORADO CON ESTADÍSTICAS DE COMERCIO EXTERIOR DE BANCOMEXT**

# EXPORTACIONES

**MEXICO, VOLUMEN DE LAS EXPORTACIONES DEFINITIVAS DEL SISTEMA PRODUCTIVO BOVINO**
Cabezas o Toneladas

| FRACCION | DENOMINACION | 1993 | 1994 | 1995 | 1996 | 1997 | 1998 | 1999 | 2000 | 2001 | 2002 | 2003 | 2004 |
|---|---|---|---|---|---|---|---|---|---|---|---|---|---|
| **ANIMALES VIVOS** | | | | | | | | | | | | | |
| 01021000 | Reproductores de raza pura | 0 | 0 | 0 | 149 | 1,343 | 381 | 1,099 | 1,190 | 338 | 68 | 0 | 0 |
| 01021001 | Hembras de registro | 13 | 334 | 757 | 0 | 0 | 0 | 0 | 0 | 0 | 447 | 455 | 273 |
| 01021002 | Machos de registro | 77 | 233 | 733 | 0 | 0 | 0 | 0 | 0 | 0 | 0 | 0 | 0 |
| 01029000 | Los demás | 0 | 0 | 0 | 458,248 | 665,317 | 714,944 | 1,034,755 | 1,222,708 | 1,141,324 | 387,877 | 0 | 0 |
| 01029001 | Hembras | 86,098 | 138,402 | 336,454 | 0 | 0 | 0 | 0 | 0 | 0 | 785 | 83 | 0 |
| 01029002 | Machos | 1,206,047 | 905,882 | 1,317,487 | 0 | 0 | 0 | 0 | 0 | 0 | 0 | 15 | 34 |
| 01029003 | Toros de lidia | 275 | 634 | 513 | 0 | 0 | 0 | 0 | 0 | 0 | 0 | 0 | 0 |
| 01029099 | Los demás | 0 | 0 | 0 | 0 | 0 | 0 | 0 | 0 | 0 | 558,069 | 1,239,344 | 1,374,430 |
| | **SUMA** | **1,292,510** | **1,045,485** | **1,655,944** | **458,397** | **666,660** | **715,325** | **1,035,854** | **1,223,898** | **1,141,662** | **947,246** | **1,239,897** | **1,374,737** |
| **CARNE FRESCA, REFRIGERADA O CONGELADA** | | | | | | | | | | | | | |
| 02011000 | En canales o medias canal fresca o refrigerada | 0 | 0 | 28 | 37 | 0 | 0 | 0 | 0 | 0 | 0 | 0 | 0 |
| 02011001 | En canales o medias canal fresca o refrigerada | 0 | 0 | 0 | 0 | 0 | 0 | 0 | 0 | 0 | 0 | 0 | 0 |
| 02012000 | Los demás cortes (trozos) frescos o refrigerados | 0 | 0 | 0 | 17 | 0 | 44 | 163 | 240 | 564 | 158 | 0 | 0 |
| 02012001 | Carnes de ganado bovino, sin deshuesar, frescos o refrigerados | 1 | 0 | 25 | 0 | 0 | 0 | 0 | 0 | 0 | 0 | 0 | 0 |
| 02012002 | Carnes de ganado bovino, sin deshuesar, cortados en formas propias para el consumo final, frescas o refrigeradas | 1 | 0 | 0 | 0 | 0 | 0 | 0 | 0 | 0 | 0 | | 0 |
| 02012099 | Los demás cortes (trozos) sin deshuesar | 0 | 0 | 0 | 0 | 0 | 0 | 0 | 0 | 0 | 471 | 979 | 2,442 |
| 02013000 | Deshuesada fresca o refrigerada | 0 | 0 | 0 | 367 | 282 | 430 | 830 | 1,099 | 1,399 | 406 | 0 | 0 |
| 02013001 | Carnes de ganado bovino, deshuesadas frescos o refrigerados | 52 | 12 | 117 | 0 | 0 | 0 | 0 | 0 | 0 | 1,075 | 2,128 | 2,525 |
| 02013002 | Carnes de ganado bovino, deshuesadas, cortados en formas propias para el consumo final, frescas o refrigeradas | 4 | 1 | 1 | 0 | 0 | 0 | 0 | 0 | 0 | 0 | 0 | 0 |
| 02021000 | En canales o medias canal congeladas | 22 | 0 | 0 | 0 | 0 | 0 | 0 | 0 | 0 | 0 | | 0 |
| 02021001 | En canales o medias canal congeladas | 0 | 0 | 0 | 0 | 0 | 0 | 0 | 0 | 0 | 0 | 0 | 19 |
| 02022000 | Los demás cortes (trozos) sin deshuesar congelados | 0 | 0 | 0 | 15 | 2 | 4 | 0 | 0 | 7 | 0 | 0 | 0 |
| 02022001 | Carnes de ganado bovino, sin deshuesar, congelados | 7 | 0 | 18 | 0 | 0 | 0 | 0 | 0 | 0 | 0 | 0 | 0 |
| 02022002 | Carnes de ganado bovino, sin deshuesar, cortados en formas propias para el consumo final, congelados | 13 | 0 | 0 | 0 | 0 | 0 | 0 | 0 | 0 | 0 | 0 | 0 |
| 02022099 | Los demás cortes (trozos) sin deshuesar congelados | 0 | 0 | 0 | 0 | 0 | 0 | 0 | 0 | 0 | 0 | 20 | 451 |
| 02023000 | Deshuesada congelada | 0 | 0 | 0 | 1,105 | 20 | 116 | 36 | 0 | 30 | 0 | 0 | 0 |
| 02023001 | Carnes de ganado bovino, deshuesadas, congeladas | 309 | 133 | 1,401 | 0 | 0 | 0 | 0 | 0 | 0 | 56 | 60 | 2,241 |
| 02023002 | Carnes de ganado bovino, deshuesadas, cortados en formas propias para el consumo final, congeladas | 0 | 127 | 4 | 0 | 0 | 0 | 0 | 0 | 0 | 0 | 0 | 0 |
| | **SUMA** | **409** | **273** | **1,593** | **1,541** | **304** | **594** | **1,030** | **1,340** | **1,999** | **2,166** | **3,186** | **7,678** |
| **DESPOJOS COMESTIBLES FRESCOS, REFRIGERADOS Y CONGELADOS** | | | | | | | | | | | | | |
| 02061000 | De la especie bovina, frescos o refrigerados | 0 | 0 | 0 | 0 | 0 | 1 | 1 | 0 | 1 | 44 | 0 | 0 |
| 02061001 | De la especie bovina, frescos o refrigerados | 0 | 0 | 0 | 0 | 0 | 0 | 0 | 0 | 0 | 136 | 122 | 129 |
| 02062100 | Lenguas congeladas | 0 | 0 | 5 | 8 | 0 | 0 | 0 | 0 | 2 | 0 | 0 | 0 |
| 02062101 | Lenguas. | | | | | | | | | | | | 191 |
| 02062200 | Hígados congelados | 0 | 4 | 0 | 1 | 0 | 3 | 24 | 30 | 0 | 0 | 0 | 0 |
| 02062201 | Hígados. | | | | | | | | | | | | 150 |
| 02062900 | Los demás congelados | 0 | 0 | 0 | 15 | 18 | 16 | 63 | 22 | 123 | 0 | 0 | 0 |
| 02062999 | Los demás congelados | 0 | 0 | 0 | 0 | 0 | 0 | 0 | 0 | 0 | 0 | 30 | 429 |
| 05040000 | Tripas, vejigas y estómagos de animales, excepto los de pescado, enteros o en trozos, frescos, refrigerados, congelados, salados o en salmuera, secos o ahumados. | 187 | 81 | 78 | 73 | 48 | 19 | 74 | 155 | 310 | 17 | 0 | 0 |
| 05040001 | Tripas, vejigas y estómagos de animales, excepto los de pescado, enteros o en trozos, frescos, refrigerados, congelados, salados o en salmuera, secos o ahumados. | 0 | 0 | 0 | 0 | 0 | 0 | 0 | 0 | 0 | 100 | 81 | 186 |
| | **SUMA** | **187** | **86** | **83** | **96** | **66** | **38** | **162** | **207** | **436** | **297** | **233** | **1,085** |
| **CARNE Y DESPOJOS COMESTIBLES, SALADOS O EN SALMUERA, SECOS O AHUMADOS; HARINA Y POLVO COMESTIBLES, DE CARNE O DE DESPOJOS.** | | | | | | | | | | | | | |
| 02102000 | Carne de la especie bovina | 0 | 0 | 11 | 5 | 11 | 28 | 30 | 9 | 16 | 3 | 0 | 0 |
| 02102001 | Carne de la especie bovina | 0 | 0 | 0 | 0 | 0 | 0 | 0 | 0 | 0 | 16 | 27 | 6 |
| 02109000 | Los demás, incluidos la harina y polvos comestibles, de carne y despojos | 1 | 6 | 36 | 80 | 117 | 71 | 94 | 2 | 3 | 0 | 0 | 0 |
| | **SUMA** | **1** | **6** | **48** | **85** | **129** | **100** | **124** | **11** | **19** | **20** | **27** | **6** |
| **SEMEN Y EMBRIONES** | | | | | | | | | | | | | |
| 05111000 | Semen de bovino (Kg) | 30 | 62 | 25 | 0 | 0 | 2,792 | 6 | 53 | 25 | 15 | 0 | 0 |
| 05111001 | Semen de bovino (Kg) | 0 | 0 | 0 | 0 | 0 | 0 | 0 | 0 | 0 | 59 | 0 | 30 |
| 5119905 | Embriones de las especies de ganado bovino, equino, porcino, ovino y caprino (piezas) | 0 | 0 | 0 | 0 | 0 | 0 | 0 | 0 | 0 | 0 | 0 | 292 |
| **GRASA DE ANIMALES DE LAS ESPECIES BOVINA, OVINA O CAPRINA** | | | | | | | | | | | | | |
| 15020000 | Grasa de animales de las especies bovina, ovina o caprina | 516 | 14 | 414 | 276 | 429 | 335 | 254 | 244 | 139 | 66 | 0 | 0 |
| 15020001 | Grasa de animales de las especies bovina, ovina o caprina | 0 | 0 | 0 | 0 | 0 | 0 | 0 | 0 | 0 | 61 | 68 | 250 |
| | **SUMA** | **516** | **14** | **414** | **276** | **429** | **335** | **254** | **244** | **139** | **126** | **68** | **250** |
| **PREPARACIONES Y CONSERVAS DE CARNE** | | | | | | | | | | | | | |
| 16025000 | De la especie bovina | 1 | 3 | 32 | 121 | 75 | 163 | 402 | 347 | 1,028 | 146 | 0 | 0 |
| 16025001 | Víceras o labios cocidos, envasados herméticamente | 0 | 0 | 0 | 0 | 0 | 0 | 0 | 0 | 0 | 0 | 0 | 0 |
| 16025099 | Los demás | 0 | 0 | 0 | 0 | 0 | 0 | 0 | 0 | 0 | 1,040 | 1,830 | 1,587 |
| | **SUMA** | **1** | **3** | **32** | **121** | **75** | **163** | **402** | **347** | **1,028** | **1,186** | **1,830** | **1,587** |

**FUENTE: CNG, ELABORADO CON ESTADÍSTICAS DE COMERCIO EXTERIOR DE BANCOMEXT**

**MEXICO, VALOR DE LAS EXPORTACIONES DEFINITIVAS DEL SISTEMA PRODUCTIVO BOVINO**
Miles de dólares

| FRACCION | DENOMINACION | 1993 | 1994 | 1995 | 1996 | 1997 | 1998 | 1999 | 2000 | 2001 | 2002 | 2003 | 2004 |
|---|---|---|---|---|---|---|---|---|---|---|---|---|---|
| **ANIMALES VIVOS** | | | | | | | | | | | | | |
| 01021000 | Reproductores de raza pura | 0 | 0 | 0 | 112 | 367 | 221 | 991 | 391 | 411 | 42 | 0 | 0 |
| 01021001 | Hembras de registro | 27 | 148 | 256 | 0 | 0 | 0 | 0 | 0 | 0 | 285 | 250 | 359 |
| 01021002 | Machos de registro | 110 | 123 | 278 | 0 | 0 | 0 | 0 | 0 | 0 | 0 | 0 | 0 |
| 01029000 | Los demás | 0 | 0 | 0 | 127,423 | 197,931 | 209,662 | 318,572 | 409,571 | 411,015 | 132,439 | 0 | 0 |
| 01029001 | Hembras | 27,365 | 44,419 | 107,327 | 0 | 0 | 0 | 0 | 0 | 0 | 319 | 33 | 0 |
| 01029002 | Machos | 388,424 | 300,396 | 427,199 | 0 | 0 | 0 | 0 | 0 | 0 | 0 | 5 | 63 |
| 01029003 | Toros de lidia | 113 | 219 | 184 | 0 | 0 | 0 | 0 | 0 | 0 | 0 | 0 | 0 |
| 01029099 | Los demás | 0 | 0 | 0 | 0 | 0 | 0 | 0 | 0 | 0 | 217,052 | 471,100 | 562,975 |
| | **SUMA** | **416,039** | **345,306** | **535,243** | **127,535** | **198,298** | **209,883** | **319,563** | **409,962** | **411,426** | **350,136** | **471,388** | **563,397** |
| **CARNE FRESCA, REFRIGERADA O CONGELADA** | | | | | | | | | | | | | |
| 02011000 | En canales o medias canal fresca o refrigerada | 0 | 0 | 13 | 48 | 0 | 0 | 0 | 0 | 0 | 0 | 0 | 0 |
| 02011001 | En canales o medias canal fresca o refrigerada | 0 | 0 | 0 | 0 | 0 | 0 | 0 | 0 | 0 | 0 | 0 | 0 |
| 02012000 | Los demás cortes (trozos) frescos o refrigerados | 0 | 0 | 0 | 56 | 0 | 243 | 899 | 1,200 | 2,839 | 739 | 0 | 0 |
| 02012001 | Carnes de ganado bovino, sin deshuesar, frescos o refrigerados | 2 | 0 | 54 | 0 | 0 | 0 | 0 | 0 | 0 | 0 | 0 | 0 |
| 02012002 | Carnes de ganado bovino, sin deshuesar, cortados en formas propias para el consumo final, frescas o refrigeradas | 3 | 0 | 0 | 0 | 0 | 0 | 0 | 0 | 0 | 0 | 0 | 0 |
| 02012099 | Los demás cortes (trozos) sin deshuesar | 0 | 0 | 0 | 0 | 0 | 0 | 0 | 0 | 0 | 2,221 | 5,383 | 14,805 |
| 02013000 | Deshuesada fresca o refrigerada | 0 | 0 | 0 | 1,813 | 1,689 | 2,829 | 5,098 | 7,295 | 8,756 | 2,673 | 0 | 0 |
| 02013001 | Carnes de ganado bovino, deshuesadas frescos o refrigerados | 285 | 74 | 545 | 1 | 0 | 0 | 0 | 0 | 0 | 6,753 | 17,030 | 18,006 |
| 02013002 | Carnes de ganado bovino, deshuesadas, cortados en formas propias para el consumo final, frescas o refrigeradas | 15 | 0 | 4 | 0 | 0 | 0 | 0 | 0 | 0 | 0 | 0 | 0 |
| 02021000 | En canales o medias canal congeladas | 10 | 0 | 0 | 0 | 0 | 0 | 0 | 0 | 0 | 0 | 0 | 0 |
| 02021001 | En canales o medias canal congeladas | | | | | | | | | | | | 55 |
| 02022000 | Los demás cortes (trozos) sin deshuesar congelados | 0 | 0 | 0 | 50 | 5 | 47 | 0 | 0 | 44 | 0 | 0 | 0 |
| 02022001 | Carnes de ganado bovino, sin deshuesar, congelados | 16 | 0 | 55 | 0 | 0 | 0 | 0 | 0 | 0 | 0 | 0 | 0 |
| 02022002 | Carnes de ganado bovino, sin deshuesar, cortados en formas propias para el consumo final, congelados | 27 | 0 | 0 | 0 | 0 | 0 | 0 | 0 | 0 | 0 | 0 | 0 |
| 02022099 | Los demás cortes (trozos) sin deshuesar congelados | 0 | 0 | 0 | 0 | 0 | 0 | 0 | 0 | 0 | 0 | 87 | 1,263 |
| 02023000 | Deshuesada congelada | 0 | 0 | 0 | 2,418 | 49 | 492 | 129 | 3 | 213 | 1 | 0 | 0 |
| 02023001 | Carnes de ganado bovino, deshuesadas, congeladas | 657 | 386 | 2,668 | 0 | 0 | 0 | 0 | 0 | 0 | 131 | 255 | 11,794 |
| 02023002 | Carnes de ganado bovino, deshuesadas, cortados en formas propias para el consumo final, congeladas | 1 | 374 | 11 | 0 | 0 | 0 | 0 | 0 | 0 | 0 | 0 | 0 |
| | **SUMA** | **1,014** | **834** | **3,349** | **4,386** | **1,742** | **3,612** | **6,126** | **8,498** | **11,851** | **12,517** | **22,754** | **45,923** |
| **DESPOJOS COMESTIBLES FRESCOS, REFRIGERADOS Y CONGELADOS** | | | | | | | | | | | | | |
| 02061000 | De la especie bovina, frescos o refrigerados | 0 | 0 | 0 | 0 | 1 | 3 | 11 | 0 | 5 | 114 | 0 | 0 |
| 02061001 | De la especie bovina, frescos o refrigerados | 0 | 0 | 0 | 0 | 0 | 0 | 0 | 0 | 0 | 334 | 456 | 425 |
| 02062100 | Lenguas congeladas | 0 | 0 | 62 | 23 | 0 | 0 | 0 | 0 | 16 | 0 | 0 | 0 |
| 02062101 | Lenguas. | | | | | | | | | | | | 1,719 |
| 02062200 | Hígados congelados | 0 | 5 | 0 | 2 | 4 | 2 | 14 | 36 | 0 | 0 | 0 | 0 |
| 02062201 | Hígados. | | | | | | | | | | | | 836 |
| 02062900 | Los demás congelados | 0 | 0 | 0 | 86 | 71 | 74 | 98 | 87 | 343 | 0 | 0 | 0 |
| 02062999 | Los demás congelados | 0 | 0 | 0 | 0 | 0 | 0 | 0 | 0 | 0 | 10 | 94 | 508 |
| 05040000 | Tripas, vejigas y estómagos de animales, excepto los de pescado, enteros o en trozos, frescos, refrigerados, congelados, salados o en salmuera, secos o ahumados. | 263 | 151 | 109 | 139 | 66 | 11 | 54 | 78 | 426 | 24 | 0 | 0 |
| 05040001 | Tripas, vejigas y estómagos de animales, excepto los de pescado, enteros o en trozos, frescos, refrigerados, congelados, salados o en salmuera, secos o ahumados. | | | 0 | 0 | 0 | 0 | 0 | 0 | 0 | 165 | 161 | 753 |
| | **SUMA** | **263** | **155** | **171** | **250** | **142** | **89** | **176** | **202** | **791** | **647** | **711** | **4,240** |
| **CARNE Y DESPOJOS COMESTIBLES, SALADOS O EN SALMUERA, SECOS O AHUMADOS; HARINA Y POLVO COMESTIBLES, DE CARNE O DE DESPOJOS.** | | | | | | | | | | | | | |
| 02102000 | Carne de la especie bovina | 0 | 10 | 187 | 75 | 182 | 599 | 631 | 208 | 258 | 67 | 0 | 0 |
| 02102001 | Carne de la especie bovina | 0 | 0 | 0 | 0 | 0 | 0 | 0 | 0 | 0 | 299 | 417 | 74 |
| 02109000 | Los demás, incluidos la harina y polvos comestibles, de carne y despojos | 6 | 25 | 70 | 66 | 131 | 242 | 260 | 25 | 21 | 1 | 0 | 0 |
| | **SUMA** | **7** | **35** | **257** | **141** | **314** | **841** | **890** | **232** | **278** | **367** | **417** | **74** |
| **SEMEN Y EMBRIONES** | | | | | | | | | | | | | |
| 05111000 | Semen de bovino (Kg) | 1 | 2 | 6 | 0 | 0 | 161 | 19 | 2 | 2 | 3 | 0 | 0 |
| 05111001 | Semen de bovino (Kg) | 0 | 0 | 0 | 0 | 0 | 0 | 0 | 0 | 0 | 2 | 0 | 8 |
| 05119905 | Embriones de las especies de ganado bovino, equino, porcino, ovino y caprino (piezas) | 0 | 0 | 0 | 0 | 0 | 0 | 0 | 0 | 0 | 0 | 0 | 1 |
| | **SUMA** | **1** | **2** | **6** | **0** | **0** | **161** | **19** | **2** | **2** | **5** | **0** | **8** |
| **GRASA DE ANIMALES DE LAS ESPECIES BOVINA, OVINA O CAPRINA** | | | | | | | | | | | | | |
| 15020000 | Grasa de animales de las especies bovina, ovina o caprina | 138 | 10 | 379 | 199 | 334 | 252 | 174 | 163 | 94 | 45 | 0 | 0 |
| 15020001 | Grasa de animales de las especies bovina, ovina o caprina | 0 | 0 | 0 | 0 | 0 | 0 | 0 | 0 | 0 | 41 | 56 | 124 |
| | **SUMA** | **138** | **10** | **379** | **199** | **334** | **252** | **174** | **163** | **94** | **86** | **56** | **124** |
| **PREPARACIONES Y CONSERVAS DE CARNE** | | | | | | | | | | | | | |
| 16025000 | De la especie bovina | 2 | 9 | 64 | 909 | 650 | 814 | 1,512 | 1,401 | 3,255 | 480 | 0 | 0 |
| 16025001 | Víceras o labios cocidos, envasados herméticamente | 0 | 0 | 0 | 0 | 0 | 0 | 0 | 0 | 0 | 0 | 0 | 0 |
| 16025099 | Los demás | 0 | 0 | 0 | 0 | 0 | 0 | 0 | 0 | 0 | 3,287 | 6,293 | 5,597 |
| | **SUMA** | **2** | **9** | **64** | **909** | **650** | **814** | **1,512** | **1,401** | **3,255** | **3,767** | **6,293** | **5,597** |
| | **TOTAL** | **417,464** | **346,351** | **539,470** | **133,420** | **201,480** | **215,652** | **328,462** | **420,460** | **427,698** | **367,526** | **501,619** | **619,362** |

**FUENTE: CNG, ELABORADO CON ESTADÍSTICAS DE COMERCIO EXTERIOR DE BANCOMEXT**

**MEXICO, VOLUMEN DE LAS EXPORTACIONES DEFINITIVAS DEL SISTEMA PRODUCTIVO BOVINO**
Cabezas o Toneladas

**2003**

| FRACCION | DENOMINACION | Ene-03 | Feb-03 | Mar-03 | Abr-03 | May-03 | Jun-03 | Jul-03 | Ago-03 | Sep-03 | Oct-03 | Nov-03 | Dic-03 | Total |
|---|---|---|---|---|---|---|---|---|---|---|---|---|---|---|
| **ANIMALES VIVOS** | | | | | | | | | | | | | | |
| 01021000 | Reproductores de raza pura | 0 | 0 | 0 | 0 | 0 | 0 | 0 | 0 | 0 | 0 | 0 | 0 | 0 |
| 01021001 | Hembras de registro | 118 | 0 | 56 | 63 | 80 | 8 | 48 | 5 | 3 | 33 | 0 | 41 | 455 |
| 01021002 | Machos de registro | 0 | 0 | 0 | 0 | 0 | 0 | 0 | 0 | 0 | 0 | 0 | 0 | 0 |
| 01029000 | Los demás | 0 | 0 | 0 | 0 | 0 | 0 | 0 | 0 | 0 | 0 | 0 | 0 | 0 |
| 01029001 | Hembras | 83 | 0 | 0 | 0 | 0 | 0 | 0 | 0 | 0 | 0 | 0 | 0 | 83 |
| 01029002 | Machos | 0 | 0 | 15 | 0 | 0 | 0 | 0 | 0 | 0 | 0 | 0 | 0 | 15 |
| 01029003 | Toros de lidia | 0 | 0 | 0 | 0 | 0 | 0 | 0 | 0 | 0 | 0 | 0 | 0 | 0 |
| 01029099 | Los demás | 90,983 | 97,853 | 96,782 | 91,725 | 96,101 | 55,118 | 42,001 | 42,883 | 63,199 | 149,805 | 213,625 | 199,269 | 1,239,344 |
| | **SUMA** | **91,184** | **97,853** | **96,853** | **91,788** | **96,181** | **55,126** | **42,049** | **42,888** | **63,202** | **149,838** | **213,625** | **199,310** | **1,239,897** |
| **CARNE FRESCA, REFRIGERADA O CONGELADA** | | | | | | | | | | | | | | |
| 02011000 | En canales o medias canal fresca o refrigerada | 0 | 0 | 0 | 0 | 0 | 0 | 0 | 0 | 0 | 0 | 0 | 0 | 0 |
| 02011001 | En canales o medias canal fresca o refrigerada | 0 | 0 | 0 | 0 | 0 | 0 | 0 | 0 | 0 | 0 | 0 | 0 | 0 |
| 02012000 | Los demás cortes (trozos) frescos o refrigerados | 0 | 0 | 0 | 0 | 0 | 0 | 0 | 0 | 0 | 0 | 0 | 0 | 0 |
| 02012001 | Carnes de ganado bovino, sin deshuesar, frescos o refrigerados | 0 | 0 | 0 | 0 | 0 | 0 | 0 | 0 | 0 | 0 | 0 | 0 | 0 |
| 02012002 | Carnes de ganado bovino, sin deshuesar, cortados en formas propias para el consumo final, frescas o refrigeradas | 0 | 0 | 0 | 0 | 0 | 0 | 0 | 0 | 0 | 0 | 0 | 0 | 0 |
| 02012099 | Los demás cortes (trozos) sin deshuesar | 72 | 59 | 88 | 67 | 64 | 88 | 48 | 77 | 88 | 103 | 84 | 140 | 979 |
| 02013000 | Deshuesada fresca o refrigerada | 0 | 0 | 0 | 0 | 0 | 0 | 0 | 0 | 0 | 0 | 0 | 0 | 0 |
| 02013001 | Carnes de ganado bovino, deshuesadas frescos o refrigerados | 110 | 121 | 163 | 159 | 141 | 207 | 168 | 201 | 202 | 224 | 167 | 266 | 2,128 |
| 02013002 | Carnes de ganado bovino, deshuesadas, cortados en formas propias para el consumo final, frescas o refrigeradas | 0 | 0 | 0 | 0 | 0 | 0 | 0 | 0 | 0 | 0 | 0 | 0 | 0 |
| 02021000 | En canales o medias canal congeladas | 0 | 0 | 0 | 0 | 0 | 0 | 0 | 0 | 0 | 0 | 0 | 0 | 0 |
| 02021001 | En canales o medias canal congeladas | 0 | 0 | 0 | 0 | 0 | 0 | 0 | 0 | 0 | 0 | 0 | 0 | 0 |
| 02022000 | Los demás cortes (trozos) sin deshuesar congelados | 0 | 0 | 0 | 0 | 0 | 0 | 0 | 0 | 0 | 0 | 0 | 0 | 0 |
| 02022001 | Carnes de ganado bovino, sin deshuesar, congelados | 0 | 0 | 0 | 0 | 0 | 0 | 0 | 0 | 0 | 0 | 0 | 0 | 0 |
| 02022002 | Carnes de ganado bovino, sin deshuesar, cortados en formas propias para el consumo final, congelados | 0 | 0 | 0 | 0 | 0 | 0 | 0 | 0 | 0 | 0 | 0 | 0 | 0 |
| 02022099 | Los demás cortes (trozos) sin deshuesar congelados | 7 | 0 | 0 | 0 | 0 | 0 | 0 | 0 | 0 | 0 | 0 | 13 | 20 |
| 02023000 | Deshuesada congelada | 0 | 0 | 0 | 0 | 0 | 0 | 0 | 0 | 0 | 0 | 0 | 0 | 0 |
| 02023001 | Carnes de ganado bovino, deshuesadas, congeladas | 12 | 0 | 0 | 0 | 19 | 21 | 0 | 1 | 1 | 1 | 2 | 2 | 60 |
| 02023002 | Carnes de ganado bovino, deshuesadas, cortados en formas propias para el consumo final, congeladas | 0 | 0 | 0 | 0 | 0 | 0 | 0 | 0 | 0 | 0 | 0 | 0 | 0 |
| | **SUMA** | **201** | **179** | **251** | **227** | **224** | **316** | **217** | **279** | **291** | **328** | **253** | **421** | **3,186** |
| **DESPOJOS COMESTIBLES FRESCOS, REFRIGERADOS Y CONGELADOS** | | | | | | | | | | | | | | |
| 02061000 | De la especie bovina, frescos o refrigerados | 0 | 0 | 0 | 0 | 0 | 0 | 0 | 0 | 0 | 0 | 0 | 0 | 0 |
| 02061001 | De la especie bovina, frescos o refrigerados | 7 | 6 | 9 | 12 | 14 | 15 | 5 | 7 | 12 | 14 | 10 | 12 | 122 |
| 02062100 | Lenguas congeladas | 0 | 0 | 0 | 0 | 0 | 0 | 0 | 0 | 0 | 0 | 0 | 0 | 0 |
| 02062101 | Lenguas. | 0 | 0 | 0 | 0 | 0 | 0 | 0 | 0 | 0 | 0 | 0 | 0 | 0 |
| 02062200 | Hígados congelados | 0 | 0 | 0 | 0 | 0 | 0 | 0 | 0 | 0 | 0 | 0 | 0 | 0 |
| 02062201 | Hígados. | 0 | 0 | 0 | 0 | 0 | 0 | 0 | 0 | 0 | 0 | 0 | 0 | 0 |
| 02062900 | Los demás congelados | 0 | 0 | 0 | 0 | 0 | 0 | 0 | 0 | 0 | 0 | 0 | 0 | 0 |
| 02062999 | Los demás congelados | 1 | 1 | 0 | 0 | 0 | 0 | 1 | 0 | 0 | 19 | 0 | 9 | 30 |
| 05040000 | Tripas, vejigas y estómagos de animales, excepto los de pescado, enteros o en trozos, frescos, refrigerados, congelados, salados o en salmuera, secos o ahumados. | 0 | 0 | 0 | 0 | 0 | 0 | 0 | 0 | 0 | 0 | 0 | 0 | 0 |
| 05040001 | Tripas, vejigas y estómagos de animales, excepto los de pescado, enteros o en trozos, frescos, refrigerados, congelados, salados o en salmuera, secos o ahumados. | 7 | 5 | 2 | 2 | 19 | 2 | 1 | 20 | 11 | 3 | 4 | 4 | 81 |
| | **SUMA** | **8** | **7** | **9** | **12** | **14** | **15** | **5** | **7** | **12** | **34** | **10** | **21** | **152** |
| **CARNE Y DESPOJOS COMESTIBLES, SALADOS O EN SALMUERA, SECOS O AHUMADOS; HARINA Y POLVO COMESTIBLES, DE CARNE O DE DESPOJOS** | | | | | | | | | | | | | | |
| 02102000 | Carne de la especie bovina | 0 | 0 | 0 | 0 | 0 | 0 | 0 | 0 | 0 | 0 | 0 | 0 | 0 |
| 02102001 | Carne de la especie bovina | 1 | 2 | 7 | 2 | 2 | 2 | 1 | 1 | 0 | 4 | 4 | 0 | 27 |
| 02109000 | Los demás, incluidos la harina y polvos comestibles, de carne y despojos | 0 | 0 | 0 | 0 | 0 | 0 | 0 | 0 | 0 | 0 | 0 | 0 | 0 |
| | **SUMA** | **1** | **2** | **7** | **2** | **2** | **2** | **1** | **1** | **0** | **4** | **4** | **0** | **27** |
| **SEMEN Y EMBRIONES** | | | | | | | | | | | | | | |
| 05111000 | Semen de bovino (Kg) | 0 | 0 | 0 | 0 | 0 | 0 | 0 | 0 | 0 | 0 | 0 | 0 | 0 |
| 05111001 | Semen de bovino (Kg) | 0 | 0 | 0 | 0 | 0 | 0 | 0 | 0 | 0 | 0 | 0 | 0 | 0 |
| 5119905 | Embriones de las especies de ganado bovino, equino, porcino, ovino y caprino (piezas) | 0 | 0 | 0 | 0 | 0 | 0 | 0 | 0 | 0 | 0 | 0 | 0 | 0 |
| **GRASA DE ANIMALES DE LAS ESPECIES BOVINA, OVINA O CAPRINA** | | | | | | | | | | | | | | |
| 15020000 | Grasa de animales de las especies bovina, ovina o caprina | 0 | 0 | 0 | 0 | 0 | 0 | 0 | 0 | 0 | 0 | 0 | 0 | 0 |
| 15020001 | Grasa de animales de las especies bovina, ovina o caprina | 0 | 0 | 20 | 5 | 0 | 0 | 20 | 0 | 0 | 22 | 0 | 0 | 68 |
| | **SUMA** | **0** | **0** | **20** | **5** | **0** | **0** | **20** | **0** | **0** | **22** | **0** | **0** | **68** |
| **PREPARACIONES Y CONSERVAS DE CARNE** | | | | | | | | | | | | | | |
| 16025000 | De la especie bovina | 0 | 0 | 0 | 0 | 0 | 0 | 0 | 0 | 0 | 0 | 0 | 0 | 0 |
| 16025001 | Víceras o labios cocidos, envasados herméticamente | 0 | 0 | 0 | 0 | 0 | 0 | 0 | 0 | 0 | 0 | 0 | 0 | 0 |
| 16025099 | Los demás | 184 | 126 | 127 | 176 | 207 | 116 | 49 | 129 | 140 | 155 | 203 | 218 | 1,830 |
| | **SUMA** | **184** | **126** | **127** | **176** | **207** | **116** | **49** | **129** | **140** | **155** | **203** | **218** | **1,830** |

**FUENTE: CNG, ELABORADO CON ESTADÍSTICAS DE COMERCIO EXTERIOR DE BANCOMEXT**

**MEXICO, VALOR DE LAS EXPORTACIONES DEFINITIVAS DEL SISTEMA PRODUCTIVO BOVINC**
Miles de dólares

**2003**

| FRACCION | DENOMINACION | Ene-03 | Feb-03 | Mar-03 | Abr-03 | May-03 | Jun-03 | Jul-03 | Ago-03 | Sep-03 | Oct-03 | Nov-03 | Dic-03 | Total |
|---|---|---|---|---|---|---|---|---|---|---|---|---|---|---|
| **ANIMALES VIVOS** | | | | | | | | | | | | | | |
| 01021000 | Reproductores de raza pura | 0 | 0 | 0 | 0 | 0 | 0 | 0 | 0 | 0 | 0 | 0 | 0 | 0 |
| 01021001 | Hembras de registro | 32 | 0 | 47 | 18 | 37 | 9 | 53 | 6 | 3 | 21 | 0 | 24 | 250 |
| 01021002 | Machos de registro | 0 | 0 | 0 | 0 | 0 | 0 | 0 | 0 | 0 | 0 | 0 | 0 | 0 |
| 01029000 | Los demás | 0 | 0 | 0 | 0 | 0 | 0 | 0 | 0 | 0 | 0 | 0 | 0 | 0 |
| 01029001 | Hembras | 33 | 0 | 0 | 0 | 0 | 0 | 0 | 0 | 0 | 0 | 0 | 0 | 33 |
| 01029002 | Machos | 0 | 0 | 5 | 0 | 0 | 0 | 0 | 0 | 0 | 0 | 0 | 0 | 5 |
| 01029003 | Toros de lidia | 0 | 0 | 0 | 0 | 0 | 0 | 0 | 0 | 0 | 0 | 0 | 0 | 0 |
| 01029099 | Los demás | 35,192 | 35,986 | 33,229 | 32,457 | 32,942 | 18,328 | 14,809 | 14,820 | 24,350 | 62,421 | 87,670 | 78,896 | 471,100 |
| | **SUMA** | **35,257** | **35,986** | **33,282** | **32,475** | **32,980** | **18,337** | **14,861** | **14,826** | **24,353** | **62,442** | **87,670** | **78,920** | **471,388** |
| **CARNE FRESCA, REFRIGERADA O CONGELADA** | | | | | | | | | | | | | | |
| 02011000 | En canales o medias canal fresca o refrigerada | 0 | 0 | 0 | 0 | 0 | 0 | 0 | 0 | 0 | 0 | 0 | 0 | 0 |
| 02011001 | En canales o medias canal fresca o refrigerada | 0 | 0 | 0 | 0 | 0 | 0 | 0 | 0 | 0 | 0 | 0 | 0 | 0 |
| 02012000 | Los demás cortes (trozos) frescos o refrigerados | 0 | 0 | 0 | 0 | 0 | 0 | 0 | 0 | 0 | 0 | 0 | 0 | 0 |
| 02012001 | Carnes de ganado bovino, sin deshuesar, frescos o refrigerados | 0 | 0 | 0 | 0 | 0 | 0 | 0 | 0 | 0 | 0 | 0 | 0 | 0 |
| 02012002 | Carnes de ganado bovino, sin deshuesar, cortados en formas propias para el consumo final, frescas o refrigeradas | 0 | 0 | 0 | 0 | 0 | 0 | 0 | 0 | 0 | 0 | 0 | 0 | 0 |
| 02012099 | Los demás cortes (trozos) sin deshuesar | 303 | 302 | 465 | 361 | 359 | 551 | 297 | 455 | 491 | 591 | 471 | 735 | 5,383 |
| 02013000 | Deshuesada fresca o refrigerada | 0 | 0 | 0 | 0 | 0 | 0 | 0 | 0 | 0 | 0 | 0 | 0 | 0 |
| 02013001 | Carnes de ganado bovino, deshuesadas frescos o refrigerados | 687 | 859 | 1,194 | 1,123 | 1,042 | 1,599 | 1,425 | 1,642 | 1,605 | 1,867 | 1,741 | 2,246 | 17,030 |
| 02013002 | Carnes de ganado bovino, deshuesadas, cortados en formas propias para el consumo final, frescas o refrigeradas | 0 | 0 | 0 | 0 | 0 | 0 | 0 | 0 | 0 | 0 | 0 | 0 | 0 |
| 02021000 | En canales o medias canal congeladas | 0 | 0 | 0 | 0 | 0 | 0 | 0 | 0 | 0 | 0 | 0 | 0 | 0 |
| 02021001 | En canales o medias canal congeladas | 0 | 0 | 0 | 0 | 0 | 0 | 0 | 0 | 0 | 0 | 0 | 0 | |
| 02022000 | Los demás cortes (trozos) sin deshuesar congelados | 0 | 0 | 0 | 0 | 0 | 0 | 0 | 0 | 0 | 0 | 0 | 0 | 0 |
| 02022001 | Carnes de ganado bovino, sin deshuesar, congelados | 0 | 0 | 0 | 0 | 0 | 0 | 0 | 0 | 0 | 0 | 0 | 0 | 0 |
| 02022002 | Carnes de ganado bovino, sin deshuesar, cortados en formas propias para el consumo final, congelados | 0 | 0 | 0 | 0 | 0 | 0 | 0 | 0 | 0 | 0 | 0 | 0 | 0 |
| 02022099 | Los demás cortes (trozos) sin deshuesar congelados | 56 | 0 | 0 | 0 | 0 | 0 | 0 | 0 | 0 | 0 | 0 | 30 | 87 |
| 02023000 | Deshuesada congelada | 0 | 0 | 0 | 0 | 0 | 0 | 0 | 0 | 0 | 0 | 0 | 0 | 0 |
| 02023001 | Carnes de ganado bovino, deshuesadas, congeladas | 61 | 0 | 0 | 0 | 58 | 97 | 0 | 4 | 5 | 2 | 12 | 16 | 255 |
| 02023002 | Carnes de ganado bovino, deshuesadas, cortados en formas propias para el consumo final, congeladas | 0 | 0 | 0 | 0 | 0 | 0 | 0 | 0 | 0 | 0 | 0 | 0 | 0 |
| | **SUMA** | **1,107** | **1,162** | **1,659** | **1,484** | **1,458** | **2,247** | **1,722** | **2,101** | **2,101** | **2,460** | **2,224** | **3,027** | **22,754** |
| **DESPOJOS COMESTIBLES FRESCOS, REFRIGERADOS Y CONGELADOS** | | | | | | | | | | | | | | |
| 02061000 | De la especie bovina, frescos o refrigerados | 0 | 0 | 0 | 0 | 0 | 0 | 0 | 0 | 0 | 0 | 0 | 0 | 0 |
| 02061001 | De la especie bovina, frescos o refrigerados | 25 | 25 | 34 | 40 | 44 | 49 | 26 | 26 | 46 | 51 | 39 | 51 | 456 |
| 02062100 | Lenguas congeladas | 0 | 0 | 0 | 0 | 0 | 0 | 0 | 0 | 0 | 0 | 0 | 0 | 0 |
| 02062101 | Lenguas. | 0 | 0 | 0 | 0 | 0 | 0 | 0 | 0 | 0 | 0 | 0 | 0 | 0 |
| 02062200 | Hígados congelados | 0 | 0 | 0 | 0 | 0 | 0 | 0 | 0 | 0 | 0 | 0 | 0 | 0 |
| 02062201 | Hígados. | 0 | 0 | 0 | 0 | 0 | 0 | 0 | 0 | 0 | 0 | 0 | 0 | 0 |
| 02062900 | Los demás congelados | 0 | 0 | 0 | 0 | 0 | 0 | 0 | 0 | 0 | 0 | 0 | 0 | 0 |
| 02062999 | Los demás congelados | 23 | 14 | 0 | 0 | 0 | 0 | 15 | 0 | 0 | 34 | 0 | 7 | 94 |
| 05040000 | Tripas, vejigas y estómagos de animales, excepto los de pescado, enteros o en trozos, frescos, refrigerados, congelados, salados o en salmuera, secos o ahumados. | 0 | 0 | 0 | 0 | 0 | 0 | 0 | 0 | 0 | 0 | 0 | 0 | 0 |
| 05040001 | Tripas, vejigas y estómagos de animales, excepto los de pescado, enteros o en trozos, frescos, refrigerados, congelados, salados o en salmuera, secos o ahumados. | 14 | 10 | 5 | 3 | 13 | 5 | 3 | 17 | 68 | 7 | 8 | 9 | 161 |
| | **SUMA** | **63** | **49** | **39** | **44** | **57** | **54** | **44** | **43** | **113** | **92** | **47** | **68** | **711** |
| **CARNE Y DESPOJOS COMESTIBLES, SALADOS O EN SALMUERA, SECOS O AHUMADOS; HARINA Y POLVO COMESTIBLES, DE CARNE O DE DESPOJOS** | | | | | | | | | | | | | | |
| 02102000 | Carne de la especie bovina | 0 | 0 | 0 | 0 | 0 | 0 | 0 | 0 | 0 | 0 | 0 | 0 | 0 |
| 02102001 | Carne de la especie bovina | 26 | 30 | 37 | 34 | 34 | 43 | 23 | 22 | 4 | 87 | 72 | 4 | 417 |
| 02109000 | Los demás, incluidos la harina y polvos comestibles, de carne y despojos | 0 | 0 | 0 | 0 | 0 | 0 | 0 | 0 | 0 | 0 | 0 | 0 | 0 |
| | **SUMA** | **26** | **30** | **37** | **34** | **34** | **43** | **23** | **22** | **4** | **87** | **72** | **4** | **417** |
| **SEMEN Y EMBRIONES** | | | | | | | | | | | | | | |
| 05111000 | Semen de bovino (Kg) | 0 | 0 | 0 | 0 | 0 | 0 | 0 | 0 | 0 | 0 | 0 | 0 | 0 |
| 05111001 | Semen de bovino (Kg) | 0 | 0 | 0 | 0 | 0 | 0 | 0 | 0 | 0 | 0 | 0 | 0 | 0 |
| 05119905 | Embriones de las especies de ganado bovino, equino, porcino, ovino y caprino (piezas) | 0 | 0 | 0 | 0 | 0 | 0 | 0 | 0 | 0 | 0 | 0 | 0 | 0 |
| | **SUMA** | **0** | **0** | **0** | **0** | **0** | **0** | **0** | **0** | **0** | **0** | **0** | **0** | **0** |
| **GRASA DE ANIMALES DE LAS ESPECIES BOVINA, OVINA O CAPRINA** | | | | | | | | | | | | | | |
| 15020000 | Grasa de animales de las especies bovina, ovina o caprina | 0 | 0 | 0 | 0 | 0 | 0 | 0 | 0 | 0 | 0 | 0 | 0 | 0 |
| 15020001 | Grasa de animales de las especies bovina, ovina o caprina | 0 | 0 | 14 | 5 | 0 | 0 | 13 | 0 | 0 | 24 | 0 | 0 | 56 |
| | **SUMA** | **0** | **0** | **14** | **5** | **0** | **0** | **13** | **0** | **0** | **24** | **0** | **0** | **56** |
| **PREPARACIONES Y CONSERVAS DE CARNE** | | | | | | | | | | | | | | |
| 16025000 | De la especie bovina | 0 | 0 | 0 | 0 | 0 | 0 | 0 | 0 | 0 | 0 | 0 | 0 | 0 |
| 16025001 | Víceras o labios cocidos, envasados herméticamente | 0 | 0 | 0 | 0 | 0 | 0 | 0 | 0 | 0 | 0 | 0 | 0 | 0 |
| 16025099 | Los demás | 622 | 440 | 418 | 610 | 771 | 406 | 194 | 444 | 473 | 516 | 650 | 750 | 6,293 |
| | **SUMA** | **622** | **440** | **418** | **610** | **771** | **406** | **194** | **444** | **473** | **516** | **650** | **750** | **6,293** |
| | **TOTAL** | **37,075** | **37,666** | **35,449** | **34,652** | **35,300** | **21,087** | **16,858** | **17,436** | **27,043** | **65,620** | **90,664** | **82,770** | **501,619** |

**FUENTE: CNG, ELABORADO CON ESTADÍSTICAS DE COMERCIO EXTERIOR DE BANCOMEXT**

**MEXICO, VOLUMEN DE LAS EXPORTACIONES DEFINITIVAS DEL SISTEMA PRODUCTIVO BOVINO**
Cabezas o Toneladas

**2004**

| FRACCION | DENOMINACION | Ene-04 | Feb-04 | Mar-04 | Abr-04 | May-04 | Jun-04 | Jul-04 | Ago-04 | Sep-04 | Oct-04 | Nov-04 | Dic-04 | Total |
|---|---|---|---|---|---|---|---|---|---|---|---|---|---|---|
| **ANIMALES VIVOS** | | | | | | | | | | | | | | |
| 01021000 | Reproductores de raza pura | 0 | 0 | 0 | 0 | 0 | 0 | 0 | 0 | 0 | 0 | 0 | 0 | 0 |
| 01021001 | Hembras de registro | 25 | 0 | 28 | 3 | 0 | 0 | 0 | 0 | 140 | 10 | 0 | 67 | 273 |
| 01021002 | Machos de registro | 0 | 0 | 0 | 0 | 0 | 0 | 0 | 0 | 0 | 0 | 0 | 0 | 0 |
| 01029000 | Los demás | 0 | 0 | 0 | 0 | 0 | 0 | 0 | 0 | 0 | 0 | 0 | 0 | 0 |
| 01029001 | Hembras | 0 | 0 | 0 | 0 | 0 | 0 | 0 | 0 | 0 | 0 | 0 | 0 | 0 |
| 01029002 | Machos | 0 | 0 | 25 | 0 | 0 | 0 | 0 | 8 | 0 | 0 | 1 | 0 | 34 |
| 01029003 | Toros de lidia | 0 | 0 | 0 | 0 | 0 | 0 | 0 | 0 | 0 | 0 | 0 | 0 | 0 |
| 01029099 | Los demás | 69,239 | 110,264 | 127,579 | 114,955 | 101,498 | 101,920 | 94,644 | 82,581 | 101,470 | 136,278 | 174,975 | 159,027 | 1,374,430 |
| | **SUMA** | **69,264** | **110,264** | **127,632** | **114,958** | **101,498** | **101,920** | **94,644** | **82,589** | **101,610** | **136,288** | **174,976** | **159,094** | **1,374,737** |
| **CARNE FRESCA, REFRIGERADA O CONGELADA** | | | | | | | | | | | | | | |
| 02011000 | En canales o medias canal fresca o refrigerada | 0 | 0 | 0 | 0 | 0 | 0 | 0 | 0 | 0 | 0 | 0 | 0 | 0 |
| 02011001 | En canales o medias canal fresca o refrigerada | 0 | 0 | 0 | 0 | 0 | 0 | 0 | 0 | 0 | 0 | 0 | 0 | 0 |
| 02012000 | Los demás cortes (trozos) frescos o refrigerados | 0 | 0 | 0 | 0 | 0 | 0 | 0 | 0 | 0 | 0 | 0 | 0 | 0 |
| 02012001 | Carnes de ganado bovino, sin deshuesar, frescos o refrigerados | 0 | 0 | 0 | 0 | 0 | 0 | 0 | 0 | 0 | 0 | 0 | 0 | 0 |
| 02012002 | Carnes de ganado bovino, sin deshuesar, cortados en formas propias para el consumo final, frescas o refrigeradas | 0 | 0 | 0 | 0 | 0 | 0 | 0 | 0 | 0 | 0 | 0 | 0 | 0 |
| 02012099 | Los demás cortes (trozos) sin deshuesar | 81 | 123 | 216 | 122 | 162 | 186 | 274 | 235 | 231 | 241 | 298 | 273 | 2,442 |
| 02013000 | Deshuesada fresca o refrigerada | 0 | 0 | 0 | 0 | 0 | 0 | 0 | 0 | 0 | 0 | 0 | 0 | 0 |
| 02013001 | Carnes de ganado bovino, deshuesadas frescos o refrigerados | 169 | 22 | 10 | 40 | 199 | 324 | 264 | 267 | 253 | 302 | 291 | 385 | 2,525 |
| 02013002 | Carnes de ganado bovino, deshuesadas, cortados en formas propias para el consumo final, frescas o refrigeradas | 0 | 0 | 0 | 0 | 0 | 0 | 0 | 0 | 0 | 0 | 0 | 0 | 0 |
| 02021000 | En canales o medias canal congeladas | 0 | 0 | 0 | 0 | 0 | 0 | 0 | 0 | 0 | 0 | 0 | 0 | 0 |
| 02021001 | En canales o medias canal congeladas | 0 | 0 | 0 | 0 | 0 | 0 | 0 | 0 | 0 | 0 | 0 | 19 | 19 |
| 02022000 | Los demás cortes (trozos) sin deshuesar congelados | 0 | 0 | 0 | 0 | 0 | 0 | 0 | 0 | 0 | 0 | 0 | 0 | 0 |
| 02022001 | Carnes de ganado bovino, sin deshuesar, congelados | 0 | 0 | 0 | 0 | 0 | 0 | 0 | 0 | 0 | 0 | 0 | 0 | 0 |
| 02022002 | Carnes de ganado bovino, sin deshuesar, cortados en formas propias para el consumo final, congelados | 0 | 0 | 0 | 0 | 0 | 0 | 0 | 0 | 0 | 0 | 0 | 0 | 0 |
| 02022099 | Los demás cortes (trozos) sin deshuesar congelados | 0 | 6 | 24 | 35 | 65 | 82 | 42 | 42 | 7 | 31 | 27 | 89 | 451 |
| 02023000 | Deshuesada congelada | 0 | 0 | 0 | 0 | 0 | 0 | 0 | 0 | 0 | 0 | 0 | 0 | 0 |
| 02023001 | Carnes de ganado bovino, deshuesadas, congeladas | 0 | 22 | 82 | 78 | 127 | 279 | 215 | 200 | 276 | 230 | 306 | 425 | 2,241 |
| 02023002 | Carnes de ganado bovino, deshuesadas, cortados en formas propias para el consumo final, congeladas | 0 | 0 | 0 | 0 | 0 | 0 | 0 | 0 | 0 | 0 | 0 | 0 | 0 |
| | **SUMA** | **250** | **172** | **332** | **276** | **553** | **871** | **796** | **744** | **768** | **804** | **921** | **1,192** | **7,678** |
| **DESPOJOS COMESTIBLES FRESCOS, REFRIGERADOS Y CONGELADOS** | | | | | | | | | | | | | | |
| 02061000 | De la especie bovina, frescos o refrigerados | 0 | 0 | 0 | 0 | 0 | 0 | 0 | 0 | 0 | 0 | 0 | 0 | 0 |
| 02061001 | De la especie bovina, frescos o refrigerados | 11 | 10 | 19 | 9 | 11 | 4 | 4 | 14 | 11 | 14 | 16 | 5 | 129 |
| 02062100 | Lenguas congeladas | 0 | 0 | 0 | 0 | 0 | 0 | 0 | 0 | 0 | 0 | 0 | 0 | 0 |
| 02062101 | Lenguas. | 0 | 0 | 2 | 2 | 1 | 14 | 21 | 42 | 44 | 21 | 22 | 22 | 191 |
| 02062200 | Hígados congelados | 0 | 0 | 0 | 0 | 0 | 0 | 0 | 0 | 0 | 0 | 0 | 0 | 0 |
| 02062201 | Hígados. | 0 | 0 | 0 | 0 | 0 | 0 | 0 | 0 | 0 | 100 | 0 | 50 | 150 |
| 02062900 | Los demás congelados | 0 | 0 | 0 | 0 | 0 | 0 | 0 | 0 | 0 | 0 | 0 | 0 | 0 |
| 02062999 | Los demás congelados | 0 | 10 | 24 | 16 | 29 | 60 | 26 | 49 | 36 | 40 | 48 | 90 | 429 |
| 05040000 | Tripas, vejigas y estómagos de animales, excepto los de pescado, enteros o en trozos, frescos, refrigerados, congelados, salados o en salmuera, secos o ahumados. | 0 | 0 | 0 | 0 | 0 | 0 | 0 | 0 | 0 | 0 | 0 | 0 | 0 |
| 05040001 | Tripas, vejigas y estómagos de animales, excepto los de pescado, enteros o en trozos, frescos, refrigerados, congelados, salados o en salmuera, secos o ahumados. | 2 | 1 | 6 | 3 | 9 | 41 | 3 | 24 | 25 | 14 | 26 | 32 | 186 |
| | **SUMA** | **11** | **20** | **44** | **27** | **41** | **78** | **51** | **106** | **91** | **175** | **86** | **168** | **899** |
| **CARNE Y DESPOJOS COMESTIBLES, SALADOS O EN SALMUERA, SECOS O AHUMADOS; HARINA Y POLVO COMESTIBLES, DE CARNE O DE DESPOJOS** | | | | | | | | | | | | | | |
| 02102000 | Carne de la especie bovina | 0 | 0 | 0 | 0 | 0 | 0 | 0 | 0 | 0 | 0 | 0 | 0 | 0 |
| 02102001 | Carne de la especie bovina | 1 | 0 | 0 | 0 | 0 | 0 | 2 | 0 | 1 | 0 | 1 | 0 | 6 |
| 02109000 | Los demás, incluidos la harina y polvos comestibles, de carne y despojos | 0 | 0 | 0 | 0 | 0 | 0 | 0 | 0 | 0 | 0 | 0 | 0 | 0 |
| | **SUMA** | **1** | **0** | **0** | **0** | **0** | **0** | **2** | **0** | **1** | **0** | **1** | **0** | **6** |
| **SEMEN Y EMBRIONES** | | | | | | | | | | | | | | |
| 05111000 | Semen de bovino (Kg) | 0 | 0 | 0 | 0 | 0 | 0 | 0 | 0 | 0 | 0 | 0 | 0 | 0 |
| 05111001 | Semen de bovino (Kg) | 0 | 0 | 0 | 0 | 0 | 0 | 0 | 0 | 30 | 0 | 0 | 0 | 30 |
| 5119905 | Embriones de las especies de ganado bovino, equino, porcino, ovino y caprino (piezas) | 0 | 0 | 0 | 0 | 0 | 0 | 0 | 0 | 292 | 0 | 0 | 0 | 292 |
| **GRASA DE ANIMALES DE LAS ESPECIES BOVINA, OVINA O CAPRINA** | | | | | | | | | | | | | | |
| 15020000 | Grasa de animales de las especies bovina, ovina o caprina | 0 | 0 | 0 | 0 | 0 | 0 | 0 | 0 | 0 | 0 | 0 | 0 | 0 |
| 15020001 | Grasa de animales de las especies bovina, ovina o caprina | 0 | 0 | 250 | 0 | 0 | 0 | 0 | 0 | 0 | 0 | 0 | 0 | 250 |
| | **SUMA** | **0** | **0** | **250** | **0** | **0** | **0** | **0** | **0** | **0** | **0** | **0** | **0** | **250** |
| **PREPARACIONES Y CONSERVAS DE CARNE** | | | | | | | | | | | | | | |
| 16025000 | De la especie bovina | 0 | 0 | 0 | 0 | 0 | 0 | 0 | 0 | 0 | 0 | 0 | 0 | 0 |
| 16025001 | Víceras o labios cocidos, envasados herméticamente | 0 | 0 | 0 | 0 | 0 | 0 | 0 | 0 | 0 | 0 | 0 | 0 | 0 |
| 16025099 | Los demás | 190 | 145 | 220 | 168 | 142 | 89 | 60 | 122 | 112 | 99 | 143 | 97 | 1,587 |
| | **SUMA** | **190** | **145** | **220** | **168** | **142** | **89** | **60** | **122** | **112** | **99** | **143** | **97** | **1,587** |

**FUENTE: CNG, ELABORADO CON ESTADÍSTICAS DE COMERCIO EXTERIOR DE BANCOMEXT**

**MEXICO, VALOR DE LAS EXPORTACIONES DEFINITIVAS DEL SISTEMA PRODUCTIVO BOVINC**
Miles de dólares

**2004**

| FRACCION | DENOMINACION | Ene-04 | Feb-04 | Mar-04 | Abr-04 | May-04 | Jun-04 | Jul-04 | Ago-04 | Sep-04 | Oct-04 | Nov-04 | Dic-04 | Total |
|---|---|---|---|---|---|---|---|---|---|---|---|---|---|---|
| **ANIMALES VIVOS** | | | | | | | | | | | | | | |
| 01021000 | Reproductores de raza pura | 0 | 0 | 0 | 0 | 0 | 0 | 0 | 0 | 0 | 0 | 0 | 0 | 0 |
| 01021001 | Hembras de registro | 31 | 0 | 15 | 2 | 0 | 0 | 0 | 0 | 220 | 21 | 0 | 70 | 359 |
| 01021002 | Machos de registro | 0 | 0 | 0 | 0 | 0 | 0 | 0 | 0 | 0 | 0 | 0 | 0 | 0 |
| 01029000 | Los demás | 0 | 0 | 0 | 0 | 0 | 0 | 0 | 0 | 0 | 0 | 0 | 0 | 0 |
| 01029001 | Hembras | 0 | 0 | 0 | 0 | 0 | 0 | 0 | 0 | 0 | 0 | 0 | 0 | 0 |
| 01029002 | Machos | 0 | 0 | 50 | 0 | 0 | 0 | 0 | 13 | 0 | 0 | 0 | 0 | 63 |
| 01029003 | Toros de lidia | 0 | 0 | 0 | 0 | 0 | 0 | 0 | 0 | 0 | 0 | 0 | 0 | 0 |
| 01029099 | Los demás | 27,702 | 43,673 | 51,170 | 45,410 | 40,364 | 40,390 | 38,272 | 32,900 | 40,775 | 58,002 | 75,077 | 69,241 | 562,975 |
| | **SUMA** | **27,733** | **43,673** | **51,235** | **45,411** | **40,364** | **40,390** | **38,272** | **32,913** | **40,994** | **58,023** | **75,077** | **69,311** | **563,397** |
| **CARNE FRESCA, REFRIGERADA O CONGELADA** | | | | | | | | | | | | | | |
| 02011000 | En canales o medias canal fresca o refrigerada | 0 | 0 | 0 | 0 | 0 | 0 | 0 | 0 | 0 | 0 | 0 | 0 | 0 |
| 02011001 | En canales o medias canal fresca o refrigerada | 0 | 0 | 0 | 0 | 0 | 0 | 0 | 0 | 0 | 0 | 0 | 0 | 0 |
| 02012000 | Los demás cortes (trozos) frescos o refrigerados | 0 | 0 | 0 | 0 | 0 | 0 | 0 | 0 | 0 | 0 | 0 | 0 | 0 |
| 02012001 | Carnes de ganado bovino, sin deshuesar, frescos o refrigerados | 0 | 0 | 0 | 0 | 0 | 0 | 0 | 0 | 0 | 0 | 0 | 0 | 0 |
| 02012002 | Carnes de ganado bovino, sin deshuesar, cortados en formas propias para el consumo final, frescas o refrigeradas | 0 | 0 | 0 | 0 | 0 | 0 | 0 | 0 | 0 | 0 | 0 | 0 | 0 |
| 02012099 | Los demás cortes (trozos) sin deshuesar | 420 | 654 | 1,227 | 698 | 942 | 1,158 | 1,717 | 1,504 | 1,488 | 1,543 | 1,882 | 1,571 | 14,805 |
| 02013000 | Deshuesada fresca o refrigerada | 0 | 0 | 0 | 0 | 0 | 0 | 0 | 0 | 0 | 0 | 0 | 0 | 0 |
| 02013001 | Carnes de ganado bovino, deshuesadas frescos o refrigerados | 1,350 | 181 | 113 | 254 | 1,450 | 2,196 | 1,859 | 1,990 | 1,893 | 2,143 | 1,957 | 2,621 | 18,006 |
| 02013002 | Carnes de ganado bovino, deshuesadas, cortados en formas propias para el consumo final, frescas o refrigeradas | 0 | 0 | 0 | 0 | 0 | 0 | 0 | 0 | 0 | 0 | 0 | 0 | 0 |
| 02021000 | En canales o medias canal congeladas | 0 | 0 | 0 | 0 | 0 | 0 | 0 | 0 | 0 | 0 | 0 | 0 | 0 |
| 02021001 | En canales o medias canal congeladas | 0 | 0 | 0 | 0 | 0 | 0 | 0 | 0 | 0 | 0 | 0 | 55 | 55 |
| 02022000 | Los demás cortes (trozos) sin deshuesar congelados | 0 | 0 | 0 | 0 | 0 | 0 | 0 | 0 | 0 | 0 | 0 | 0 | 0 |
| 02022001 | Carnes de ganado bovino, sin deshuesar, congelados | 0 | 0 | 0 | 0 | 0 | 0 | 0 | 0 | 0 | 0 | 0 | 0 | 0 |
| 02022002 | Carnes de ganado bovino, sin deshuesar, cortados en formas propias para el consumo final, congelados | 0 | 0 | 0 | 0 | 0 | 0 | 0 | 0 | 0 | 0 | 0 | 0 | 0 |
| 02022099 | Los demás cortes (trozos) sin deshuesar congelados | 0 | 14 | 53 | 140 | 223 | 208 | 124 | 100 | 25 | 83 | 76 | 215 | 1,263 |
| 02023000 | Deshuesada congelada | 0 | 0 | 0 | 0 | 0 | 0 | 0 | 0 | 0 | 0 | 0 | 0 | 0 |
| 02023001 | Carnes de ganado bovino, deshuesadas, congeladas | 0 | 53 | 325 | 283 | 512 | 1,066 | 987 | 1,188 | 1,749 | 1,607 | 1,892 | 2,133 | 11,794 |
| 02023002 | Carnes de ganado bovino, deshuesadas, cortados en formas propias para el consumo final, congeladas | 0 | 0 | 0 | 0 | 0 | 0 | 0 | 0 | 0 | 0 | 0 | 0 | 0 |
| | **SUMA** | **1,771** | **903** | **1,718** | **1,375** | **3,127** | **4,628** | **4,687** | **4,782** | **5,155** | **5,376** | **5,807** | **6,594** | **45,923** |
| **DESPOJOS COMESTIBLES FRESCOS, REFRIGERADOS Y CONGELADOS** | | | | | | | | | | | | | | |
| 02061000 | De la especie bovina, frescos o refrigerados | 0 | 0 | 0 | 0 | 0 | 0 | 0 | 0 | 0 | 0 | 0 | 0 | 0 |
| 02061001 | De la especie bovina, frescos o refrigerados | 46 | 48 | 70 | 26 | 32 | 16 | 15 | 36 | 30 | 39 | 44 | 23 | 425 |
| 02062100 | Lenguas congeladas | 0 | 0 | 0 | 0 | 0 | 0 | 0 | 0 | 0 | 0 | 0 | 0 | 0 |
| 02062101 | Lenguas. | 0 | 0 | 17 | 20 | 17 | 87 | 192 | 295 | 302 | 252 | 265 | 273 | 1,719 |
| 02062200 | Hígados congelados | 0 | 0 | 0 | 0 | 0 | 0 | 0 | 0 | 0 | 0 | 0 | 0 | 0 |
| 02062201 | Hígados. | 0 | 0 | 0 | 0 | 0 | 0 | 0 | 0 | 0 | 800 | 0 | 36 | 836 |
| 02062900 | Los demás congelados | 0 | 0 | 0 | 0 | 0 | 0 | 0 | 0 | 0 | 0 | 0 | 0 | 0 |
| 02062999 | Los demás congelados | 0 | 3 | 7 | 5 | 27 | 56 | 52 | 48 | 84 | 82 | 77 | 68 | 508 |
| 05040000 | Tripas, vejigas y estómagos de animales, excepto los de pescado, enteros o en trozos, frescos, refrigerados, congelados, salados o en salmuera, secos o ahumados. | 0 | 0 | 0 | 0 | 0 | 0 | 0 | 0 | 0 | 0 | 0 | 0 | 0 |
| 05040001 | Tripas, vejigas y estómagos de animales, excepto los de pescado, enteros o en trozos, frescos, refrigerados, congelados, salados o en salmuera, secos o ahumados. | 7 | 5 | 16 | 26 | 23 | 154 | 14 | 93 | 100 | 53 | 131 | 130 | 753 |
| | **SUMA** | **53** | **56** | **110** | **77** | **99** | **313** | **272** | **472** | **516** | **1,227** | **517** | **529** | **4,240** |
| **CARNE Y DESPOJOS COMESTIBLES, SALADOS O EN SALMUERA, SECOS O AHUMADOS; HARINA Y POLVO COMESTIBLES, DE CARNE O DE DESPOJOS** | | | | | | | | | | | | | | |
| 02102000 | Carne de la especie bovina | 0 | 0 | 0 | 0 | 0 | 0 | 0 | 0 | 0 | 0 | 0 | 0 | 0 |
| 02102001 | Carne de la especie bovina | 21 | 0 | 0 | 1 | 6 | 1 | 9 | 2 | 14 | 1 | 17 | 0 | 74 |
| 02109000 | Los demás, incluidos la harina y polvos comestibles, de carne y despojos | 0 | 0 | 0 | 0 | 0 | 0 | 0 | 0 | 0 | 0 | 0 | 0 | 0 |
| | **SUMA** | **21** | **0** | **0** | **1** | **6** | **1** | **9** | **2** | **14** | **1** | **17** | **0** | **74** |
| **SEMEN Y EMBRIONES** | | | | | | | | | | | | | | |
| 05111000 | Semen de bovino (Kg) | 0 | 0 | 0 | 0 | 0 | 0 | 0 | 0 | 0 | 0 | 0 | 0 | 0 |
| 05111001 | Semen de bovino (Kg) | 0 | 0 | 0 | 0 | 0 | 0 | 0 | 0 | 8 | 0 | 0 | 0 | 8 |
| 05119905 | Embriones de las especies de ganado bovino, equino, porcino, ovino y caprino (piezas) | 0 | 0 | 0 | 0 | 0 | 0 | 0 | 0 | 1 | 0 | 0 | 0 | 1 |
| | **SUMA** | **0** | **0** | **0** | **0** | **0** | **0** | **0** | **0** | **8** | **0** | **0** | **0** | **8** |
| **GRASA DE ANIMALES DE LAS ESPECIES BOVINA, OVINA O CAPRINA** | | | | | | | | | | | | | | |
| 15020000 | Grasa de animales de las especies bovina, ovina o caprina | 0 | 0 | 0 | 0 | 0 | 0 | 0 | 0 | 0 | 0 | 0 | 0 | 0 |
| 15020001 | Grasa de animales de las especies bovina, ovina o caprina | 0 | 0 | 124 | 0 | 0 | 0 | 0 | 0 | 0 | 0 | 0 | 0 | 124 |
| | **SUMA** | **0** | **0** | **124** | **0** | **0** | **0** | **0** | **0** | **0** | **0** | **0** | **0** | **124** |
| **PREPARACIONES Y CONSERVAS DE CARNE** | | | | | | | | | | | | | | |
| 16025000 | De la especie bovina | 0 | 0 | 0 | 0 | 0 | 0 | 0 | 0 | 0 | 0 | 0 | 0 | 0 |
| 16025001 | Víceras o labios cocidos, envasados herméticamente | 0 | 0 | 0 | 0 | 0 | 0 | 0 | 0 | 0 | 0 | 0 | 0 | 0 |
| 16025099 | Los demás | 644 | 511 | 784 | 621 | 479 | 311 | 223 | 455 | 395 | 347 | 494 | 332 | 5,597 |
| | **SUMA** | **644** | **511** | **784** | **621** | **479** | **311** | **223** | **455** | **395** | **347** | **494** | **332** | **5,597** |
| | **TOTAL** | **30,221** | **45,143** | **53,971** | **47,485** | **44,075** | **45,643** | **43,463** | **38,624** | **47,083** | **64,974** | **81,913** | **76,767** | **619,362** |

**FUENTE: CNG, ELABORADO CON ESTADÍSTICAS DE COMERCIO EXTERIOR DE BANCOMEXT**

**MEXICO, VOLUMEN DE LAS EXPORTACIONES DEFINITIVAS DEL SISTEMA PRODUCTIVO PORCINO**
Cabezas o Kilogramos

| FRACCION | DENOMINACION | 1993 | 1994 | 1995 | 1996 | 1997 | 1998 | 1999 | 2000 | 2001 | 2002 | 2003 | 2004 |
|---|---|---|---|---|---|---|---|---|---|---|---|---|---|
| **ANIMALES VIVOS** | | | | | | | | | | | | | |
| 01031000 | Reproductores de raza pura | | | 8 | 640 | 419 | | 4 | 10 | 137 | | | |
| 01031001 | Reproductores de raza pura | | | | | | | | | | 49 | | |
| 01039202 | De peso superior a 110 kg, excepto lo comprendido en las fracciones 0103.92.01 y 0103.92.03. | | | | | | | | | | | | 1 |
| 01039299 | Los demás | | | | | | | | | 64 | | 33 | |
| | **SUMA** | | | **8** | **640** | **419** | | **4** | **10** | **201** | **49** | **33** | **1** |
| **CARNE FRESCA, REFRIGERADA O CONGELADA** | | | | | | | | | | | | | |
| 02031100 | En canales o medias canales, frescas o refrigeradas | | | | | 1 | | | | | | | |
| 02031101 | Carnes de ganado porcino, sin deshuesar | | 30 | 4 | | | | | | | 155 | 211 | 243 |
| 02031199 | Los demás | | 0 | 18 | | | | | | | | | |
| 02031200 | Jamones, paletas y sus trozos, sin deshuesar, frescas o refrigeradas | | | | 0 | | 87 | 124 | 378 | 179 | 2 | | |
| 02031201 | Piernas, paletas y sus trozos | | | | | | | | | | 21 | 122 | 137 |
| 02031900 | Las demás | | | | 1 | 380 | 1,922 | 2,889 | 8,766 | 16,458 | 2,527 | | |
| 02031901 | Carnes de ganado porcino, deshuesadas | 11 | 0 | | | | | | | | | | |
| 02031902 | Carnes de ganado porcino, cortadas en formas propias para su consumo final | 114 | 0 | 311 | | | | | | | | | |
| 02031999 | Los demás | | | 18 | | | | | | | 5,506 | 4,982 | 5,921 |
| 02032101 | Carnes de ganado porcino, sin deshuesar | | 55 | 8 | | | | | | | | | |
| 02032200 | Jamones, paletas y sus trozos, sin deshuesar, congelados | 0 | | 0 | 161 | 216 | 1,880 | 2,521 | 1,214 | 458 | 1 | | |
| 02032201 | Piernas, paletas y sus trozos | | | | | | | | | | 15 | 252 | 394 |
| 02032900 | Las demás | | | | 12,915 | 21,814 | 17,583 | 17,948 | 19,066 | 18,036 | 4,047 | | |
| 02032901 | Carnes de ganado porcino, deshuesadas | 768 | 932 | 1,510 | | | | | | | | | |
| 02032902 | Carnes de ganado porcino, cortadas en formas propias para su consumo final | 2,115 | 1,998 | 3,534 | 65 | | | | | | | | |
| 02032999 | Los demás | 441 | 257 | 271 | | | | | | | 11,198 | 16,039 | 19,898 |
| | **SUMA** | **3,450** | **3,273** | **5,675** | **13,142** | **22,411** | **21,472** | **23,482** | **29,425** | **35,131** | **23,472** | **21,604** | **26,594** |
| **DESPOJOS COMESTIBLES FRESCOS, REFRIGERADOS Y CONGELADOS** | | | | | | | | | | | | | |
| 02063000 | De la especie porcina, frescos o refrigerados | | 0 | | | | 6 | 15 | 20 | 6 | | | |
| 02063001 | Pieles de cerdo enteras o en recortes, refrigerados, excepto el cuero precocido en trozos ("pellets"). | | | | | | | | | | | | 9 |
| 02063099 | Los demás | | | | | | | | | | 72 | 105 | 29 |
| 02064100 | Hígados | | | | | 1 | 17 | 18 | | 24 | | | |
| 02064101 | Hígados | | | | | | | | | | | 2 | 149 |
| 02064900 | Los demás | 55 | 17 | 33 | 23 | 25 | 105 | 296 | 182 | 60 | 1 | | |
| 02064901 | Pieles de cerdo enteras o en recortes | | | | | | | | | | | 19 | 4 |
| 02064999 | Los demás | | | | | | | | | | 305 | 1,046 | 1,397 |
| | **SUMA** | **55** | **17** | **33** | **23** | **26** | **127** | **329** | **202** | **90** | **378** | **1,172** | **1,588** |
| **TOCINO SIN PARTES MAGRAS Y GRASA, SIN FUNDIR NI EXTRAER DE OTRO MODO, FRESCOS, REFRIGERADOS, CONGELADOS, SALADOS O EN SALMUERA, SECOS O AHUMADOS.** | | | | | | | | | | | | | |
| 02090000 | Tocino sin partes magras | 4 | 6 | 84 | 23 | 82 | 25 | 654 | 1,119 | 550 | | | |
| 02090099 | Los demás | | | | | | | | | | | | 43 |
| | **SUMA** | **4** | **6** | **84** | **23** | **82** | **25** | **654** | **1,119** | **550** | | | **43** |
| **CARNE Y DESPOJOS COMESTIBLES, SALADOS O EN SALMUERA, SECOS O AHUMADOS; HARINA Y POLVO COMESTIBLES, DE CARNE O DE DESPOJOS.** | | | | | | | | | | | | | |
| 02101100 | Jamones, paletas y sus trozos, sin deshuesar | | 4 | 1 | 3 | 7 | 1 | | 22 | 1 | 0 | | |
| 02101101 | Jamones, paletas y sus trozos, sin deshuesar | | | | | | | | | | | 289 | 198 |
| 02101200 | Tocino entreverado de panceta y sus trozos | 181 | 200 | 397 | 897 | 286 | 222 | 1,121 | 935 | 409 | 9 | | |
| 02101201 | Tocino entreverado de panceta y sus trozos | | | | | | | | | | 55 | 50 | 57 |
| 02101900 | Las demás | 1 | 179 | 128 | 162 | 26 | 4 | 37 | 8 | 27 | 3 | | |
| 02101999 | Las demás | | | | | | | | | | 1 | 43 | 0 |
| | **SUMA** | **182** | **383** | **526** | **1,062** | **320** | **227** | **1,158** | **965** | **437** | **68** | **381** | **255** |
| **GRASA DE CERDO** | | | | | | | | | | | | | |
| 15010000 | Grasa de cerdo (incluida la manteca de cerdo) | 20 | 0 | 25 | 19 | 47 | 91 | 189 | 40 | 15 | 11 | | |
| 15010001 | Grasa de cerdo (incluida la manteca de cerdo) | | | | | | | | | | 12 | 17 | 0 |
| | **SUMA** | **20** | **0** | **25** | **19** | **47** | **91** | **189** | **40** | **15** | **24** | **17** | **0** |
| **PREPARACIONES Y CONSERVAS DE CARNE** | | | | | | | | | | | | | |
| 16024100 | Jamones y trozos de jamón | 175 | 245 | 8,694 | 923 | 812 | 787 | 826 | 792 | 478 | 11 | | |
| 16024101 | Jamones y trozos de jamón | | | | | | | | | | 63 | 38 | 45 |
| 16024200 | Paletas y trozos de paleteta | | | 1 | | | | | 14 | 0 | 0 | | |
| 16024900 | Las demás, incluidas las | 30 | 198 | 1,662 | 993 | 760 | 1,103 | 817 | 931 | 1,009 | 342 | | |
| 16024901 | Cuero de cerdo cocido en trozos | | | | | | | | | | 460 | 306 | 1,507 |
| 16024999 | Los demás | | | | | | | | | | 65 | 117 | 429 |
| | **SUMA** | **205** | **443** | **10,357** | **1,916** | **1,573** | **1,890** | **1,642** | **1,736** | **1,487** | **941** | **461** | **1,982** |

**FUENTE: CNG, ELABORADO CON ESTADÍSTICAS DE COMERCIO EXTERIOR DE BANCOMEXT**

**MEXICO, VALOR DE LAS EXPORTACIONES DEFINITIVAS DEL SISTEMA PRODUCTIVO PORCINO**
Miles de dólares

| FRACCION | DENOMINACION | 1993 | 1994 | 1995 | 1996 | 1997 | 1998 | 1999 | 2000 | 2001 | 2002 | 2003 | 2004 |
|---|---|---|---|---|---|---|---|---|---|---|---|---|---|
| **ANIMALES VIVOS** | | | | | | | | | | | | | |
| 01031000 | Reproductores de raza pura | | | 5 | 598 | 170 | | 1 | 7 | 110 | | | |
| 01031001 | Reproductores de raza pura | | | | | | | | | | 24 | | |
| 01039202 | De peso superior a 110 kg, excepto lo comprendido en las fracciones 0103.92.01 y 0103.92.03. | | | | | | | | | | | | 0 |
| 01039299 | Los demás | | | | | | | | | 6 | | 64 | |
| | **SUMA** | | | **5** | **598** | **170** | | **1** | **7** | **115** | **24** | **64** | **0** |
| **CARNE FRESCA, REFRIGERADA O CONGELADA** | | | | | | | | | | | | | |
| 02031100 | En canales o medias canales, frescas o refrigeradas | | | | | 2 | | | | | | | |
| 02031101 | Carnes de ganado porcino, sin deshuesar | | 150 | 11 | | | | | | | 925 | 525 | 1,345 |
| 02031199 | Los demás | | 0 | 48 | | | | | | | | | |
| 02031200 | Jamones, paletas y sus trozos, sin deshuesar, frescas o refrigeradas | | | | 0 | | 182 | 531 | 1,425 | 786 | 6 | | |
| 02031201 | Piernas, paletas y sus trozos | | | | | | | | | | 43 | 356 | 394 |
| 02031900 | Las demás | | | | 2 | 1,933 | 6,759 | 11,213 | 36,933 | 69,239 | 9,814 | | |
| 02031901 | Carnes de ganado porcino, deshuesadas | 46 | 0 | | | | | | | | | | |
| 02031902 | Carnes de ganado porcino, cortadas en formas propias para su consumo final | 576 | 2 | 1,109 | | | | | | | | | |
| 02031999 | Los demás | | | 51 | | | | | | | 20,227 | 19,247 | 25,185 |
| 02032101 | Carnes de ganado porcino, sin deshuesar | | 290 | 26 | | | | | | | | | |
| 02032200 | Jamones, paletas y sus trozos, sin deshuesar, congelados | 0 | | 1 | 449 | 728 | 6,621 | 7,949 | 3,503 | 1,447 | 5 | | |
| 02032201 | Piernas, paletas y sus trozos | | | | | | | | | | 40 | 1,053 | 1,597 |
| 02032900 | Las demás | | | | 48,382 | 85,431 | 58,579 | 62,198 | 72,535 | 66,346 | 14,174 | | |
| 02032901 | Carnes de ganado porcino, deshuesadas | 4,073 | 5,197 | 8,204 | | | | | | | | | |
| 02032902 | Carnes de ganado porcino, cortadas en formas propias para su consumo final | 10,110 | 10,317 | 15,846 | 200 | | | | | | | | |
| 02032999 | Los demás | 1,955 | 1,291 | 1,318 | | | | | | | 38,216 | 58,434 | 81,466 |
| | **SUMA** | **16,759** | **17,247** | **26,614** | **49,032** | **88,094** | **72,142** | **81,891** | **114,396** | **137,819** | **83,449** | **79,614** | **109,987** |
| **DESPOJOS COMESTIBLES FRESCOS, REFRIGERADOS Y CONGELADOS** | | | | | | | | | | | | | |
| 02063000 | De la especie porcina, frescos o refrigerados | | 0 | | | | 2 | 18 | 90 | 17 | | | |
| 02063001 | Pieles de cerdo enteras o en recortes, refrigerados, excepto el cuero precocido en trozos ("pellets"). | | | | | | | | | | | | 8 |
| 02063099 | Los demás | | | | | | | | | | 228 | 285 | 94 |
| 02064100 | Hígados | | | | | 1 | 8 | 8 | | 10 | | | |
| 02064101 | Hígados | | | | | | | | | | | 1 | 83 |
| 02064900 | Los demás | 79 | 28 | 33 | 22 | 13 | 308 | 315 | 218 | 147 | 0 | | |
| 02064901 | Pieles de cerdo enteras o en recortes | | | | | | | | | | | 10 | 4 |
| 02064999 | Los demás | | | | | | | | | | 379 | 2,364 | 4,595 |
| | **SUMA** | **79** | **28** | **33** | **22** | **13** | **319** | **341** | **308** | **174** | **607** | **2,660** | **4,785** |
| **TOCINO SIN PARTES MAGRAS Y GRASA, SIN FUNDIR NI EXTRAER DE OTRO MODO, FRESCOS, REFRIGERADOS, CONGELADOS, SALADOS O EN SALMUERA, SECOS O AHUMADOS.** | | | | | | | | | | | | | |
| 02090000 | Tocino sin partes magras | 25 | 29 | 178 | 49 | 219 | 55 | 2,464 | 4,898 | 2,768 | | | |
| 02090099 | Los demás | | | | | | | | | | | | 123 |
| | **SUMA** | **25** | **29** | **178** | **49** | **219** | **55** | **2,464** | **4,898** | **2,768** | | | **123** |
| **CARNE Y DESPOJOS COMESTIBLES, SALADOS O EN SALMUERA, SECOS O AHUMADOS; HARINA Y POLVO COMESTIBLES, DE CARNE O DE DESPOJOS.** | | | | | | | | | | | | | |
| 02101100 | Jamones, paletas y sus trozos, sin deshuesar | | 15 | 4 | 5 | 25 | 5 | | 50 | 4 | 0 | | |
| 02101101 | Jamones, paletas y sus trozos, sin deshuesar | | | | | | | | | | | 734 | 536 |
| 02101200 | Tocino entreverado de panceta y sus trozos | 963 | 1,040 | 2,032 | 3,535 | 1,269 | 767 | 4,041 | 4,181 | 2,306 | 34 | | |
| 02101201 | Tocino entreverado de panceta y sus trozos | | | | | | | | | | 176 | 196 | 226 |
| 02101900 | Las demás | 8 | 1,133 | 425 | 205 | 119 | 511 | 1,301 | 760 | 171 | 8 | | |
| 02101999 | Las demás | | | | | | | | | | 3 | 84 | 0 |
| | **SUMA** | **971** | **2,187** | **2,460** | **3,745** | **1,413** | **1,284** | **5,342** | **4,991** | **2,482** | **222** | **1,014** | **762** |
| **GRASA DE CERDO** | | | | | | | | | | | | | |
| 15010000 | Grasa de cerdo (incluida la manteca de cerdo) | 13 | 0 | 24 | 17 | 46 | 87 | 146 | 23 | 15 | 12 | | |
| 15010001 | Grasa de cerdo (incluida la manteca de cerdo) | | | | | | | | | | 12 | 19 | 0 |
| | **SUMA** | **13** | **0** | **24** | **17** | **46** | **87** | **146** | **23** | **15** | **24** | **19** | **0** |
| **PREPARACIONES Y CONSERVAS DE CARNE** | | | | | | | | | | | | | |
| 16024100 | Jamones y trozos de jamón | 960 | 1,024 | 2,074 | 2,427 | 1,879 | 1,284 | 1,210 | 1,360 | 871 | 45 | | |
| 16024101 | Jamones y trozos de jamón | | | | | | | | | | 108 | 65 | 91 |
| 16024200 | Paletas y trozos de paleteta | | | 3 | | | | | 30 | 2 | 3 | | |
| 16024900 | Las demás, incluidas las | 74 | 534 | 1,436 | 3,612 | 3,021 | 2,495 | 1,905 | 2,585 | 3,081 | 1,096 | | |
| 16024901 | Cuero de cerdo cocido en trozos | | | | | | | | | | 1,347 | 865 | 5,075 |
| 16024999 | Los demás | | | | | | | | | | 379 | 640 | 2,920 |
| | **SUMA** | **1,033** | **1,558** | **3,513** | **6,040** | **4,900** | **3,778** | **3,114** | **3,974** | **3,954** | **2,979** | **1,571** | **8,086** |
| | **TOTAL** | **18,880** | **21,050** | **32,828** | **59,502** | **94,857** | **77,665** | **93,299** | **128,596** | **147,327** | **87,304** | **84,941** | **123,743** |

**FUENTE: CNG, ELABORADO CON ESTADÍSTICAS DE COMERCIO EXTERIOR DE BANCOMEXT**

**MEXICO, VOLUMEN DE LAS EXPORTACIONES DEFINITIVAS DEL SISTEMA PRODUCTIVO PORCINO**
Cabezas o Kilogramos

**2003**

| FRACCION | DENOMINACION | Ene-03 | Feb-03 | Mar-03 | Abr-03 | May-03 | Jun-03 | Jul-03 | Ago-03 | Sep-03 | Oct-03 | Nov-03 | Dic-03 | Total |
|---|---|---|---|---|---|---|---|---|---|---|---|---|---|---|
| **ANIMALES VIVOS** | | | | | | | | | | | | | | |
| 01031000 | Reproductores de raza pura | | | | | | | | | | | | | |
| 01031001 | Reproductores de raza pura | | | | | | | | | | | | | |
| 01039202 | De peso superior a 110 kg, excepto lo comprendido en las fracciones 0103.92.01 y 0103.92.03. | | | | | | | | | | | | | |
| 01039299 | Los demás | | | | | | 33 | | | | | | | 33 |
| | **SUMA** | | | | | | **33** | | | | | | | **33** |
| **CARNE FRESCA, REFRIGERADA O CONGELADA** | | | | | | | | | | | | | | |
| 02031100 | En canales o medias canales, frescas o refrigeradas | | | | | | | | | | | | | |
| 02031101 | Carnes de ganado porcino, sin deshuesar | | | | | 125 | | | 42 | | 44 | | | 211 |
| 02031199 | Los demás | | | | | | | | | | | | | |
| 02031200 | Jamones, paletas y sus trozos, sin deshuesar, frescas o refrigeradas | | | | | | | | | | | | | |
| 02031201 | Piernas, paletas y sus trozos | 1 | 2 | 1 | 3 | 4 | 3 | 3 | 15 | 24 | 25 | 20 | 21 | 122 |
| 02031900 | Las demás | | | | | | | | | | | | | |
| 02031901 | Carnes de ganado porcino, deshuesadas | | | | | | | | | | | | | |
| 02031902 | Carnes de ganado porcino, cortadas en formas propias para su consumo final | | | | | | | | | | | | | |
| 02031999 | Los demás | 419 | 378 | 395 | 388 | 491 | 553 | 492 | 353 | 385 | 362 | 403 | 362 | 4,982 |
| 02032101 | Carnes de ganado porcino, sin deshuesar | | | | | | | | | | | | | |
| 02032200 | Jamones, paletas y sus trozos, sin deshuesar, congelados | | | | | | | | | | | | | |
| 02032201 | Piernas, paletas y sus trozos | 17 | 26 | 0 | 7 | 17 | 33 | 35 | 29 | 10 | 24 | 23 | 30 | 252 |
| 02032900 | Las demás | | | | | | | | | | | | | |
| 02032901 | Carnes de ganado porcino, deshuesadas | | | | | | | | | | | | | |
| 02032902 | Carnes de ganado porcino, cortadas en formas propias para su consumo final | | | | | | | | | | | | | |
| 02032999 | Los demás | 1,460 | 838 | 1,874 | 1,308 | 1,275 | 1,294 | 1,133 | 1,064 | 1,417 | 1,502 | 1,281 | 1,593 | 16,039 |
| | **SUMA** | **1,897** | **1,244** | **2,270** | **1,705** | **1,912** | **1,883** | **1,663** | **1,503** | **1,837** | **1,957** | **1,726** | **2,007** | **21,604** |
| **DESPOJOS COMESTIBLES FRESCOS, REFRIGERADOS Y CONGELADOS** | | | | | | | | | | | | | | |
| 02063000 | De la especie porcina, frescos o refrigerados | | | | | | | | | | | | | |
| 02063001 | Pieles de cerdo enteras o en recortes, refrigerados, excepto el cuero precocido en trozos ("pellets"). | | | | | | | | | | | | | |
| 02063099 | Los demás | | | | | | | 24 | 25 | 45 | 4 | 2 | 6 | 105 |
| 02064100 | Hígados | | | | | | | | | | | | | |
| 02064101 | Hígados | | | | | | | | 0 | 1 | 1 | | | 2 |
| 02064900 | Los demás | | | | | | | | | | | | | |
| 02064901 | Pieles de cerdo enteras o en recortes | | | | | | | | | 19 | | | | 19 |
| 02064999 | Los demás | 30 | 53 | 54 | 54 | 91 | 24 | 54 | 31 | 53 | 67 | 191 | 344 | 1,046 |
| | **SUMA** | **30** | **53** | **54** | **54** | **91** | **24** | **78** | **55** | **118** | **72** | **193** | **350** | **1,172** |
| **TOCINO SIN PARTES MAGRAS Y GRASA, SIN FUNDIR NI EXTRAER DE OTRO MODO, FRESCOS, REFRIGERADOS, CONGELADOS, SALADOS O EN SALMUERA, SECOS O AHUMADOS.** | | | | | | | | | | | | | | |
| 02090000 | Tocino sin partes magras | | | | | | | | | | | | | |
| 02090099 | Los demás | | | | | | | | | | | | | |
| | **SUMA** | | | | | | | | | | | | | |
| **CARNE Y DESPOJOS COMESTIBLES, SALADOS O EN SALMUERA, SECOS O AHUMADOS; HARINA Y POLVO COMESTIBLES, DE CARNE O DE DESPOJOS.** | | | | | | | | | | | | | | |
| 02101100 | Jamones, paletas y sus trozos, sin deshuesar | | | | | | | | | | | | | |
| 02101101 | Jamones, paletas y sus trozos, sin deshuesar | | | | | | 18 | | 9 | | 114 | 36 | 113 | 289 |
| 02101200 | Tocino entreverado de panceta y sus trozos | | | | | | | | | | | | | |
| 02101201 | Tocino entreverado de panceta y sus trozos | 4 | 4 | 4 | 5 | 4 | 4 | 4 | 3 | 5 | 5 | 5 | 2 | 50 |
| 02101900 | Las demás | | | | | | | | | | | | | |
| 02101999 | Las demás | | 11 | 0 | 4 | 25 | | | | | | 3 | | 43 |
| | **SUMA** | **4** | **15** | **4** | **9** | **29** | **22** | **4** | **12** | **5** | **118** | **43** | **115** | **381** |
| **GRASA DE CERDO** | | | | | | | | | | | | | | |
| 15010000 | Grasa de cerdo (incluida la manteca de cerdo) | | | | | | | | | | | | | |
| 15010001 | Grasa de cerdo (incluida la manteca de cerdo) | 5 | 2 | 3 | 2 | 2 | 1 | 2 | 1 | 0 | | | | 17 |
| | **SUMA** | **5** | **2** | **3** | **2** | **2** | **1** | **2** | **1** | **0** | | | | **17** |
| **PREPARACIONES Y CONSERVAS DE CARNE** | | | | | | | | | | | | | | |
| 16024100 | Jamones y trozos de jamón | | | | | | | | | | | | | |
| 16024101 | Jamones y trozos de jamón | | 0 | 28 | 0 | 0 | 0 | | 7 | 1 | | 1 | 0 | 38 |
| 16024200 | Paletas y trozos de paleteta | | | | | | | | | | | | | |
| 16024900 | Las demás, incluidas las | | | | | | | | | | | | | |
| 16024901 | Cuero de cerdo cocido en trozos | 0 | 20 | 5 | 0 | 5 | 31 | 10 | 0 | 20 | 0 | 180 | 35 | 306 |
| 16024999 | Los demás | 16 | 23 | 18 | 9 | 6 | 7 | 1 | 10 | 6 | 7 | 12 | 4 | 117 |
| | **SUMA** | **17** | **43** | **52** | **9** | **11** | **38** | **10** | **17** | **26** | **7** | **193** | **39** | **461** |

**FUENTE: CNG, ELABORADO CON ESTADÍSTICAS DE COMERCIO EXTERIOR DE BANCOMEXT**

**MEXICO, VALOR DE LAS EXPORTACIONES DEFINITIVAS DEL SISTEMA PRODUCTIVO PORCINO**
Miles de dólares

| | | 2003 | | | | | | | | | | | | |
|---|---|---|---|---|---|---|---|---|---|---|---|---|---|---|
| **FRACCION** | **DENOMINACION** | **Ene-03** | **Feb-03** | **Mar-03** | **Abr-03** | **May-03** | **Jun-03** | **Jul-03** | **Ago-03** | **Sep-03** | **Oct-03** | **Nov-03** | **Dic-03** | **Total** |
| **ANIMALES VIVOS** | | | | | | | | | | | | | | |
| 01031000 | Reproductores de raza pura | | | | | | | | | | | | | |
| 01031001 | Reproductores de raza pura | | | | | | | | | | | | | |
| 01039202 | De peso superior a 110 kg, excepto lo comprendido en las fracciones 0103.92.01 y 0103.92.03. | | | | | | | | | | | | | |
| 01039299 | Los demás | | | | | | 64 | | | | | | | 64 |
| | **SUMA** | | | | | | **64** | | | | | | | **64** |
| **CARNE FRESCA, REFRIGERADA O CONGELADA** | | | | | | | | | | | | | | |
| 02031100 | En canales o medias canales, frescas o refrigeradas | | | | | | | | | | | | | |
| 02031101 | Carnes de ganado porcino, sin deshuesar | | | | | 128 | | | 222 | | 175 | | | 525 |
| 02031199 | Los demás | | | | | | | | | | | | | |
| 02031200 | Jamones, paletas y sus trozos, sin deshuesar, frescas o refrigeradas | | | | | | | | | | | | | |
| 02031201 | Piernas, paletas y sus trozos | 4 | 6 | 4 | 8 | 13 | 9 | 11 | 63 | 61 | 66 | 53 | 56 | 356 |
| 02031900 | Las demás | | | | | | | | | | | | | |
| 02031901 | Carnes de ganado porcino, deshuesadas | | | | | | | | | | | | | |
| 02031902 | Carnes de ganado porcino, cortadas en formas propias para su consumo final | | | | | | | | | | | | | |
| 02031999 | Los demás | 1,575 | 1,436 | 1,482 | 1,446 | 1,813 | 1,980 | 1,943 | 1,486 | 1,610 | 1,503 | 1,593 | 1,380 | 19,247 |
| 02032101 | Carnes de ganado porcino, sin deshuesar | | | | | | | | | | | | | |
| 02032200 | Jamones, paletas y sus trozos, sin deshuesar, congelados | | | | | | | | | | | | | |
| 02032201 | Piernas, paletas y sus trozos | 42 | 61 | 0 | 39 | 76 | 128 | 151 | 149 | 60 | 118 | 112 | 117 | 1,053 |
| 02032900 | Las demás | | | | | | | | | | | | | |
| 02032901 | Carnes de ganado porcino, deshuesadas | | | | | | | | | | | | | |
| 02032902 | Carnes de ganado porcino, cortadas en formas propias para su consumo final | | | | | | | | | | | | | |
| 02032999 | Los demás | 4,622 | 2,685 | 6,097 | 4,425 | 4,540 | 4,464 | 4,594 | 4,357 | 5,653 | 5,835 | 5,020 | 6,142 | 58,434 |
| | **SUMA** | **6,242** | **4,188** | **7,583** | **5,919** | **6,570** | **6,582** | **6,698** | **6,277** | **7,385** | **7,696** | **6,778** | **7,695** | **79,614** |
| **DESPOJOS COMESTIBLES FRESCOS, REFRIGERADOS Y CONGELADOS** | | | | | | | | | | | | | | |
| 02063000 | De la especie porcina, frescos o refrigerados | | | | | | | | | | | | | |
| 02063001 | Pieles de cerdo enteras o en recortes, refrigerados, excepto el cuero precocido en trozos ("pellets"). | | | | | | | | | | | | | |
| 02063099 | Los demás | | | | | | | 65 | 66 | 146 | 3 | 1 | 4 | 285 |
| 02064100 | Hígados | | | | | | | | | | | | | |
| 02064101 | Hígados | | | | | | | | 0 | 1 | 1 | | | 1 |
| 02064900 | Los demás | | | | | | | | | | | | | |
| 02064901 | Pieles de cerdo enteras o en recortes | | | | | | | | | 10 | | | | 10 |
| 02064999 | Los demás | 13 | 147 | 152 | 121 | 252 | 10 | 61 | 22 | 49 | 62 | 495 | 980 | 2,364 |
| | **SUMA** | **13** | **147** | **152** | **121** | **252** | **10** | **126** | **88** | **206** | **65** | **496** | **984** | **2,660** |
| **TOCINO SIN PARTES MAGRAS Y GRASA, SIN FUNDIR NI EXTRAER DE OTRO MODO, FRESCOS, REFRIGERADOS, CONGELADOS, SALADOS O EN SALMUERA, SECOS O AHUMADOS.** | | | | | | | | | | | | | | |
| 02090000 | Tocino sin partes magras | | | | | | | | | | | | | |
| 02090099 | Los demás | | | | | | | | | | | | | |
| | **SUMA** | | | | | | | | | | | | | |
| **CARNE Y DESPOJOS COMESTIBLES, SALADOS O EN SALMUERA, SECOS O AHUMADOS; HARINA Y POLVO COMESTIBLES, DE CARNE O DE DESPOJOS.** | | | | | | | | | | | | | | |
| 02101100 | Jamones, paletas y sus trozos, sin deshuesar | | | | | | | | | | | | | |
| 02101101 | Jamones, paletas y sus trozos, sin deshuesar | | | | | | 40 | | 23 | | 319 | 77 | 275 | 734 |
| 02101200 | Tocino entreverado de panceta y sus trozos | | | | | | | | | | | | | |
| 02101201 | Tocino entreverado de panceta y sus trozos | 14 | 13 | 12 | 18 | 15 | 17 | 21 | 16 | 27 | 18 | 18 | 8 | 196 |
| 02101900 | Las demás | | | | | | | | | | | | | |
| 02101999 | Las demás | | 18 | 0 | 7 | 46 | | | | | | 12 | | 84 |
| | **SUMA** | **14** | **31** | **12** | **25** | **61** | **57** | **21** | **40** | **27** | **336** | **107** | **283** | **1,014** |
| **GRASA DE CERDO** | | | | | | | | | | | | | | |
| 15010000 | Grasa de cerdo (incluida la manteca de cerdo) | | | | | | | | | | | | | |
| 15010001 | Grasa de cerdo (incluida la manteca de cerdo) | 5 | 1 | 4 | 2 | 2 | 2 | 1 | 1 | 1 | | | | 19 |
| | **SUMA** | **5** | **1** | **4** | **2** | **2** | **2** | **1** | **1** | **1** | | | | **19** |
| **PREPARACIONES Y CONSERVAS DE CARNE** | | | | | | | | | | | | | | |
| 16024100 | Jamones y trozos de jamón | | | | | | | | | | | | | |
| 16024101 | Jamones y trozos de jamón | | 2 | 34 | 2 | 1 | 2 | | 16 | 3 | | 5 | 0 | 65 |
| 16024200 | Paletas y trozos de paleteta | | | | | | | | | | | | | |
| 16024900 | Las demás, incluidas las | | | | | | | | | | | | | |
| 16024901 | Cuero de cerdo cocido en trozos | 2 | 59 | 18 | 0 | 18 | 91 | 29 | 1 | 58 | 0 | 493 | 96 | 865 |
| 16024999 | Los demás | 80 | 143 | 84 | 50 | 54 | 37 | 3 | 13 | 33 | 42 | 73 | 29 | 640 |
| | **SUMA** | **82** | **204** | **136** | **53** | **74** | **130** | **32** | **29** | **94** | **42** | **570** | **125** | **1,571** |
| | **TOTAL** | **6,356** | **4,571** | **7,886** | **6,120** | **6,959** | **6,844** | **6,878** | **6,434** | **7,713** | **8,140** | **7,951** | **9,088** | **84,941** |

**FUENTE: CNG, ELABORADO CON ESTADÍSTICAS DE COMERCIO EXTERIOR DE BANCOMEXT**

**MEXICO, VOLUMEN DE LAS EXPORTACIONES DEFINITIVAS DEL SISTEMA PRODUCTIVO PORCINO**
Cabezas o Kilogramos

| | | 2004 | | | | | | | | | | | | |
|---|---|---|---|---|---|---|---|---|---|---|---|---|---|---|
| **FRACCION** | **DENOMINACION** | **Ene-04** | **Feb-04** | **Mar-04** | **Abr-04** | **May-04** | **Jun-04** | **Jul-04** | **Ago-04** | **Sep-04** | **Oct-04** | **Nov-04** | **Dic-04** | **Total** |
| **ANIMALES VIVOS** | | | | | | | | | | | | | | |
| 01031000 | Reproductores de raza pura | | | | | | | | | | | | | |
| 01031001 | Reproductores de raza pura | | | | | | | | | | | | | |
| 01039202 | De peso superior a 110 kg, excepto lo comprendido en las fracciones 0103.92.01 y 0103.92.03. | | | | | | | | | | 1 | | | 1 |
| 01039299 | Los demás | | | | | | | | | | | | | |
| | **SUMA** | | | | | | | | | | **1** | | | **1** |
| **CARNE FRESCA, REFRIGERADA O CONGELADA** | | | | | | | | | | | | | | |
| 02031100 | En canales o medias canales, frescas o refrigeradas | | | | | | | | | | | | | |
| 02031101 | Carnes de ganado porcino, sin deshuesar | | 20 | 20 | | 43 | 64 | 23 | 20 | 20 | | | 32 | 243 |
| 02031199 | Los demás | | | | | | | | | | | | | |
| 02031200 | Jamones, paletas y sus trozos, sin deshuesar, frescas o refrigeradas | | | | | | | | | | | | | |
| 02031201 | Piernas, paletas y sus trozos | 20 | 22 | 28 | 36 | 27 | 0 | 1 | 0 | 0 | 0 | 0 | 0 | 137 |
| 02031900 | Las demás | | | | | | | | | | | | | |
| 02031901 | Carnes de ganado porcino, deshuesadas | | | | | | | | | | | | | |
| 02031902 | Carnes de ganado porcino, cortadas en formas propias para su consumo final | | | | | | | | | | | | | |
| 02031999 | Los demás | 406 | 439 | 467 | 516 | 717 | 505 | 441 | 504 | 442 | 450 | 590 | 444 | 5,921 |
| 02032101 | Carnes de ganado porcino, sin deshuesar | | | | | | | | | | | | | |
| 02032200 | Jamones, paletas y sus trozos, sin deshuesar, congelados | | | | | | | | | | | | | |
| 02032201 | Piernas, paletas y sus trozos | 26 | 8 | 25 | 28 | 32 | 53 | 66 | 34 | 15 | 5 | 74 | 29 | 394 |
| 02032900 | Las demás | | | | | | | | | | | | | |
| 02032901 | Carnes de ganado porcino, deshuesadas | | | | | | | | | | | | | |
| 02032902 | Carnes de ganado porcino, cortadas en formas propias para su consumo final | | | | | | | | | | | | | |
| 02032999 | Los demás | 1,027 | 1,537 | 2,004 | 1,431 | 1,750 | 1,901 | 1,370 | 1,349 | 1,512 | 1,614 | 2,012 | 2,392 | 19,898 |
| | **SUMA** | **1,479** | **2,027** | **2,544** | **2,011** | **2,568** | **2,524** | **1,900** | **1,908** | **1,989** | **2,070** | **2,677** | **2,897** | **26,594** |
| **DESPOJOS COMESTIBLES FRESCOS, REFRIGERADOS Y CONGELADOS** | | | | | | | | | | | | | | |
| 02063000 | De la especie porcina, frescos o refrigerados | | | | | | | | | | | | | |
| 02063001 | Pieles de cerdo enteras o en recortes, refrigerados, excepto el cuero precocido en trozos ("pellets"). | | | | | | | | | | 9 | | | 9 |
| 02063099 | Los demás | 20 | 3 | 3 | 2 | 2 | | | | | | | | 29 |
| 02064100 | Hígados | | | | | | | | | | | | | |
| 02064101 | Hígados | | | | 25 | | 25 | 25 | 25 | 2 | 25 | | 25 | 149 |
| 02064900 | Los demás | | | | | | | | | | | | | |
| 02064901 | Pieles de cerdo enteras o en recortes | | | | | | | | | | 4 | | | 4 |
| 02064999 | Los demás | 258 | 212 | 223 | 221 | 116 | 194 | 48 | 22 | 48 | 20 | 17 | 18 | 1,397 |
| | **SUMA** | **278** | **215** | **226** | **247** | **118** | **219** | **72** | **46** | **49** | **58** | **17** | **42** | **1,588** |
| **TOCINO SIN PARTES MAGRAS Y GRASA, SIN FUNDIR NI EXTRAER DE OTRO MODO, FRESCOS, REFRIGERADOS, CONGELADOS, SALADOS O EN SALMUERA, SECOS O AHUMADOS.** | | | | | | | | | | | | | | |
| 02090000 | Tocino sin partes magras | | | | | | | | | | | | | |
| 02090099 | Los demás | 1 | | 0 | 2 | | 0 | 0 | 21 | | | 19 | | 43 |
| | **SUMA** | **1** | | **0** | **2** | | **0** | **0** | **21** | | | **19** | | **43** |
| **CARNE Y DESPOJOS COMESTIBLES, SALADOS O EN SALMUERA, SECOS O AHUMADOS; HARINA Y POLVO COMESTIBLES, DE CARNE O DE DESPOJOS.** | | | | | | | | | | | | | | |
| 02101100 | Jamones, paletas y sus trozos, sin deshuesar | | | | | | | | | | | | | |
| 02101101 | Jamones, paletas y sus trozos, sin deshuesar | 28 | 109 | 8 | 29 | | | | | 0 | | | 24 | 198 |
| 02101200 | Tocino entreverado de panceta y sus trozos | | | | | | | | | | | | | |
| 02101201 | Tocino entreverado de panceta y sus trozos | 6 | 6 | 4 | 2 | 6 | 4 | 5 | 6 | 4 | 4 | 7 | 4 | 57 |
| 02101900 | Las demás | | | | | | | | | | | | | |
| 02101999 | Las demás | | | 0 | | | | | | | | | | 0 |
| | **SUMA** | **34** | **115** | **12** | **31** | **6** | **4** | **5** | **6** | **5** | **4** | **7** | **28** | **255** |
| **GRASA DE CERDO** | | | | | | | | | | | | | | |
| 15010000 | Grasa de cerdo (incluida la manteca de cerdo) | | | | | | | | | | | | | |
| 15010001 | Grasa de cerdo (incluida la manteca de cerdo) | 0 | 0 | 0 | | 0 | | | | | | | | 0 |
| | **SUMA** | **0** | **0** | **0** | | **0** | | | | | | | | **0** |
| **PREPARACIONES Y CONSERVAS DE CARNE** | | | | | | | | | | | | | | |
| 16024100 | Jamones y trozos de jamón | | | | | | | | | | | | | |
| 16024101 | Jamones y trozos de jamón | 0 | 13 | 30 | | 1 | 0 | | 1 | 0 | 0 | 1 | 0 | 45 |
| 16024200 | Paletas y trozos de paleteta | | | | | | | | | | | | | |
| 16024900 | Las demás, incluidas las | | | | | | | | | | | | | |
| 16024901 | Cuero de cerdo cocido en trozos | 69 | 156 | 220 | 87 | 180 | 72 | 131 | 64 | 51 | 134 | 154 | 189 | 1,507 |
| 16024999 | Los demás | 1 | 11 | 8 | 61 | 60 | 71 | 49 | 72 | 56 | 8 | 19 | 15 | 429 |
| | **SUMA** | **69** | **179** | **258** | **148** | **241** | **143** | **180** | **137** | **107** | **142** | **174** | **203** | **1,982** |

**FUENTE: CNG, ELABORADO CON ESTADÍSTICAS DE COMERCIO EXTERIOR DE BANCOMEXT**

**MEXICO, VALOR DE LAS EXPORTACIONES DEFINITIVAS DEL SISTEMA PRODUCTIVO PORCINO**
Miles de dólares

| | | 2004 | | | | | | | | | | | | |
|---|---|---|---|---|---|---|---|---|---|---|---|---|---|---|
| **FRACCION** | **DENOMINACION** | **Ene-04** | **Feb-04** | **Mar-04** | **Abr-04** | **May-04** | **Jun-04** | **Jul-04** | **Ago-04** | **Sep-04** | **Oct-04** | **Nov-04** | **Dic-04** | **Total** |
| **ANIMALES VIVOS** | | | | | | | | | | | | | | |
| 01031000 | Reproductores de raza pura | | | | | | | | | | | | | |
| 01031001 | Reproductores de raza pura | | | | | | | | | | | | | |
| 01039202 | De peso superior a 110 kg, excepto lo comprendido en las fracciones 0103.92.01 y 0103.92.03. | | | | | | | | | | 0 | | | 0 |
| 01039299 | Los demás | | | | | | | | | | | | | |
| | **SUMA** | | | | | | | | | | **0** | | | **0** |
| **CARNE FRESCA, REFRIGERADA O CONGELADA** | | | | | | | | | | | | | | |
| 02031100 | En canales o medias canales, frescas o refrigeradas | | | | | | | | | | | | | |
| 02031101 | Carnes de ganado porcino, sin deshuesar | | 119 | 113 | | 226 | 332 | 126 | 129 | 129 | | | 169 | 1,345 |
| 02031199 | Los demás | | | | | | | | | | | | | |
| 02031200 | Jamones, paletas y sus trozos, sin deshuesar, frescas o refrigeradas | | | | | | | | | | | | | |
| 02031201 | Piernas, paletas y sus trozos | 52 | 63 | 83 | 111 | 74 | 2 | 4 | 2 | 2 | 1 | 2 | 1 | 394 |
| 02031900 | Las demás | | | | | | | | | | | | | |
| 02031901 | Carnes de ganado porcino, deshuesadas | | | | | | | | | | | | | |
| 02031902 | Carnes de ganado porcino, cortadas en formas propias para su consumo final | | | | | | | | | | | | | |
| 02031999 | Los demás | 1,607 | 1,700 | 1,821 | 2,136 | 3,052 | 2,248 | 2,055 | 2,285 | 1,942 | 1,942 | 2,495 | 1,904 | 25,185 |
| 02032101 | Carnes de ganado porcino, sin deshuesar | | | | | | | | | | | | | |
| 02032200 | Jamones, paletas y sus trozos, sin deshuesar, congelados | | | | | | | | | | | | | |
| 02032201 | Piernas, paletas y sus trozos | 91 | 41 | 86 | 118 | 155 | 197 | 313 | 198 | 68 | 14 | 240 | 74 | 1,597 |
| 02032900 | Las demás | | | | | | | | | | | | | |
| 02032901 | Carnes de ganado porcino, deshuesadas | | | | | | | | | | | | | |
| 02032902 | Carnes de ganado porcino, cortadas en formas propias para su consumo final | | | | | | | | | | | | | |
| 02032999 | Los demás | 4,052 | 5,769 | 7,803 | 5,663 | 7,141 | 7,873 | 6,201 | 5,784 | 6,896 | 6,744 | 8,190 | 9,350 | 81,466 |
| | **SUMA** | **5,802** | **7,691** | **9,906** | **8,028** | **10,648** | **10,653** | **8,698** | **8,398** | **9,037** | **8,701** | **10,926** | **11,498** | **109,987** |
| **DESPOJOS COMESTIBLES FRESCOS, REFRIGERADOS Y CONGELADOS** | | | | | | | | | | | | | | |
| 02063000 | De la especie porcina, frescos o refrigerados | | | | | | | | | | | | | |
| 02063001 | Pieles de cerdo enteras o en recortes, refrigerados, excepto el cuero precocido en trozos ("pellets"). | | | | | | | | | | 8 | | | 8 |
| 02063099 | Los demás | 87 | 2 | 2 | 1 | 1 | | | | | | | | 94 |
| 02064100 | Hígados | | | | | | | | | | | | | |
| 02064101 | Hígados | | | | 14 | | 14 | 15 | 15 | 1 | 12 | | 14 | 83 |
| 02064900 | Los demás | | | | | | | | | | | | | |
| 02064901 | Pieles de cerdo enteras o en recortes | | | | | | | | | | 4 | | | 4 |
| 02064999 | Los demás | 838 | 658 | 765 | 866 | 392 | 794 | 168 | 9 | 83 | 8 | 7 | 7 | 4,595 |
| | **SUMA** | **925** | **661** | **767** | **881** | **393** | **808** | **183** | **24** | **84** | **33** | **7** | **21** | **4,785** |
| **TOCINO SIN PARTES MAGRAS Y GRASA, SIN FUNDIR NI EXTRAER DE OTRO MODO, FRESCOS, REFRIGERADOS, CONGELADOS, SALADOS O EN SALMUERA, SECOS O AHUMADOS.** | | | | | | | | | | | | | | |
| 02090000 | Tocino sin partes magras | | | | | | | | | | | | | |
| 02090099 | Los demás | 0 | | 0 | 5 | | 0 | 0 | 109 | | | 9 | | 123 |
| | **SUMA** | **0** | | **0** | **5** | | **0** | **0** | **109** | | | **9** | | **123** |
| **CARNE Y DESPOJOS COMESTIBLES, SALADOS O EN SALMUERA, SECOS O AHUMADOS; HARINA Y POLVO COMESTIBLES, DE CARNE O DE DESPOJOS.** | | | | | | | | | | | | | | |
| 02101100 | Jamones, paletas y sus trozos, sin deshuesar | | | | | | | | | | | | | |
| 02101101 | Jamones, paletas y sus trozos, sin deshuesar | 66 | 252 | 20 | 128 | | | | | 1 | | | 69 | 536 |
| 02101200 | Tocino entreverado de panceta y sus trozos | | | | | | | | | | | | | |
| 02101201 | Tocino entreverado de panceta y sus trozos | 24 | 24 | 16 | 9 | 24 | 17 | 18 | 23 | 17 | 13 | 24 | 16 | 226 |
| 02101900 | Las demás | | | | | | | | | | | | | |
| 02101999 | Las demás | | | 0 | | | | | | | | | | 0 |
| | **SUMA** | **90** | **276** | **37** | **137** | **24** | **17** | **18** | **23** | **18** | **13** | **24** | **85** | **762** |
| **GRASA DE CERDO** | | | | | | | | | | | | | | |
| 15010000 | Grasa de cerdo (incluida la manteca de cerdo) | | | | | | | | | | | | | |
| 15010001 | Grasa de cerdo (incluida la manteca de cerdo) | 0 | 0 | 0 | | 0 | | | | | | | | 0 |
| | **SUMA** | **0** | **0** | **0** | | **0** | | | | | | | | **0** |
| **PREPARACIONES Y CONSERVAS DE CARNE** | | | | | | | | | | | | | | |
| 16024100 | Jamones y trozos de jamón | | | | | | | | | | | | | |
| 16024101 | Jamones y trozos de jamón | 0 | 19 | 55 | | 6 | 0 | | 5 | 1 | 1 | 4 | 1 | 91 |
| 16024200 | Paletas y trozos de paleteta | | | | | | | | | | | | | |
| 16024900 | Las demás, incluidas las | | | | | | | | | | | | | |
| 16024901 | Cuero de cerdo cocido en trozos | 180 | 428 | 623 | 288 | 570 | 242 | 401 | 225 | 216 | 521 | 634 | 747 | 5,075 |
| 16024999 | Los demás | 4 | 67 | 57 | 428 | 384 | 522 | 303 | 468 | 354 | 66 | 160 | 107 | 2,920 |
| | **SUMA** | **184** | **514** | **735** | **716** | **960** | **764** | **704** | **698** | **570** | **588** | **797** | **854** | **8,086** |
| | **TOTAL** | **7,001** | **9,142** | **11,445** | **9,768** | **12,026** | **12,242** | **9,603** | **9,251** | **9,709** | **9,335** | **11,763** | **12,458** | **123,743** |

**FUENTE: CNG, ELABORADO CON ESTADÍSTICAS DE COMERCIO EXTERIOR DE BANCOMEXT**

**MEXICO, VOLUMEN DE LAS EXPORTACIONES DEFINITIVAS DEL SISTEMA PRODUCTIVO OVICAPRINO**
Cabezas o Toneladas

| FRACCION | DENOMINACION | 1993 | 1994 | 1995 | 1996 | 1997 | 1998 | 1999 | 2000 | 2001 | 2002 | 2003 | 2004 |
|---|---|---|---|---|---|---|---|---|---|---|---|---|---|
| **ANIMALES VIVOS** | | | | | | | | | | | | | |
| 01041000 | De la especie ovina | | | | 3,100 | 2,913 | 2,966 | 2,993 | 1,801 | 988 | | | |
| 01041001 | Machos de registro | | | | | | | | | | | 1 | 134 |
| 01041002 | De raza pura sin registro | | 80 | | | | | | | | | | |
| 01041099 | Los demás | | | 1,661 | | | | | | | 16 | 33 | 1,271 |
| 01042000 | De la especie caprina | | | | 260 | | | | | 113 | | | |
| 01042001 | Con pedigree o certificado de alto registro. | | | | | | | | | | | | 8 |
| 01042099 | Los demás. | | | | | | | | | | | | 89 |
| | **SUMA** | | **80** | **1,661** | **3,360** | **2,913** | **2,966** | **2,993** | **1,801** | **1,101** | **16** | **34** | **1,502** |
| **CARNE FRESCA, REFRIGERADA Y CONGELADA** | | | | | | | | | | | | | |
| 02041000 | Canales o medias canales de cordero frescas o refrigeradas | | 14 | | | 7 | | | | | | | |
| 02042100 | En canales o medias canales | | | | | | | | 0 | | | | |
| 02042200 | Los demás cortes (trozos) de ovino frescos o refrigerados | | | 24 | | | | | 1 | | | | |
| 02044200 | Los demás cortes (trozos) de ovino congelados | | 5 | 87 | 23 | 20 | 0 | | | 0 | | | |
| 02044299 | Los demás cortes (trozos) | | | | | | | | | | 0 | | |
| 02044300 | Deshuesadas | | | | | | | | | 0 | 0 | | |
| 02045000 | Carne de animales de la especie caprina | | | | 8 | | | | | | | | |
| 02045001 | Carne de animales de la especie caprina | | | | | | | | | | | 1 | 1 |
| | **SUMA** | | **19** | **110** | **30** | **27** | **0** | | **1** | **0** | **0** | **1** | **1** |
| **DESPOJOS COMESTIBLES FRESCOS, REFRIGERADOS Y CONGELADOS** | | | | | | | | | | | | | |
| 02068000 | Los demás, frescos o refriferados | | | | | | 6 | | | 63 | 13 | | |
| 02068099 | Los demás, frescos o refriferados | | | | | | | | | | 30 | 65 | 3 |
| | **SUMA** | | | | | | **6** | | | **63** | **43** | **65** | **3** |
| **LANA** | | | | | | | | | | | | | |
| 51011100 | Lana esquilada. | | 66 | 311 | 96 | 120 | 91 | 103 | 58 | 63 | 4 | | |
| 51011101 | Cuyo rendimiento en fibra sea igual o inferior al 75% | | | | | | | | | | 12 | 87 | 31 |
| 51011199 | Los demás | | | | | | | | | | 44 | 99 | 120 |
| 51011900 | Las demás | | | | 209 | 21 | 1 | 8 | | | | | |
| 51011901 | Lana sin cardar ni peinar | 172 | 92 | 298 | | | | | | | | | |
| 51012100 | Lana esquilada | | | 45 | 33 | 75 | 19 | | | | 11 | | |
| 51012101 | Cuyo rendimiento en fibra sea igual o inferior al 75% | | | | | | | | | | | 11 | |
| 51012199 | Los demás | | | | | | | | | | | 47 | 8 |
| 51012900 | Las demás | | | 14 | 3 | 0 | | | | 16 | | | |
| 51012999 | Los demás | | | | | | | | | | | 18 | 8 |
| 51013000 | Carbonizada. | | | 3 | | 0 | | 10 | | | | | |
| 51013099 | Los demás. | | | | | | | | | | | | 8 |
| | **SUMA** | **172** | **159** | **670** | **341** | **216** | **111** | **121** | **58** | **79** | **71** | **262** | **173** |

**FUENTE: CNG, ELABORADO CON ESTADÍSTICAS DE COMERCIO EXTERIOR DE BANCOMEXT**

**MEXICO, VALOR DE LAS EXPORTACIONES DEFINITIVAS DEL SISTEMA PRODUCTIVO OVICAPRINO**
Miles de dólares

| FRACCION | DENOMINACION | 1993 | 1994 | 1995 | 1996 | 1997 | 1998 | 1999 | 2000 | 2001 | 2002 | 2003 | 2004 |
|---|---|---|---|---|---|---|---|---|---|---|---|---|---|
| **ANIMALES VIVOS** | | | | | | | | | | | | | |
| 01041000 | De la especie ovina | | | | 98 | 131 | 159 | 106 | 98 | 53 | | | |
| 01041001 | Machos de registro | | | | | | | | | | | 3 | 54 |
| 01041002 | De raza pura sin registro | | 23 | | | | | | | | | | |
| 01041099 | Los demás | | | 66 | | | | | | | 11 | 15 | 93 |
| 01042000 | De la especie caprina | | | | 5 | | | | | 3 | | | |
| 01042001 | Con pedigree o certificado de alto registro. | | | | | | | | | | | | 2 |
| 01042099 | Los demás. | | | | | | | | | | | | 6 |
| | **SUMA** | | **23** | **66** | **103** | **131** | **159** | **106** | **98** | **56** | **11** | **18** | **155** |
| **CARNE FRESCA, REFRIGERADA Y CONGELADA** | | | | | | | | | | | | | |
| 02041000 | Canales o medias canales de cordero frescas o refrigeradas | | 23 | | | 1 | | | | | | | |
| 02042100 | En canales o medias canales | | | | | | | | 0 | | | | |
| 02042200 | Los demás cortes (trozos) de ovino frescos o refrigerados | | | 83 | | | | | 3 | | | | |
| 02044200 | Los demás cortes (trozos) de ovino congelados | | 9 | 227 | 79 | 74 | 1 | | | 5 | | | |
| 02044299 | Los demás cortes (trozos) | | | | | | | | | | 0 | | |
| 02044300 | Deshuesadas | | | | | | | | | 0 | 0 | | |
| 02045000 | Carne de animales de la especie caprina | | | | 30 | | | | | | | | |
| 02045001 | Carne de animales de la especie caprina | | | | | | | | | | | 3 | 3 |
| | **SUMA** | | **32** | **309** | **109** | **75** | **1** | | **3** | **5** | **0** | **3** | **3** |
| **DESPOJOS COMESTIBLES FRESCOS, REFRIGERADOS Y CONGELADOS** | | | | | | | | | | | | | |
| 02068000 | Los demás, frescos o refriferados | | | | | | 6 | | | 156 | 15 | | |
| 02068099 | Los demás, frescos o refriferados | | | | | | | | | | 17 | 71 | 1 |
| | **SUMA** | | | | | | **6** | | | **156** | **32** | **71** | **1** |
| **LANA** | | | | | | | | | | | | | |
| 51011100 | Lana esquilada. | | 175 | 142 | 131 | 163 | 67 | 53 | 29 | 40 | 4 | | |
| 51011101 | Cuyo rendimiento en fibra sea igual o inferior al 75% | | | | | | | | | | 11 | 65 | 27 |
| 51011199 | Los demás | | | | | | | | | | 16 | 38 | 42 |
| 51011900 | Las demás | | | | 183 | 24 | 2 | 33 | | | | | |
| 51011901 | Lana sin cardar ni peinar | 96 | 74 | 158 | | | | | | | | | |
| 51012100 | Lana esquilada | | | 231 | 65 | 178 | 68 | | | | 9 | | |
| 51012101 | Cuyo rendimiento en fibra sea igual o inferior al 75% | | | | | | | | | | | 17 | |
| 51012199 | Los demás | | | | | | | | | | | 175 | 12 |
| 51012900 | Las demás | | | 35 | 69 | 4 | | | | 2 | | | |
| 51012999 | Los demás | | | | | | | | | | | 26 | 11 |
| 51013000 | Carbonizada. | | | 19 | | 0 | | 12 | | | | | |
| 51013099 | Los demás. | | | | | | | | | | | | 11 |
| | **SUMA** | **96** | **249** | **587** | **449** | **369** | **137** | **99** | **29** | **42** | **40** | **321** | **103** |
| | **TOTAL** | **96** | **303** | **962** | **660** | **575** | **302** | **205** | **129** | **258** | **83** | **413** | **262** |

**FUENTE: CNG, ELABORADO CON ESTADÍSTICAS DE COMERCIO EXTERIOR DE BANCOMEXT**

**MEXICO, VOLUMEN DE LAS EXPORTACIONES DEFINITIVAS DEL SISTEMA PRODUCTIVO OVICAPRINO**

Cabezas o Toneladas

**2003**

| FRACCION | DENOMINACION | Ene-03 | Feb-03 | Mar-03 | Abr-03 | May-03 | Jun-03 | Jul-03 | Ago-03 | Sep-03 | Oct-03 | Nov-03 | Dic-03 | Total |
|---|---|---|---|---|---|---|---|---|---|---|---|---|---|---|
| **ANIMALES VIVOS** | | | | | | | | | | | | | | |
| 01041000 | De la especie ovina | | | | | | | | | | | | | |
| 01041001 | Machos de registro | | 1 | | | | | | | | | | | 1 |
| 01041002 | De raza pura sin registro | | | | | | | | | | | | | |
| 01041099 | Los demás | | 33 | | | | | | | | | | | 33 |
| 01042000 | De la especie caprina | | | | | | | | | | | | | |
| 01042001 | Con pedigree o certificado de alto registro. | | | | | | | | | | | | | |
| 01042099 | Los demás. | | | | | | | | | | | | | |
| | **SUMA** | | **34** | | | | | | | | | | | **34** |
| **CARNE FRESCA, REFRIGERADA Y CONGELADA** | | | | | | | | | | | | | | |
| 02041000 | Canales o medias canales de cordero frescas o refrigeradas | | | | | | | | | | | | | |
| 02042100 | En canales o medias canales | | | | | | | | | | | | | |
| 02042200 | Los demás cortes (trozos) de ovino frescos o refrigerados | | | | | | | | | | | | | |
| 02044200 | Los demás cortes (trozos) de ovino congelados | | | | | | | | | | | | | |
| 02044299 | Los demás cortes (trozos) | | | | | | | | | | | | | |
| 02044300 | Deshuesadas | | | | | | | | | | | | | |
| 02045000 | Carne de animales de la especie caprina | | | | | | | | | | | | | |
| 02045001 | Carne de animales de la especie caprina | | | | | | | | | | | | 1 | 1 |
| | **SUMA** | | | | | | | | | | | | **1** | **1** |
| **DESPOJOS COMESTIBLES FRESCOS, REFRIGERADOS Y CONGELADOS** | | | | | | | | | | | | | | |
| 02068000 | Los demás, frescos o refriferados | | | | | | | | | | | | | |
| 02068099 | Los demás, frescos o refriferados | 18 | 2 | | 1 | 23 | | 3 | 6 | | | 6 | 7 | 65 |
| | **SUMA** | **18** | **2** | | **1** | **23** | | **3** | **6** | | | **6** | **7** | **65** |
| **LANA** | | | | | | | | | | | | | | |
| 51011100 | Lana esquilada. | | | | | | | | | | | | | |
| 51011101 | Cuyo rendimiento en fibra sea igual o inferior al 75% | | | 7 | 21 | 49 | | | | 8 | 3 | | | 87 |
| 51011199 | Los demás | 7 | 21 | 43 | | | | | 20 | 8 | | | | 99 |
| 51011900 | Las demás | | | | | | | | | | | | | |
| 51011901 | Lana sin cardar ni peinar | | | | | | | | | | | | | |
| 51012100 | Lana esquilada | | | | | | | | | | | | | |
| 51012101 | Cuyo rendimiento en fibra sea igual o inferior al 75% | 4 | | | 8 | | | | | | | | | 11 |
| 51012199 | Los demás | 7 | | 9 | 15 | 16 | | | | | | | | 47 |
| 51012900 | Las demás | | | | | | | | | | | | | |
| 51012999 | Los demás | | 18 | | | | | | | | | | | 18 |
| 51013000 | Carbonizada. | | | | | | | | | | | | | |
| 51013099 | Los demás. | | | | | | | | | | | | | |
| | **SUMA** | **18** | **38** | **59** | **44** | **64** | | | **20** | **15** | **3** | | | **262** |

**FUENTE: CNG, ELABORADO CON ESTADÍSTICAS DE COMERCIO EXTERIOR DE BANCOMEXT**

**MEXICO, VALOR DE LAS EXPORTACIONES DEFINITIVAS DEL SISTEMA PRODUCTIVO OVICAPRINO**

Miles de dólares

**2003**

| FRACCION | DENOMINACION | Ene-03 | Feb-03 | Mar-03 | Abr-03 | May-03 | Jun-03 | Jul-03 | Ago-03 | Sep-03 | Oct-03 | Nov-03 | Dic-03 | Total |
|---|---|---|---|---|---|---|---|---|---|---|---|---|---|---|
| **ANIMALES VIVOS** | | | | | | | | | | | | | | |
| 01041000 | De la especie ovina | | | | | | | | | | | | | |
| 01041001 | Machos de registro | | 3 | | | | | | | | | | | 3 |
| 01041002 | De raza pura sin registro | | | | | | | | | | | | | |
| 01041099 | Los demás | | 15 | | | | | | | | | | | 15 |
| 01042000 | De la especie caprina | | | | | | | | | | | | | |
| 01042001 | Con pedigree o certificado de alto registro. | | | | | | | | | | | | | |
| 01042099 | Los demás. | | | | | | | | | | | | | |
| | **SUMA** | | **18** | | | | | | | | | | | **18** |
| **CARNE FRESCA, REFRIGERADA Y CONGELADA** | | | | | | | | | | | | | | |
| 02041000 | Canales o medias canales de cordero frescas o refrigeradas | | | | | | | | | | | | | |
| 02042100 | En canales o medias canales | | | | | | | | | | | | | |
| 02042200 | Los demás cortes (trozos) de ovino frescos o refrigerados | | | | | | | | | | | | | |
| 02044200 | Los demás cortes (trozos) de ovino congelados | | | | | | | | | | | | | |
| 02044299 | Los demás cortes (trozos) | | | | | | | | | | | | | |
| 02044300 | Deshuesadas | | | | | | | | | | | | | |
| 02045000 | Carne de animales de la especie caprina | | | | | | | | | | | | | |
| 02045001 | Carne de animales de la especie caprina | | | | | | | | | | | | 3 | 3 |
| | **SUMA** | | | | | | | | | | | | **3** | **3** |
| **DESPOJOS COMESTIBLES FRESCOS, REFRIGERADOS Y CONGELADOS** | | | | | | | | | | | | | | |
| 02068000 | Los demás, frescos o refriferados | | | | | | | | | | | | | |
| 02068099 | Los demás, frescos o refriferados | 30 | 0 | | 0 | 33 | | 1 | 2 | | | 2 | 2 | 71 |
| | **SUMA** | **30** | **0** | | **0** | **33** | | **1** | **2** | | | **2** | **2** | **71** |
| **LANA** | | | | | | | | | | | | | | |
| 51011100 | Lana esquilada. | | | | | | | | | | | | | |
| 51011101 | Cuyo rendimiento en fibra sea igual o inferior al 75% | | | 6 | 14 | 35 | | | | 7 | 2 | | | 65 |
| 51011199 | Los demás | 1 | 4 | 17 | | | | | 11 | 5 | | | | 38 |
| 51011900 | Las demás | | | | | | | | | | | | | |
| 51011901 | Lana sin cardar ni peinar | | | | | | | | | | | | | |
| 51012100 | Lana esquilada | | | | | | | | | | | | | |
| 51012101 | Cuyo rendimiento en fibra sea igual o inferior al 75% | 14 | | | 4 | | | | | | | | | 17 |
| 51012199 | Los demás | 22 | | 51 | 46 | 56 | | | | | | | | 175 |
| 51012900 | Las demás | | | | | | | | | | | | | |
| 51012999 | Los demás | | 26 | | | | | | | | | | | 26 |
| 51013000 | Carbonizada. | | | | | | | | | | | | | |
| 51013099 | Los demás. | | | | | | | | | | | | | |
| | **SUMA** | **37** | **30** | **73** | **64** | **91** | | | **11** | **12** | **2** | | | **321** |
| | **TOTAL** | **67** | **48** | **73** | **64** | **125** | | **1** | **13** | **12** | **2** | **2** | **5** | **413** |

**FUENTE: CNG, ELABORADO CON ESTADÍSTICAS DE COMERCIO EXTERIOR DE BANCOMEXT**

**MEXICO, VOLUMEN DE LAS EXPORTACIONES DEFINITIVAS DEL SISTEMA PRODUCTIVO OVICAPRINO**

Cabezas o Toneladas

**2004**

| FRACCION | DENOMINACION | Ene-04 | Feb-04 | Mar-04 | Abr-04 | May-04 | Jun-04 | Jul-04 | Ago-04 | Sep-04 | Oct-04 | Nov-04 | Dic-04 | Total |
|---|---|---|---|---|---|---|---|---|---|---|---|---|---|---|
| **ANIMALES VIVOS** | | | | | | | | | | | | | | |
| 01041000 | De la especie ovina | | | | | | | | | | | | | |
| 01041001 | Machos de registro | | | | | | | | 134 | | | | | 134 |
| 01041002 | De raza pura sin registro | | | | | | | | | | | | | |
| 01041099 | Los demás | | | | 37 | | 1,234 | | | | | | | 1,271 |
| 01042000 | De la especie caprina | | | | | | | | | | | | | |
| 01042001 | Con pedigree o certificado de alto registro. | | | | | | | | 8 | | | | | 8 |
| 01042099 | Los demás. | | | | | | 47 | | | | | | 42 | 89 |
| | **SUMA** | | | | **37** | | **1,281** | | **142** | | | | **42** | **1,502** |
| **CARNE FRESCA, REFRIGERADA Y CONGELADA** | | | | | | | | | | | | | | |
| 02041000 | Canales o medias canales de cordero frescas o refrigeradas | | | | | | | | | | | | | |
| 02042100 | En canales o medias canales | | | | | | | | | | | | | |
| 02042200 | Los demás cortes (trozos) de ovino frescos o refrigerados | | | | | | | | | | | | | |
| 02044200 | Los demás cortes (trozos) de ovino congelados | | | | | | | | | | | | | |
| 02044299 | Los demás cortes (trozos) | | | | | | | | | | | | | |
| 02044300 | Deshuesadas | | | | | | | | | | | | | |
| 02045000 | Carne de animales de la especie caprina | | | | | | | | | | | | | |
| 02045001 | Carne de animales de la especie caprina | 1 | 0 | | | | | | | | | | | 1 |
| | **SUMA** | **1** | **0** | | | | | | | | | | | **1** |
| **DESPOJOS COMESTIBLES FRESCOS, REFRIGERADOS Y CONGELADOS** | | | | | | | | | | | | | | |
| 02068000 | Los demás, frescos o refriferados | | | | | | | | | | | | | |
| 02068099 | Los demás, frescos o refriferados | 1 | | 2 | 1 | | | | | | 0 | | | 3 |
| | **SUMA** | **1** | | **2** | **1** | | | | | | **0** | | | **3** |
| **LANA** | | | | | | | | | | | | | | |
| 51011100 | Lana esquilada. | | | | | | | | | | | | | |
| 51011101 | Cuyo rendimiento en fibra sea igual o inferior al 75% | | | 9 | 11 | 1 | | | | 8 | | | 3 | 31 |
| 51011199 | Los demás | | | 13 | | | | 39 | | 28 | 20 | | 19 | 120 |
| 51011900 | Las demás | | | | | | | | | | | | | |
| 51011901 | Lana sin cardar ni peinar | | | | | | | | | | | | | |
| 51012100 | Lana esquilada | | | | | | | | | | | | | |
| 51012101 | Cuyo rendimiento en fibra sea igual o inferior al 75% | | | | | | | | | | | | | |
| 51012199 | Los demás | | | | | | | | | | | 8 | | 8 |
| 51012900 | Las demás | | | | | | | | | | | | | |
| 51012999 | Los demás | | | | | | | 8 | | | | | | 8 |
| 51013000 | Carbonizada. | | | | | | | | | | | | | |
| 51013099 | Los demás. | | | | | | | | | | 8 | | | 8 |
| | **SUMA** | | | **22** | **11** | **1** | | **47** | | **36** | **28** | **8** | **22** | **173** |

**FUENTE: CNG, ELABORADO CON ESTADÍSTICAS DE COMERCIO EXTERIOR DE BANCOMEXT**

**MEXICO, VALOR DE LAS EXPORTACIONES DEFINITIVAS DEL SISTEMA PRODUCTIVO OVICAPRINO**

Miles de dólares

**2004**

| FRACCION | DENOMINACION | Ene-04 | Feb-04 | Mar-04 | Abr-04 | May-04 | Jun-04 | Jul-04 | Ago-04 | Sep-04 | Oct-04 | Nov-04 | Dic-04 | Total |
|---|---|---|---|---|---|---|---|---|---|---|---|---|---|---|
| **ANIMALES VIVOS** | | | | | | | | | | | | | | |
| 01041000 | De la especie ovina | | | | | | | | | | | | | |
| 01041001 | Machos de registro | | | | | | | | 54 | | | | | 54 |
| 01041002 | De raza pura sin registro | | | | | | | | | | | | | |
| 01041099 | Los demás | | | | 12 | | 81 | | | | | | | 93 |
| 01042000 | De la especie caprina | | | | | | | | | | | | | |
| 01042001 | Con pedigree o certificado de alto registro. | | | | | | | | 2 | | | | | 2 |
| 01042099 | Los demás. | | | | | | 1 | | | | | | 5 | 6 |
| | **SUMA** | | | | **12** | | **82** | | **56** | | | | **5** | **155** |
| **CARNE FRESCA, REFRIGERADA Y CONGELADA** | | | | | | | | | | | | | | |
| 02041000 | Canales o medias canales de cordero frescas o refrigeradas | | | | | | | | | | | | | |
| 02042100 | En canales o medias canales | | | | | | | | | | | | | |
| 02042200 | Los demás cortes (trozos) de ovino frescos o refrigerados | | | | | | | | | | | | | |
| 02044200 | Los demás cortes (trozos) de ovino congelados | | | | | | | | | | | | | |
| 02044299 | Los demás cortes (trozos) | | | | | | | | | | | | | |
| 02044300 | Deshuesadas | | | | | | | | | | | | | |
| 02045000 | Carne de animales de la especie caprina | | | | | | | | | | | | | |
| 02045001 | Carne de animales de la especie caprina | 2 | 1 | | | | | | | | | | | 3 |
| | **SUMA** | **2** | **1** | | | | | | | | | | | **3** |
| **DESPOJOS COMESTIBLES FRESCOS, REFRIGERADOS Y CONGELADOS** | | | | | | | | | | | | | | |
| 02068000 | Los demás, frescos o refriferados | | | | | | | | | | | | | |
| 02068099 | Los demás, frescos o refriferados | 0 | | 1 | 0 | | | | | | 0 | | | 1 |
| | **SUMA** | **0** | | **1** | **0** | | | | | | **0** | | | **1** |
| **LANA** | | | | | | | | | | | | | | |
| 51011100 | Lana esquilada. | | | | | | | | | | | | | |
| 51011101 | Cuyo rendimiento en fibra sea igual o inferior al 75% | | | 8 | 10 | 0 | | | | 7 | | | 2 | 27 |
| 51011199 | Los demás | | | 11 | | | | 9 | | 14 | 4 | | 4 | 42 |
| 51011900 | Las demás | | | | | | | | | | | | | |
| 51011901 | Lana sin cardar ni peinar | | | | | | | | | | | | | |
| 51012100 | Lana esquilada | | | | | | | | | | | | | |
| 51012101 | Cuyo rendimiento en fibra sea igual o inferior al 75% | | | | | | | | | | | | | |
| 51012199 | Los demás | | | | | | | | | | | 12 | | 12 |
| 51012900 | Las demás | | | | | | | | | | | | | |
| 51012999 | Los demás | | | | | | | 11 | | | | | | 11 |
| 51013000 | Carbonizada. | | | | | | | | | | | | | |
| 51013099 | Los demás. | | | | | | | | | | 11 | | | 11 |
| | **SUMA** | | | **19** | **10** | **0** | | **19** | | **21** | **16** | **12** | **7** | **103** |
| | **TOTAL** | **2** | **1** | **19** | **22** | **0** | **82** | **19** | **56** | **21** | **16** | **12** | **11** | **262** |

**FUENTE: CNG, ELABORADO CON ESTADÍSTICAS DE COMERCIO EXTERIOR DE BANCOMEXT**

**MEXICO, VOLUMEN DE LAS EXPORTACIONES DEFINITIVAS DEL SISTEMA PRODUCTIVO AVÍCOLA**
Cabezas o Toneladas

| FRACCION | DENOMINACION | 1993 | 1994 | 1995 | 1996 | 1997 | 1998 | 1999 | 2000 | 2001 | 2002 | 2003 | 2004 |
|---|---|---|---|---|---|---|---|---|---|---|---|---|---|
| **ANIMALES VIVOS** | | | | | | | | | | | | | |
| 01051100 | Gallos y gallinas. | 413 | 0 | 0 | 0 | 0 | 0 | 0 | 0 | 24 | 5 | 0 | 0 |
| 01051101 | Cuando no necesiten alimento durante su transporte | 0 | 0 | 0 | 0 | 0 | 0 | 0 | 0 | 0 | 0 | 5 | 0 |
| 01051900 | Los demás | 0 | 0 | 0 | 35 | 0 | 0 | 0 | 0 | 0 | 0 | 0 | 0 |
| 01059100 | Gallos y gallinas | 24 | 22 | 52 | 0 | 0 | 0 | 0 | 0 | 0 | 0 | 0 | 0 |
| 01059200 | Gallos y gallinas de peso inferior o igual a 2 Kg | 0 | 0 | 0 | 100 | 142 | 105 | 54 | 0 | 6,938 | 0 | 0 | 0 |
| 01059201 | Gallos de pelea. | 0 | 0 | 0 | 0 | 0 | 0 | 0 | 0 | 0 | 0 | 0 | 53 |
| 01059300 | Gallos y gallinas de peso superior a 2 Kg | 0 | 0 | 0 | 15 | 32 | 44 | 11 | 50 | 10 | 33 | 0 | 0 |
| 01059399 | Los demás | 0 | 0 | 0 | 0 | 0 | 0 | 0 | 0 | 0 | 3 | 0 | 0 |
| 01059900 | Los demás | 65 | 0 | 1 | 0 | 0 | 0 | 0 | 6 | 49 | 0 | 0 | 0 |
| 01059999 | Los demás | 0 | 0 | 0 | 0 | 0 | 0 | 0 | 0 | 0 | 0 | 8 | 0 |
| | **SUMA** | **502** | **22** | **53** | **150** | **174** | **149** | **65** | **56** | **7,021** | **41** | **13** | **53** |
| **CARNE Y DESPOJOS FRESCOS, REFRIGERADOS Y CONGELADOS** | | | | | | | | | | | | | |
| 02071100 | Sin trocear, frescos o refrigerados | 0 | 0 | 0 | 0 | 0 | 0 | 0 | 0 | 0 | 0 | 0 | 0 |
| 02071101 | Sin trocear, frescos o refrigerados | 0 | 0 | 0 | 0 | 0 | 0 | 0 | 0 | 0 | 0 | 0 | 0 |
| 02071200 | Sin trocear, congelados. | 0 | 0 | 0 | 0 | 0 | 0 | 0 | 0 | 0 | 0 | 0 | 0 |
| 02071300 | Trozos y despojos, fresco o refrigerados | 0 | 0 | 0 | 36 | 0 | 0 | 0 | 0 | 0 | 0 | 0 | 0 |
| 02071301 | Mecánicamente deshuesados | 0 | 0 | 0 | 0 | 0 | 0 | 0 | 0 | 0 | 0 | 0 | 0 |
| 02071303 | Piernas, muslos o piernas unidas al muslo. | 0 | 0 | 0 | 0 | 0 | 0 | 0 | 0 | 0 | 0 | 0 | 18 |
| 02071399 | Los demás. | 0 | 0 | 0 | 0 | 0 | 0 | 0 | 0 | 0 | 0 | 0 | 0 |
| 02071400 | Trozos y despojos, congelados | 0 | 0 | 0 | 1,632 | 2,382 | 2,661 | 3,747 | 799 | 1,407 | 77 | 0 | 0 |
| 02071401 | Mecánicamente deshuesados | 0 | 0 | 0 | 0 | 0 | 0 | 0 | 0 | 0 | 24 | 0 | 264 |
| 02071404 | Piernas, muslos o piernas unidas al muslo | 0 | 0 | 0 | 0 | 0 | 0 | 0 | 0 | 0 | 0 | 18 | 9 |
| 02071499 | Los demás | 0 | 0 | 0 | 0 | 0 | 0 | 0 | 0 | 0 | 187 | 1,257 | 1 |
| 02072100 | Gallos y gallinas | 0 | 0 | 0 | 0 | 0 | 0 | 0 | 0 | 0 | 0 | 0 | 0 |
| 02072200 | Pavos | 0 | 0 | 0 | 0 | 0 | 0 | 0 | 0 | 0 | 0 | 0 | 0 |
| 02072400 | Sin trocear, frescos o refrigerados | 0 | 0 | 0 | 0 | 0 | 0 | 0 | 0 | 0 | 0 | 0 | 0 |
| 02072500 | Sin trocear, congelados | 0 | 0 | 0 | 0 | 0 | 0 | 0 | 109 | 0 | 0 | 0 | 0 |
| 02072501 | Sin trocear, congelados. | 0 | 0 | 0 | 0 | 0 | 0 | 0 | 0 | 0 | 0 | 0 | 0 |
| 02072600 | Trozos y despojos, fresco o refrigerados | 0 | 0 | 0 | 0 | 0 | 0 | 15 | 39 | 0 | 0 | 0 | 0 |
| 02072699 | Los demás | 0 | 0 | 0 | 0 | 0 | 0 | 0 | 0 | 0 | 0 | 0 | 0 |
| 02072700 | Trozos y despojos, congelados | 0 | 0 | 0 | 0 | 294 | 17 | 0 | 2,675 | 0 | 0 | 0 | 0 |
| 02072701 | Mecánicamente deshuesados | 0 | 0 | 0 | 0 | 0 | 0 | 0 | 0 | 0 | 0 | 28 | 0 |
| 02072799 | Los demás | 0 | 0 | 0 | 0 | 0 | 0 | 0 | 0 | 0 | 0 | 18 | 0 |
| 02073201 | Sin trocear, frescos o refrigerados | 0 | 0 | 0 | 0 | 0 | 0 | 0 | 0 | 0 | 0 | 0 | 0 |
| 02073599 | Los demás, frescos o refrigerados | 0 | 0 | 0 | 0 | 0 | 0 | 0 | 0 | 0 | 0 | 0 | 0 |
| 02073600 | Los demás, congelados. | 0 | 0 | 0 | 0 | 0 | 0 | 0 | 0 | 0 | 0 | 0 | 0 |
| 02073900 | Los demás | 0 | 0 | 1 | 0 | 0 | 0 | 0 | 0 | 0 | 0 | 0 | 0 |
| 02074100 | De gallo o de gallina | 0 | 91 | 1,288 | 0 | 0 | 0 | 0 | 0 | 0 | 0 | 0 | 0 |
| 02074200 | De pavo | 0 | 19 | 19 | 0 | 0 | 0 | 0 | 0 | 0 | 0 | 0 | 0 |
| | **SUMA** | **0** | **110** | **1,308** | **1,668** | **2,677** | **2,678** | **3,762** | **3,621** | **1,408** | **289** | **1,321** | **292** |
| **TOCINO SIN PARTES MAGRAS Y GRASA, SIN FUNDIR NI EXTRAER DE OTRO MODO, FRESCOS, REFRIGERADOS, CONGELADOS, SALADOS O EN SALMUERA, SECOS O AHUMADOS.** | | | | | | | | | | | | | |
| 02090001 | De gallo, gallina o pavo (gallipavo). | 0 | 0 | 0 | 0 | 0 | 0 | 0 | 0 | 0 | 0 | 0 | 0 |
| 02109903 | Aves, saladas o en salmuera. | 0 | 0 | 0 | 0 | 0 | 0 | 0 | 0 | 0 | 0 | 0 | 0 |
| | **SUMA** | 0 | 0 | 0 | 0 | 0 | 0 | 0 | 0 | 0 | 0 | 0 | 0 |
| **HUEVO CON Y SIN CASCARA, YEMAS DE HUEVO, FRESCOS O CONGELADOS** | | | | | | | | | | | | | |
| 04070000 | Huevos de ave con cáscara, frescos, conservados o cocidos | 26 | 55 | 87 | 9 | 4 | 21 | 82 | 58 | 93 | 32 | 0 | 0 |
| 04070001 | Huevos frescos, incluso fértiles | 0 | 0 | 0 | 0 | 0 | 0 | 0 | 0 | 0 | 47 | 1 | 596 |
| 04070002 | Huevo congelado | 0 | 0 | 0 | 0 | 0 | 0 | 0 | 0 | 0 | 0 | 1 | 0 |
| 04070003 | Huevo fértil | 0 | 0 | 0 | 0 | 0 | 0 | 0 | 0 | 0 | 71 | 148 | 155 |
| 04081100 | Yemas Secas | 0 | 1 | 3 | 11 | 6 | 3 | 5 | 7 | 0 | 0 | 0 | 0 |
| 04081900 | Las demás | 0 | 0 | 0 | 3 | 21 | 1 | 59 | 0 | 39 | 0 | 0 | 0 |
| 04081999 | Las demás | 0 | 1 | 6 | 0 | 0 | 0 | 0 | 0 | 0 | 0 | 0 | 76 |
| 04089100 | Los demás secos | 0 | 5 | 12 | 116 | 85 | 256 | 206 | 39 | 232 | 54 | 0 | 0 |
| 04089101 | Congelados o en polvo. | 0 | 0 | 0 | 0 | 0 | 0 | 0 | 0 | 0 | 216 | 63 | 16 |
| 04089199 | Los demás | 0 | 0 | 0 | 0 | 0 | 0 | 0 | 0 | 0 | 0 | 0 | 2 |
| 04089901 | Congelados, excepto lo comprendido en la fracción 0408.99.02. | 0 | 0 | 0 | 0 | 0 | 0 | 0 | 0 | 0 | 0 | 0 | 0 |
| | **SUMA** | **26** | **61** | **107** | **140** | **118** | **282** | **352** | **105** | **363** | **420** | **213** | **844** |
| **EMBUTIDOS Y PRODUCTOS SIMILARES** | | | | | | | | | | | | | |
| 16010000 | Embutidos y productos similares de carne, despojos, o de sangre de gallo, gallina o pavo | 15 | 94 | 2,698 | 2,170 | 1,334 | 1,867 | 2,066 | 2,777 | 2,838 | 918 | 0 | 0 |
| 16010001 | De gallo, gallina o pavo | 0 | 0 | 0 | 0 | 0 | 0 | 0 | 0 | 0 | 1,377 | 2,687 | 4,301 |
| 16010099 | Los demás | 0 | 0 | 0 | 0 | 0 | 0 | 0 | 0 | 0 | 1,035 | 2,156 | 3,601 |
| 16021000 | Preparaciones homogeneizas | 0 | 2 | 0 | 0 | 20 | 0 | 1 | 1 | 8 | 0 | 0 | 0 |
| 16021001 | Preparaciones homogeneizas | 0 | 0 | 0 | 0 | 0 | 0 | 0 | 0 | 0 | 12 | 0 | 0 |
| 16022000 | De hígado | 0 | 0 | 16 | 20 | 20 | 17 | 14 | 13 | 7 | 0 | 0 | 0 |
| 16022099 | Las demás | 0 | 0 | 0 | 0 | 0 | 0 | 0 | 0 | 0 | 1 | 0 | 0 |
| 16023100 | De pavo (gallipavo) | 0 | 2 | 20 | 58 | 110 | 123 | 109 | 466 | 409 | 0 | 0 | 0 |
| 16023101 | De pavo (gallipavo) | 0 | 0 | 0 | 0 | 0 | 0 | 0 | 0 | 0 | 199 | 0 | 0 |
| 16023200 | De gallo o gallina | 0 | 0 | 0 | 388 | 470 | 61 | 2 | 0 | 4 | 4 | 0 | 0 |
| 16023201 | De gallo o gallina | 0 | 0 | 0 | 0 | 0 | 0 | 0 | 0 | 0 | 30 | 21 | 955 |
| 16023900 | Las demás | 15 | 64 | 84 | 0 | 323 | 17 | 50 | 1 | 0 | 0 | 0 | 0 |
| 16023999 | Las demás. | 0 | 0 | 0 | 0 | 0 | 0 | 0 | 0 | 0 | | | 21 |
| | **SUMA** | **31** | **163** | **2,819** | **2,636** | **2,277** | **2,085** | **2,241** | **3,257** | **3,267** | **3,576** | **4,865** | **8,878** |

**FUENTE: CNG, ELABORADO CON ESTADÍSTICAS DE COMERCIO EXTERIOR DE BANCOMEXT**

**MEXICO, VALOR DE LAS EXPORTACIONES DEFINITIVAS DEL SISTEMA PRODUCTIVO AVÍCOLA**
Miles de dólares

| FRACCION | DENOMINACION | 1993 | 1994 | 1995 | 1996 | 1997 | 1998 | 1999 | 2000 | 2001 | 2002 | 2003 | 2004 |
|---|---|---|---|---|---|---|---|---|---|---|---|---|---|
| **ANIMALES VIVOS** | | | | | | | | | | | | | |
| 01051100 | Gallos y gallinas. | 14 | 0 | 0 | 0 | 0 | 0 | 0 | 0 | 1 | 0 | 0 | 0 |
| 01051101 | Cuando no necesiten alimento durante su transporte | 0 | 0 | 0 | 0 | 0 | 0 | 0 | 0 | 0 | 0 | 0 | 0 |
| 01051900 | Los demás | 0 | 0 | 0 | 0 | 0 | 0 | 0 | 0 | 0 | 0 | 0 | 0 |
| 01059100 | Gallos y gallinas | 0 | 0 | 1 | 0 | 0 | 0 | 0 | 0 | 0 | 0 | 0 | 0 |
| 01059200 | Gallos y gallinas de peso inferior o igual a 2 Kg | 0 | 0 | 0 | 3 | 4 | 2 | 2 | 0 | 25 | 0 | 0 | 0 |
| 01059201 | Gallos de pelea. | 0 | 0 | 0 | 0 | 0 | 0 | 0 | 0 | 0 | 0 | 0 | 0.4 |
| 01059300 | Gallos y gallinas de peso superior a 2 Kg | 0 | 0 | 0 | 0 | 0 | 1 | 1 | 2 | 0 | 2 | 0 | 0 |
| 01059399 | Los demás | 0 | 0 | 0 | 0 | 0 | 0 | 0 | 0 | 0 | 0 | 0 | 0 |
| 01059900 | Los demás | 6 | 0 | 0 | 0 | 0 | 0 | 0 | 0 | 0 | 0 | 0 | 0 |
| 01059999 | Los demás | 0 | 0 | 0 | 0 | 0 | 0 | 0 | 0 | 0 | 0 | 0 | 0 |
| | **SUMA** | **21** | **0** | **1** | **4** | **4** | **4** | **2** | **2** | **27** | **2** | **1** | **0** |
| **CARNE Y DESPOJOS FRESCOS, REFRIGERADOS Y CONGELADOS** | | | | | | | | | | | | | |
| 02071100 | Sin trocear, frescos o refrigerados | 0 | 0 | 0 | 0 | 0 | 0 | 0 | 0 | 0 | 0 | 0 | 0 |
| 02071101 | Sin trocear, frescos o refrigerados | 0 | 0 | 0 | 0 | 0 | 0 | 0 | 0 | 0 | 0 | 0 | 0 |
| 02071200 | Sin trocear, congelados. | 0 | 0 | 0 | 0 | 0 | 0 | 0 | 0 | 0 | 0 | 0 | 0 |
| 02071300 | Trozos y despojos, fresco o refrigerados | 0 | 0 | 0 | 39 | 1 | 0 | 0 | 0 | 0 | 0 | 0 | 0 |
| 02071301 | Mecánicamente deshuesados | 0 | 0 | 0 | 0 | 0 | 0 | 0 | 0 | 0 | 0 | 0 | 0 |
| 02071303 | Piernas, muslos o piernas unidas al muslo. | 0 | 0 | 0 | 0 | 0 | 0 | 0 | 0 | 0 | 0 | 0 | 13 |
| 02071399 | Los demás. | 0 | 0 | 0 | 0 | 0 | 0 | 0 | 0 | 0 | 0 | 0 | 0 |
| 02071400 | Trozos y despojos, congelados | 0 | 0 | 0 | 1,151 | 1,726 | 1,643 | 1,939 | 372 | 706 | 40 | 0 | 0 |
| 02071401 | Mecánicamente deshuesados | 0 | 0 | 0 | 0 | 0 | 0 | 0 | 0 | 0 | 62 | 0 | 1,156 |
| 02071404 | Piernas, muslos o piernas unidas al muslo | 0 | 0 | 0 | 0 | 0 | 0 | 0 | 0 | 0 | 0 | 13 | 5 |
| 02071499 | Los demás | 0 | 0 | 0 | 0 | 0 | 0 | 0 | 0 | 0 | 84 | 680 | 5 |
| 02072100 | Gallos y gallinas | 0 | 1 | 1 | 0 | 0 | 0 | 0 | 0 | 0 | 0 | 0 | 0 |
| 02072200 | Pavos | 0 | 0 | 0 | 0 | 0 | 0 | 0 | 0 | 0 | 0 | 0 | 0 |
| 02072400 | Sin trocear, frescos o refrigerados | 0 | 0 | 0 | 0 | 0 | 0 | 0 | 0 | 0 | 0 | 0 | 0 |
| 02072500 | Sin trocear, congelados | 0 | 0 | 0 | 0 | 0 | 0 | 0 | 68 | 0 | 0 | 0 | 0 |
| 02072501 | Sin trocear, congelados. | 0 | 0 | 0 | 0 | 0 | 0 | 0 | 0 | 0 | 0 | 0 | 0 |
| 02072600 | Trozos y despojos, fresco o refrigerados | 0 | 0 | 0 | 0 | 0 | 0 | 21 | 29 | 0 | 0 | 0 | 0 |
| 02072699 | Los demás | 0 | 0 | 0 | 0 | 0 | 0 | 0 | 0 | 0 | 0 | 0 | 0 |
| 02072700 | Trozos y despojos, congelados | 0 | 0 | 0 | 0 | 543 | 24 | 0 | 2,271 | 0 | 0 | 0 | 0 |
| 02072701 | Mecánicamente deshuesados | 0 | 0 | 0 | 0 | 0 | 0 | 0 | 0 | 0 | 0 | 31 | 0 |
| 02072799 | Los demás | 0 | 0 | 0 | 0 | 0 | 0 | 0 | 0 | 0 | 0 | 18 | 0 |
| 02073201 | Sin trocear, frescos o refrigerados | 0 | 0 | 0 | 0 | 0 | 0 | 0 | 0 | 0 | 0 | 0 | 0 |
| 02073599 | Los demás, frescos o refrigerados | 0 | 0 | 0 | 0 | 0 | 0 | 0 | 0 | 0 | 0 | 0 | 0 |
| 02073600 | Los demás, congelados. | 0 | 0 | 0 | 0 | 1 | 0 | 0 | 0 | 0 | 0 | 0 | 0 |
| 02073900 | Los demás | 0 | 0 | 1 | 0 | 0 | 0 | 0 | 0 | 0 | 0 | 0 | 0 |
| 02074100 | De gallo o de gallina | 0 | 66 | 861 | 0 | 0 | 0 | 0 | 0 | 0 | 0 | 0 | 0 |
| 02074200 | De pavo | 0 | 45 | 25 | 0 | 0 | 0 | 0 | 0 | 0 | 0 | 0 | 0 |
| | **SUMA** | **0** | **111** | **888** | **1,191** | **2,271** | **1,667** | **1,960** | **2,740** | **706** | **186** | **742** | **1,179** |
| **TOCINO SIN PARTES MAGRAS Y GRASA, SIN FUNDIR NI EXTRAER DE OTRO MODO, FRESCOS, REFRIGERADOS, CONGELADOS, SALADOS O EN SALMUERA, SECOS O AHUMADOS.** | | | | | | | | | | | | | |
| 02090001 | De gallo, gallina o pavo (gallipavo). | 0 | 0 | 0 | 0 | 0 | 0 | 0 | 0 | 0 | 0 | 0 | 0 |
| 02109903 | Aves, saladas o en salmuera. | 0 | 0 | 0 | 0 | 0 | 0 | 0 | 0 | 0 | 0 | 0 | 0 |
| | **SUMA** | 0 | 0 | 0 | 0 | 0 | 0 | 0 | 0 | 0 | 0 | 0 | 0 |
| **HUEVO CON Y SIN CASCARA, YEMAS DE HUEVO, FRESCOS O CONGELADOS** | | | | | | | | | | | | | |
| 04070000 | Huevos de ave con cáscara, frescos, conservados o cocidos | 382 | 721 | 87 | 79 | 41 | 215 | 659 | 607 | 960 | 306 | 0 | 0 |
| 04070001 | Huevos frescos, incluso fértiles | 0 | 0 | 0 | 0 | 0 | 0 | 0 | 0 | 0 | 649 | 1 | 459 |
| 04070002 | Huevo congelado | 0 | 0 | 0 | 0 | 0 | 0 | 0 | 0 | 0 | 0 | 10 | 0 |
| 04070003 | Huevo fértil | 0 | 0 | 0 | 0 | 0 | 0 | 0 | 0 | 0 | 803 | 1,415 | 1,983 |
| 04081100 | Yemas Secas | 0 | 2 | 10 | 40 | 28 | 12 | 20 | 30 | 0 | 0 | 0 | 0 |
| 04081900 | Las demás | 0 | 0 | 0 | 9 | 72 | 4 | 65 | 0 | 42 | 0 | 0 | 0 |
| 04081999 | Las demás | 2 | 4 | 17 | 0 | 0 | 0 | 0 | 0 | 0 | 0 | 0 | 128 |
| 04089100 | Los demás secos | 0 | 15 | 38 | 545 | 299 | 871 | 666 | 36 | 309 | 95 | 0 | 0 |
| 04089101 | Congelados o en polvo. | 0 | 0 | 0 | 0 | 0 | 0 | 0 | 0 | 0 | 292 | 177 | 55 |
| 04089199 | Los demás | 0 | 0 | 0 | 0 | 0 | 0 | 0 | 0 | 0 | 0 | 0 | 9 |
| 04089901 | Congelados, excepto lo comprendido en la fracción 0408.99.02. | 0 | 0 | 0 | 0 | 0 | 0 | 0 | 0 | 0 | 0 | 0 | 0 |
| | **SUMA** | **384** | **741** | **152** | **674** | **440** | **1,102** | **1,410** | **673** | **1,311** | **2,145** | **1,603** | **2,634** |
| **EMBUTIDOS Y PRODUCTOS SIMILARES** | | | | | | | | | | | | | |
| 16010000 | Embutidos y productos similares de carne, despojos, o de sangre de gallo, gallina o pavo | 43 | 211 | 1,493 | 2,750 | 1,691 | 1,926 | 2,299 | 3,492 | 4,374 | 1,439 | 0 | 0 |
| 16010001 | De gallo, gallina o pavo | 0 | 0 | 0 | 0 | 0 | 0 | 0 | 0 | 0 | 2,787 | 4,660 | 8,051 |
| 16010099 | Los demás | 0 | 0 | 0 | 0 | 0 | 0 | 0 | 0 | 0 | 1,348 | 3,730 | 8,311 |
| 16021000 | Preparaciones homogeneizas | 2 | 7 | 0 | 0 | 34 | 0 | 9 | 4 | 33 | 0 | 0 | 0 |
| 16021001 | Preparaciones homogeneizas | 0 | 0 | 0 | 0 | 0 | 0 | 0 | 0 | 0 | 10 | 0 | 0 |
| 16022000 | De hígado | 0 | 0 | 16 | 27 | 30 | 24 | 20 | 19 | 12 | 0 | 0 | 0 |
| 16022099 | Las demás | 0 | 0 | 0 | 0 | 0 | 0 | 0 | 0 | 0 | 2 | 1 | 1 |
| 16023100 | De pavo (gallipavo) | 0 | 10 | 27 | 145 | 245 | 229 | 200 | 595 | 569 | 0 | 0 | 0 |
| 16023101 | De pavo (gallipavo) | 0 | 0 | 0 | 0 | 0 | 0 | 0 | 0 | 0 | 551 | 0 | 0 |
| 16023200 | De gallo o gallina | 0 | 0 | 0 | 653 | 796 | 126 | 15 | 0 | 13 | 9 | 0 | 0 |
| 16023201 | De gallo o gallina | 0 | 0 | 0 | 0 | 0 | 0 | 0 | 0 | 0 | 83 | 125 | 3,427 |
| 16023900 | Las demás | 60 | 158 | 186 | 2 | 360 | 45 | 46 | 4 | 0 | 0 | 0 | 0 |
| | **SUMA** | **106** | **386** | **1,721** | **3,577** | **3,157** | **2,351** | **2,589** | **4,113** | **5,001** | **6,229** | **8,516** | **19,790** |
| | **TOTAL** | **511** | **1,239** | **2,762** | **5,445** | **5,872** | **5,124** | **5,961** | **7,528** | **7,044** | **8,562** | **10,861** | **23,603** |

**FUENTE: CNG, ELABORADO CON ESTADÍSTICAS DE COMERCIO EXTERIOR DE BANCOMEXT**

**MEXICO, VOLUMEN DE LAS EXPORTACIONES DEFINITIVAS DEL SISTEMA PRODUCTIVO AVÍCOLA**
Cabezas o Toneladas

**2003**

| FRACCION | DENOMINACION | Ene-03 | Feb-03 | Mar-03 | Abr-03 | May-03 | Jun-03 | Jul-03 | Ago-03 | Sep-03 | Oct-03 | Nov-03 | Dic-03 | Total |
|---|---|---|---|---|---|---|---|---|---|---|---|---|---|---|
| **ANIMALES VIVOS** | | | | | | | | | | | | | | |
| 01051100 | Gallos y gallinas. | | | | | | | | | | | | | 0 |
| 01051101 | Cuando no necesiten alimento durante su transporte | 0 | 5 | 0 | 0 | 0 | 0 | 0 | 0 | 0 | 0 | 0 | 0 | 5 |
| 01051900 | Los demás | | | | | | | | | | | | | 0 |
| 01059100 | Gallos y gallinas | | | | | | | | | | | | | 0 |
| 01059200 | Gallos y gallinas de peso inferior o igual a 2 Kg | | | | | | | | | | | | | 0 |
| 01059201 | Gallos de pelea. | | | | | | | | | | | | | 0 |
| 01059300 | Gallos y gallinas de peso superior a 2 Kg | | | | | | | | | | | | | 0 |
| 01059399 | Los demás | | | | | | | | | | | | | 0 |
| 01059900 | Los demás | | | | | | | | | | | | | 0 |
| 01059999 | Los demás | 0 | 0 | 0 | 0 | 0 | 8 | 0 | 0 | 0 | 0 | 0 | 0 | 8 |
| | **SUMA** | **0** | **5** | **0** | **0** | **0** | **0** | **0** | **0** | **0** | **0** | **0** | **0** | **13** |
| **CARNE Y DESPOJOS FRESCOS, REFRIGERADOS Y CONGELADOS** | | | | | | | | | | | | | | |
| 02071100 | Sin trocear, frescos o refrigerados | | | | | | | | | | | | | 0 |
| 02071101 | Sin trocear, frescos o refrigerados | 0 | 0 | 0 | 0 | 0 | 0 | 0 | 0 | 0 | 0 | 0 | 0 | 0 |
| 02071200 | Sin trocear, congelados. | | | | | | | | | | | | | 0 |
| 02071300 | Trozos y despojos, fresco o refrigerados | | | | | | | | | | | | | 0 |
| 02071301 | Mecánicamente deshuesados | 0 | 0 | 0 | 0 | 0 | 0 | 0 | 0 | 0 | 0 | 0 | 0 | 0 |
| 02071303 | Piernas, muslos o piernas unidas al muslo. | | | | | | | | | | | | | 0 |
| 02071399 | Los demás. | | | | | | | | | | | | | 0 |
| 02071400 | Trozos y despojos, congelados | | | | | | | | | | | | | 0 |
| 02071401 | Mecánicamente deshuesados | | | | | | | | | | | | | 0 |
| 02071404 | Piernas, muslos o piernas unidas al muslo | 0 | 0 | 0 | 0 | 0 | 0 | 0 | 0 | 18 | 0 | 0 | 0 | 18 |
| 02071499 | Los demás | 133 | 47 | 305 | 119 | 165 | 166 | 133 | 142 | 47 | 0 | 0 | 0 | 1,257 |
| 02072100 | Gallos y gallinas | | | | | | | | | | | | | 0 |
| 02072200 | Pavos | 0 | 0 | 0 | 0 | 0 | 0 | 0 | 0 | 0 | 0 | 0 | 0 | 0 |
| 02072400 | Sin trocear, frescos o refrigerados | | | | | | | | | | | | | 0 |
| 02072500 | Sin trocear, congelados | | | | | | | | | | | | | 0 |
| 02072501 | Sin trocear, congelados. | | | | | | | | | | | | | 0 |
| 02072600 | Trozos y despojos, fresco o refrigerados | | | | | | | | | | | | | 0 |
| 02072699 | Los demás | 0 | 0 | 0 | 0 | 0 | 0 | 0 | 0 | 0 | 0 | 0 | 0 | 0 |
| 02072700 | Trozos y despojos, congelados | | | | | | | | | | | | | 0 |
| 02072701 | Mecánicamente deshuesados | 0 | 0 | 0 | 0 | 0 | 0 | 0 | 28 | 0 | 0 | 0 | 0 | 28 |
| 02072799 | Los demás | 0 | 0 | 0 | 0 | 0 | 0 | 0 | 0 | 0 | 18 | 0 | 0 | 18 |
| 02073201 | Sin trocear, frescos o refrigerados | | | | | | | | | | | | | 0 |
| 02073599 | Los demás, frescos o refrigerados | | | | | | | | | | | | | 0 |
| 02073600 | Los demás, congelados. | | | | | | | | | | | | | 0 |
| 02073900 | Los demás | | | | | | | | | | | | | 0 |
| 02074100 | De gallo o de gallina | | | | | | | | | | | | | 0 |
| 02074200 | De pavo | | | | | | | | | | | | | 0 |
| | **SUMA** | **133** | **47** | **305** | **119** | **165** | **166** | **133** | **169** | **66** | **18** | **0** | **0** | **1,321** |
| **TOCINO SIN PARTES MAGRAS Y GRASA, SIN FUNDIR NI EXTRAER DE OTRO MODO, FRESCOS, REFRIGERADOS, CONGELADOS, SALADOS O EN SALMUERA, SECOS O AHUMADOS.** | | | | | | | | | | | | | | |
| 02090001 | De gallo, gallina o pavo (gallipavo). | 0 | 0 | 0 | 0 | 0 | 0 | 0 | 0 | 0 | 0 | 0 | 0 | 0 |
| 02109903 | Aves, saladas o en salmuera. | 0 | 0 | 0 | 0 | 0 | 0 | 0 | 0 | 0 | 0 | 0 | 0 | 0 |
| | **SUMA** | 0 | 0 | 0 | 0 | 0 | 0 | 0 | 0 | 0 | 0 | 0 | 0 | 0 |
| **HUEVO CON Y SIN CASCARA, YEMAS DE HUEVO, FRESCOS O CONGELADOS** | | | | | | | | | | | | | | |
| 04070000 | Huevos de ave con cáscara, frescos, conservados o cocidos | | | | | | | | | | | | | 0 |
| 04070001 | Huevos frescos, incluso fértiles | 0 | 0 | 0 | 0 | 0 | 0 | 0 | 0 | 0 | 0 | 0 | 0 | 1 |
| 04070002 | Huevo congelado | 0 | 0 | 0 | 0 | 0 | 0 | 0 | 0 | 0 | 0 | 0 | 1 | 1 |
| 04070003 | Huevo fértil | 30 | 14 | 9 | 13 | 14 | 12 | 8 | 11 | 8 | 13 | 10 | 5 | 148 |
| 04081100 | Yemas Secas | | | | | | | | | | | | | 0 |
| 04081900 | Las demás | | | | | | | | | | | | | 0 |
| 04081999 | Las demás | | | | | | | | | | | | | 0 |
| 04089100 | Los demás secos | | | | | | | | | | | | | 0 |
| 04089101 | Congelados o en polvo. | 20 | 20 | 0 | 23 | 0 | 0 | 0 | 0 | 0 | 0 | 0 | 0 | 63 |
| 04089199 | Los demás | 0 | 0 | 0 | 0 | 0 | 0 | 0 | 0 | 0 | 0 | 0 | 0 | 0 |
| 04089901 | Congelados, excepto lo comprendido en la fracción 0408.99.02. | | | | | | | | | | | | | 0 |
| | **SUMA** | **50** | **34** | **9** | **35** | **14** | **12** | **8** | **12** | **8** | **13** | **11** | **6** | **213** |
| **EMBUTIDOS Y PRODUCTOS SIMILARES** | | | | | | | | | | | | | | |
| 16010000 | Embutidos y productos similares de carne, despojos, o de sangre de gallo, gallina o pavo | | | | | | | | | | | | | 0 |
| 16010001 | De gallo, gallina o pavo | 131 | 133 | 261 | 305 | 204 | 235 | 230 | 202 | 254 | 192 | 246 | 294 | 2,687 |
| 16010099 | Los demás | 100 | 62 | 217 | 182 | 191 | 203 | 204 | 184 | 206 | 171 | 197 | 237 | 2,156 |
| 16021000 | Preparaciones homogeneizas | | | | | | | | | | | | | 0 |
| 16021001 | Preparaciones homogeneizas | | | | | | | | | | | | | 0 |
| 16022000 | De hígado | | | | | | | | | | | | | 0 |
| 16022099 | Las demás | 0 | 0 | 0 | 0 | 0 | 0 | 0 | 0 | 0 | 0 | 0 | 0 | 0 |
| 16023100 | De pavo (gallipavo) | | | | | | | | | | | | | 0 |
| 16023101 | De pavo (gallipavo) | 0 | 0 | 0 | 0 | 0 | 0 | 0 | 0 | 0 | 0 | 0 | 0 | 0 |
| 16023200 | De gallo o gallina | | | | | | | | | | | | | 0 |
| 16023201 | De gallo o gallina | 8 | 1 | 3 | 0 | 7 | 0 | 0 | 0 | 1 | 0 | 0 | 1 | 21 |
| 16023900 | Las demás | | | | | | | | | | | | | 0 |
| 16023999 | Las demás. | | | | | | | | | | | | | 0 |
| | **SUMA** | **239** | **197** | **482** | **488** | **403** | **439** | **434** | **387** | **461** | **362** | **443** | **531** | **4,865** |

**FUENTE: CNG, ELABORADO CON ESTADÍSTICAS DE COMERCIO EXTERIOR DE BANCOMEXT**

**MEXICO, VALOR DE LAS EXPORTACIONES DEFINITIVAS DEL SISTEMA PRODUCTIVO AVÍCOLA**
Miles de dólares

**2003**

| FRACCION | DENOMINACION | Ene-03 | Feb-03 | Mar-03 | Abr-03 | May-03 | Jun-03 | Jul-03 | Ago-03 | Sep-03 | Oct-03 | Nov-03 | Dic-03 | Total |
|---|---|---|---|---|---|---|---|---|---|---|---|---|---|---|
| **ANIMALES VIVOS** | | | | | | | | | | | | | | |
| 01051100 | Gallos y gallinas. | 0 | 0 | 0 | 0 | 0 | 0 | 0 | 0 | 0 | 0 | 0 | 0 | 0 |
| 01051101 | Cuando no necesiten alimento durante su transporte | 0 | 0 | 0 | 0 | 0 | 0 | 0 | 0 | 0 | 0 | 0 | 0 | 0 |
| 01051900 | Los demás | 0 | 0 | 0 | 0 | 0 | 0 | 0 | 0 | 0 | 0 | 0 | 0 | 0 |
| 01059100 | Gallos y gallinas | 0 | 0 | 0 | 0 | 0 | 0 | 0 | 0 | 0 | 0 | 0 | 0 | 0 |
| 01059200 | Gallos y gallinas de peso inferior o igual a 2 Kg | 0 | 0 | 0 | 0 | 0 | 0 | 0 | 0 | 0 | 0 | 0 | 0 | 0 |
| 01059201 | Gallos de pelea. | 0 | 0 | 0 | 0 | 0 | 0 | 0 | 0 | 0 | 0 | 0 | 0 | 0 |
| 01059300 | Gallos y gallinas de peso superior a 2 Kg | 0 | 0 | 0 | 0 | 0 | 0 | 0 | 0 | 0 | 0 | 0 | 0 | 0 |
| 01059399 | Los demás | 0 | 0 | 0 | 0 | 0 | 0 | 0 | 0 | 0 | 0 | 0 | 0 | 0 |
| 01059900 | Los demás | 0 | 0 | 0 | 0 | 0 | 0 | 0 | 0 | 0 | 0 | 0 | 0 | 0 |
| 01059999 | Los demás | 0 | 0 | 0 | 0 | 0 | 0 | 0 | 0 | 0 | 0 | 0 | 0 | 0 |
| | **SUMA** | **0** | **0** | **0** | **0** | **0** | **0** | **0** | **0** | **0** | **0** | **0** | **0** | **1** |
| **CARNE Y DESPOJOS FRESCOS, REFRIGERADOS Y CONGELADOS** | | | | | | | | | | | | | | |
| 02071100 | Sin trocear, frescos o refrigerados | 0 | 0 | 0 | 0 | 0 | 0 | 0 | 0 | 0 | 0 | 0 | 0 | 0 |
| 02071101 | Sin trocear, frescos o refrigerados | 0 | 0 | 0 | 0 | 0 | 0 | 0 | 0 | 0 | 0 | 0 | 0 | 0 |
| 02071200 | Sin trocear, congelados. | 0 | 0 | 0 | 0 | 0 | 0 | 0 | 0 | 0 | 0 | 0 | 0 | 0 |
| 02071300 | Trozos y despojos, fresco o refrigerados | 0 | 0 | 0 | 0 | 0 | 0 | 0 | 0 | 0 | 0 | 0 | 0 | 0 |
| 02071301 | Mecánicamente deshuesados | 0 | 0 | 0 | 0 | 0 | 0 | 0 | 0 | 0 | 0 | 0 | 0 | 0 |
| 02071303 | Piernas, muslos o piernas unidas al muslo. | 0 | 0 | 0 | 0 | 0 | 0 | 0 | 0 | 0 | 0 | 0 | 0 | 0 |
| 02071399 | Los demás. | 0 | 0 | 0 | 0 | 0 | 0 | 0 | 0 | 0 | 0 | 0 | 0 | 0 |
| 02071400 | Trozos y despojos, congelados | 0 | 0 | 0 | 0 | 0 | 0 | 0 | 0 | 0 | 0 | 0 | 0 | 0 |
| 02071401 | Mecánicamente deshuesados | 0 | 0 | 0 | 0 | 0 | 0 | 0 | 0 | 0 | 0 | 0 | 0 | 0 |
| 02071404 | Piernas, muslos o piernas unidas al muslo | 0 | 0 | 0 | 0 | 0 | 0 | 0 | 0 | 13 | 0 | 0 | 0 | 13 |
| 02071499 | Los demás | 58 | 23 | 144 | 57 | 82 | 79 | 139 | 76 | 23 | 0 | 0 | 0 | 680 |
| 02072100 | Gallos y gallinas | 0 | 0 | 0 | 0 | 0 | 0 | 0 | 0 | 0 | 0 | 0 | 0 | 0 |
| 02072200 | Pavos | 0 | 0 | 0 | 0 | 0 | 0 | 0 | 0 | 0 | 0 | 0 | 0 | 0 |
| 02072400 | Sin trocear, frescos o refrigerados | 0 | 0 | 0 | 0 | 0 | 0 | 0 | 0 | 0 | 0 | 0 | 0 | 0 |
| 02072500 | Sin trocear, congelados | 0 | 0 | 0 | 0 | 0 | 0 | 0 | 0 | 0 | 0 | 0 | 0 | 0 |
| 02072501 | Sin trocear, congelados. | 0 | 0 | 0 | 0 | 0 | 0 | 0 | 0 | 0 | 0 | 0 | 0 | 0 |
| 02072600 | Trozos y despojos, fresco o refrigerados | 0 | 0 | 0 | 0 | 0 | 0 | 0 | 0 | 0 | 0 | 0 | 0 | 0 |
| 02072699 | Los demás | 0 | 0 | 0 | 0 | 0 | 0 | 0 | 0 | 0 | 0 | 0 | 0 | 0 |
| 02072700 | Trozos y despojos, congelados | 0 | 0 | 0 | 0 | 0 | 0 | 0 | 0 | 0 | 0 | 0 | 0 | 0 |
| 02072701 | Mecánicamente deshuesados | 0 | 0 | 0 | 0 | 0 | 0 | 0 | 31 | 0 | 0 | 0 | 0 | 31 |
| 02072799 | Los demás | 0 | 0 | 0 | 0 | 0 | 0 | 0 | 0 | 0 | 18 | 0 | 0 | 18 |
| 02073201 | Sin trocear, frescos o refrigerados | 0 | 0 | 0 | 0 | 0 | 0 | 0 | 0 | 0 | 0 | 0 | 0 | 0 |
| 02073599 | Los demás, frescos o refrigerados | 0 | 0 | 0 | 0 | 0 | 0 | 0 | 0 | 0 | 0 | 0 | 0 | 0 |
| 02073600 | Los demás, congelados. | 0 | 0 | 0 | 0 | 0 | 0 | 0 | 0 | 0 | 0 | 0 | 0 | 0 |
| 02073900 | Los demás | 0 | 0 | 0 | 0 | 0 | 0 | 0 | 0 | 0 | 0 | 0 | 0 | 0 |
| 02074100 | De gallo o de gallina | 0 | 0 | 0 | 0 | 0 | 0 | 0 | 0 | 0 | 0 | 0 | 0 | 0 |
| 02074200 | De pavo | 0 | 0 | 0 | 0 | 0 | 0 | 0 | 0 | 0 | 0 | 0 | 0 | 0 |
| | **SUMA** | **58** | **24** | **144** | **57** | **82** | **79** | **139** | **107** | **36** | **18** | **0** | **0** | **742** |
| **TOCINO SIN PARTES MAGRAS Y GRASA, SIN FUNDIR NI EXTRAER DE OTRO MODO, FRESCOS, REFRIGERADOS, CONGELADOS, SALADOS O EN SALMUERA, SECOS O AHUMADOS.** | | | | | | | | | | | | | | |
| 02090001 | De gallo, gallina o pavo (gallipavo). | 0 | 0 | 0 | 0 | 0 | 0 | 0 | 0 | 0 | 0 | 0 | 0 | 0 |
| 02109903 | Aves, saladas o en salmuera. | 0 | 0 | 0 | 0 | 0 | 0 | 0 | 0 | 0 | 0 | 0 | 0 | 0 |
| | **SUMA** | 0 | 0 | 0 | 0 | 0 | 0 | 0 | 0 | 0 | 0 | 0 | 0 | 0 |
| **HUEVO CON Y SIN CASCARA, YEMAS DE HUEVO, FRESCOS O CONGELADOS** | | | | | | | | | | | | | | |
| 04070000 | Huevos de ave con cáscara, frescos, conservados o cocidos | 0 | 0 | 0 | 0 | 0 | 0 | 0 | 0 | 0 | 0 | 0 | 0 | 0 |
| 04070001 | Huevos frescos, incluso fértiles | 0 | 0 | 0 | 0 | 0 | 0 | 0 | 0 | 0 | 0 | 0 | 0 | 1 |
| 04070002 | Huevo congelado | 0 | 0 | 0 | 0 | 0 | 0 | 0 | 0 | 0 | 0 | 0 | 10 | 10 |
| 04070003 | Huevo fértil | 184 | 140 | 90 | 118 | 139 | 132 | 84 | 121 | 85 | 146 | 114 | 62 | 1,415 |
| 04081100 | Yemas Secas | 0 | 0 | 0 | 0 | 0 | 0 | 0 | 0 | 0 | 0 | 0 | 0 | 0 |
| 04081900 | Las demás | 0 | 0 | 0 | 0 | 0 | 0 | 0 | 0 | 0 | 0 | 0 | 0 | 0 |
| 04081999 | Las demás | 0 | 0 | 0 | 0 | 0 | 0 | 0 | 0 | 0 | 0 | 0 | 0 | 0 |
| 04089100 | Los demás secos | 0 | 0 | 0 | 0 | 0 | 0 | 0 | 0 | 0 | 0 | 0 | 0 | 0 |
| 04089101 | Congelados o en polvo. | 55 | 56 | 0 | 66 | 0 | 0 | 0 | 0 | 0 | 0 | 0 | 0 | 177 |
| 04089199 | Los demás | 0 | 0 | 0 | 0 | 0 | 0 | 0 | 0 | 0 | 0 | 0 | 0 | 0 |
| 04089901 | Congelados, excepto lo comprendido en la fracción 0408.99.02. | 0 | 0 | 0 | 0 | 0 | 0 | 0 | 0 | 0 | 0 | 0 | 0 | 0 |
| | **SUMA** | **239** | **196** | **90** | **183** | **139** | **132** | **84** | **121** | **85** | **146** | **115** | **72** | **1,603** |
| **EMBUTIDOS Y PRODUCTOS SIMILARES** | | | | | | | | | | | | | | |
| 16010000 | Embutidos y productos similares de carne, despojos, o de sangre de gallo, gallina o pavo | 0 | 0 | 0 | 0 | 0 | 0 | 0 | 0 | 0 | 0 | 0 | 0 | 0 |
| 16010001 | De gallo, gallina o pavo | 346 | 167 | 465 | 532 | 329 | 406 | 378 | 347 | 457 | 309 | 428 | 498 | 4,660 |
| 16010099 | Los demás | 125 | 74 | 317 | 274 | 356 | 397 | 396 | 363 | 370 | 250 | 353 | 457 | 3,730 |
| 16021000 | Preparaciones homogeneizas | 0 | 0 | 0 | 0 | 0 | 0 | 0 | 0 | 0 | 0 | 0 | 0 | 0 |
| 16021001 | Preparaciones homogeneizas | 0 | 0 | 0 | 0 | 0 | 0 | 0 | 0 | 0 | 0 | 0 | 0 | 0 |
| 16022000 | De hígado | 0 | 0 | 0 | 0 | 0 | 0 | 0 | 0 | 0 | 0 | 0 | 0 | 0 |
| 16022099 | Las demás | 0 | 0 | 0 | 0 | 1 | 0 | 0 | 0 | 0 | 0 | 0 | 0 | 1 |
| 16023100 | De pavo (gallipavo) | 0 | 0 | 0 | 0 | 0 | 0 | 0 | 0 | 0 | 0 | 0 | 0 | 0 |
| 16023101 | De pavo (gallipavo) | 0 | 0 | 0 | 0 | 0 | 0 | 0 | 0 | 0 | 0 | 0 | 0 | 0 |
| 16023200 | De gallo o gallina | 0 | 0 | 0 | 0 | 0 | 0 | 0 | 0 | 0 | 0 | 0 | 0 | 0 |
| 16023201 | De gallo o gallina | 18 | 5 | 21 | 0 | 68 | 0 | 0 | 0 | 6 | 0 | 0 | 7 | 125 |
| 16023900 | Las demás | 0 | 0 | 0 | 0 | 0 | 0 | 0 | 0 | 0 | 0 | 0 | 0 | 0 |
| | **SUMA** | **488** | **247** | **803** | **806** | **753** | **803** | **775** | **709** | **832** | **558** | **781** | **962** | **8,516** |
| | **TOTAL** | **785** | **466** | **1,037** | **1,046** | **974** | **1,014** | **997** | **937** | **953** | **722** | **896** | **1,034** | **10,861** |

**FUENTE: CNG, ELABORADO CON ESTADÍSTICAS DE COMERCIO EXTERIOR DE BANCOMEXT**

**MEXICO, VOLUMEN DE LAS EXPORTACIONES DEFINITIVAS DEL SISTEMA PRODUCTIVO AVÍCOLA**
Cabezas o Toneladas

**2004**

| FRACCION | DENOMINACION | Ene-04 | Feb-04 | Mar-04 | Abr-04 | May-04 | Jun-04 | Jul-04 | Ago-04 | Sep-04 | Oct-04 | Nov-04 | Dic-04 | Total |
|---|---|---|---|---|---|---|---|---|---|---|---|---|---|---|
| **ANIMALES VIVOS** | | | | | | | | | | | | | | |
| 01051100 | Gallos y gallinas. | | | | | | | | | | | | | 0 |
| 01051101 | Cuando no necesiten alimento durante su transporte | | | | | | | | | | | | | 0 |
| 01051900 | Los demás | | | | | | | | | | | | | 0 |
| 01059100 | Gallos y gallinas | | | | | | | | | | | | | 0 |
| 01059200 | Gallos y gallinas de peso inferior o igual a 2 Kg | | | | | | | | | | | | | 0 |
| 01059201 | Gallos de pelea. | 0 | 0 | 0 | 39 | 0 | 0 | 14 | 0 | 0 | 0 | 0 | 0 | 53 |
| 01059300 | Gallos y gallinas de peso superior a 2 Kg | | | | | | | | | | | | | 0 |
| 01059399 | Los demás | | | | | | | | | | | | | 0 |
| 01059900 | Los demás | | | | | | | | | | | | | 0 |
| 01059999 | Los demás | | | | | | | | | | | | | 0 |
| | **SUMA** | **0** | **0** | **0** | **39** | **0** | **0** | **14** | **0** | **0** | **0** | **0** | **0** | **53** |
| **CARNE Y DESPOJOS FRESCOS, REFRIGERADOS Y CONGELADOS** | | | | | | | | | | | | | | |
| 02071100 | Sin trocear, frescos o refrigerados | | | | | | | | | | | | | 0 |
| 02071101 | Sin trocear, frescos o refrigerados | | | | | | | | | | | | | 0 |
| 02071200 | Sin trocear, congelados. | | | | | | | | | | | | | 0 |
| 02071300 | Trozos y despojos, fresco o refrigerados | | | | | | | | | | | | | 0 |
| 02071301 | Mecánicamente deshuesados | 0 | 0 | 0 | 0 | 0 | 0 | 0 | 0 | 0 | 0 | 0 | 0 | 0 |
| 02071303 | Piernas, muslos o piernas unidas al muslo. | 0 | 0 | 0 | 0 | 0 | 0 | 0 | 0 | 18 | 0 | 0 | 0 | 18 |
| 02071399 | Los demás. | 0 | 0 | 0 | 0 | 0 | 0 | 0 | 0 | 0 | 0 | 0 | 0 | 0 |
| 02071400 | Trozos y despojos, congelados | | | | | | | | | | | | | 0 |
| 02071401 | Mecánicamente deshuesados | 0 | 261 | 0 | 3 | 0 | 0 | 0 | 0 | 0 | 0 | 0 | 0 | 264 |
| 02071404 | Piernas, muslos o piernas unidas al muslo | 0 | 0 | 0 | 0 | 0 | 0 | 0 | 0 | 0 | 0 | 9 | 0 | 9 |
| 02071499 | Los demás | 0 | 0 | 0 | 0 | 0 | 0 | 0 | 0 | 0 | 0 | 0 | 0 | 1 |
| 02072100 | Gallos y gallinas | | | | | | | | | | | | | 0 |
| 02072200 | Pavos | 0 | 0 | 0 | 0 | 0 | 0 | 0 | 0 | 0 | 0 | 0 | 0 | 0 |
| 02072400 | Sin trocear, frescos o refrigerados | | | | | | | | | | | | | 0 |
| 02072500 | Sin trocear, congelados | | | | | | | | | | | | | 0 |
| 02072501 | Sin trocear, congelados. | 0 | 0 | 0 | 0 | 0 | 0 | 0 | 0 | 0 | 0 | 0 | 0 | 0 |
| 02072600 | Trozos y despojos, fresco o refrigerados | | | | | | | | | | | | | 0 |
| 02072699 | Los demás | | | | | | | | | | | | | 0 |
| 02072700 | Trozos y despojos, congelados | | | | | | | | | | | | | 0 |
| 02072701 | Mecánicamente deshuesados | 0 | 0 | 0 | 0 | 0 | 0 | 0 | 0 | 0 | 0 | 0 | 0 | 0 |
| 02072799 | Los demás | | | | | | | | | | | | | 0 |
| 02073201 | Sin trocear, frescos o refrigerados | | | | | | | | | | | | | 0 |
| 02073599 | Los demás, frescos o refrigerados | | | | | | | | | | | | | 0 |
| 02073600 | Los demás, congelados. | | | | | | | | | | | | | 0 |
| 02073900 | Los demás | | | | | | | | | | | | | 0 |
| 02074100 | De gallo o de gallina | | | | | | | | | | | | | 0 |
| 02074200 | De pavo | | | | | | | | | | | | | 0 |
| | **SUMA** | **0** | **261** | **0** | **3** | **0** | **0** | **0** | **0** | **19** | **0** | **9** | **0** | **292** |
| **TOCINO SIN PARTES MAGRAS Y GRASA, SIN FUNDIR NI EXTRAER DE OTRO MODO, FRESCOS, REFRIGERADOS, CONGELADOS, SALADOS O EN SALMUERA, SECOS O AHUMADOS.** | | | | | | | | | | | | | | |
| 02090001 | De gallo, gallina o pavo (gallipavo). | 0 | 0 | 0 | 0 | 0 | 0 | 0 | 0 | 0 | 0 | 0 | 0 | 0 |
| 02109903 | Aves, saladas o en salmuera. | 0 | 0 | 0 | 0 | 0 | 0 | 0 | 0 | 0 | 0 | 0 | 0 | 0 |
| | **SUMA** | 0 | 0 | 0 | 0 | 0 | 0 | 0 | 0 | 0 | 0 | 0 | 0 | 0 |
| **HUEVO CON Y SIN CASCARA, YEMAS DE HUEVO, FRESCOS O CONGELADOS** | | | | | | | | | | | | | | |
| 04070000 | Huevos de ave con cáscara, frescos, conservados o cocidos | | | | | | | | | | | | | 0 |
| 04070001 | Huevos frescos, incluso fértiles | 17 | 36 | 209 | 157 | 79 | 39 | 59 | 0 | 0 | 0 | 0 | 0 | 596 |
| 04070002 | Huevo congelado | | | | | | | | | | | | | 0 |
| 04070003 | Huevo fértil | 17 | 11 | 13 | 16 | 12 | 13 | 8 | 10 | 11 | 20 | 15 | 11 | 155 |
| 04081100 | Yemas Secas | | | | | | | | | | | | | 0 |
| 04081900 | Las demás | | | | | | | | | | | | | 0 |
| 04081999 | Las demás | 0 | 0 | 0 | 76 | 0 | 0 | 0 | 0 | 0 | 0 | 0 | 0 | 76 |
| 04089100 | Los demás secos | | | | | | | | | | | | | 0 |
| 04089101 | Congelados o en polvo. | 0 | 0 | 2 | 4 | 0 | 4 | 0 | 1 | 1 | 1 | 3 | 0 | 16 |
| 04089199 | Los demás | 0 | 0 | 0 | 0 | 0 | 0 | 0 | 0 | 2 | 0 | 0 | 0 | 2 |
| 04089901 | Congelados, excepto lo comprendido en la fracción 0408.99.02. | | | | | | | | | | | | | 0 |
| | **SUMA** | **34** | **47** | **224** | **253** | **90** | **56** | **67** | **11** | **13** | **21** | **18** | **11** | **844** |
| **EMBUTIDOS Y PRODUCTOS SIMILARES** | | | | | | | | | | | | | | |
| 16010000 | Embutidos y productos similares de carne, despojos, o de sangre de gallo, gallina o pavo | | | | | | | | | | | | | 0 |
| 16010001 | De gallo, gallina o pavo | 313 | 293 | 329 | 285 | 433 | 395 | 339 | 367 | 308 | 306 | 528 | 405 | 4,301 |
| 16010099 | Los demás | 246 | 219 | 320 | 207 | 272 | 353 | 283 | 210 | 286 | 369 | 411 | 426 | 3,601 |
| 16021000 | Preparaciones homogeneizas | | | | | | | | | | | | | 0 |
| 16021001 | Preparaciones homogeneizas | | | | | | | | | | | | | 0 |
| 16022000 | De hígado | | | | | | | | | | | | | 0 |
| 16022099 | Las demás | 0 | 0 | 0 | 0 | 0 | 0 | 0 | 0 | 0 | 0 | 0 | 0 | 0 |
| 16023100 | De pavo (gallipavo) | | | | | | | | | | | | | 0 |
| 16023101 | De pavo (gallipavo) | 0 | 0 | 0 | 0 | 0 | 0 | 0 | 0 | 0 | 0 | 0 | 0 | 0 |
| 16023200 | De gallo o gallina | | | | | | | | | | | | | 0 |
| 16023201 | De gallo o gallina | 0 | 117 | 338 | 236 | 37 | 0 | 56 | 18 | 37 | 19 | 59 | 38 | 955 |
| 16023900 | Las demás | | | | | | | | | | | | | 0 |
| 16023999 | Las demás. | 0 | 0 | 0 | 0 | 17 | 0 | 0 | 0 | 4 | 0 | 0 | 0 | 21 |
| | **SUMA** | **558** | **628** | **987** | **728** | **759** | **748** | **678** | **595** | **634** | **694** | **998** | **870** | **8,878** |

**FUENTE: CNG, ELABORADO CON ESTADÍSTICAS DE COMERCIO EXTERIOR DE BANCOMEXT**

**MEXICO, VALOR DE LAS EXPORTACIONES DEFINITIVAS DEL SISTEMA PRODUCTIVO AVÍCOLA**
Miles de dólares

**2004**

| FRACCION | DENOMINACION | Ene-04 | Feb-04 | Mar-04 | Abr-04 | May-04 | Jun-04 | Jul-04 | Ago-04 | Sep-04 | Oct-04 | Nov-04 | Dic-04 | Total |
|---|---|---|---|---|---|---|---|---|---|---|---|---|---|---|
| **ANIMALES VIVOS** | | | | | | | | | | | | | | |
| 01051100 | Gallos y gallinas. | 0 | 0 | 0 | 0 | 0 | 0 | 0 | 0 | 0 | 0 | 0 | 0 | 0 |
| 01051101 | Cuando no necesiten alimento durante su transporte | 0 | 0 | 0 | 0 | 0 | 0 | 0 | 0 | 0 | 0 | 0 | 0 | 0 |
| 01051900 | Los demás | 0 | 0 | 0 | 0 | 0 | 0 | 0 | 0 | 0 | 0 | 0 | 0 | 0 |
| 01059100 | Gallos y gallinas | 0 | 0 | 0 | 0 | 0 | 0 | 0 | 0 | 0 | 0 | 0 | 0 | 0 |
| 01059200 | Gallos y gallinas de peso inferior o igual a 2 Kg | 0 | 0 | 0 | 0 | 0 | 0 | 0 | 0 | 0 | 0 | 0 | 0 | 0 |
| 01059201 | Gallos de pelea. | 0 | 0 | 0 | 0 | 0 | 0 | 0 | 0 | 0 | 0 | 0 | 0 | 0.4 |
| 01059300 | Gallos y gallinas de peso superior a 2 Kg | 0 | 0 | 0 | 0 | 0 | 0 | 0 | 0 | 0 | 0 | 0 | 0 | 0 |
| 01059399 | Los demás | 0 | 0 | 0 | 0 | 0 | 0 | 0 | 0 | 0 | 0 | 0 | 0 | 0 |
| 01059900 | Los demás | 0 | 0 | 0 | 0 | 0 | 0 | 0 | 0 | 0 | 0 | 0 | 0 | 0 |
| 01059999 | Los demás | 0 | 0 | 0 | 0 | 0 | 0 | 0 | 0 | 0 | 0 | 0 | 0 | 0 |
| | **SUMA** | **0** | **0** | **0** | **0** | **0** | **0** | **0** | **0** | **0** | **0** | **0** | **0** | **0** |
| **CARNE Y DESPOJOS FRESCOS, REFRIGERADOS Y CONGELADOS** | | | | | | | | | | | | | | |
| 02071100 | Sin trocear, frescos o refrigerados | 0 | 0 | 0 | 0 | 0 | 0 | 0 | 0 | 0 | 0 | 0 | 0 | 0 |
| 02071101 | Sin trocear, frescos o refrigerados | 0 | 0 | 0 | 0 | 0 | 0 | 0 | 0 | 0 | 0 | 0 | 0 | 0 |
| 02071200 | Sin trocear, congelados. | 0 | 0 | 0 | 0 | 0 | 0 | 0 | 0 | 0 | 0 | 0 | 0 | 0 |
| 02071300 | Trozos y despojos, fresco o refrigerados | 0 | 0 | 0 | 0 | 0 | 0 | 0 | 0 | 0 | 0 | 0 | 0 | 0 |
| 02071301 | Mecánicamente deshuesados | 0 | 0 | 0 | 0 | 0 | 0 | 0 | 0 | 0 | 0 | 0 | 0 | 0 |
| 02071303 | Piernas, muslos o piernas unidas al muslo. | 0 | 0 | 0 | 0 | 0 | 0 | 0 | 0 | 13 | 0 | 0 | 0 | 13 |
| 02071399 | Los demás. | 0 | 0 | 0 | 0 | 0 | 0 | 0 | 0 | 0 | 0 | 0 | 0 | 0 |
| 02071400 | Trozos y despojos, congelados | 0 | 0 | 0 | 0 | 0 | 0 | 0 | 0 | 0 | 0 | 0 | 0 | 0 |
| 02071401 | Mecánicamente deshuesados | 0 | 1,129 | 0 | 27 | 0 | 0 | 0 | 0 | 0 | 0 | 0 | 0 | 1,156 |
| 02071404 | Piernas, muslos o piernas unidas al muslo | 0 | 0 | 0 | 0 | 0 | 0 | 0 | 0 | 0 | 0 | 5 | 0 | 5 |
| 02071499 | Los demás | 0 | 0 | 0 | 0 | 0 | 0 | 0 | 0 | 5 | 0 | 0 | 0 | 5 |
| 02072100 | Gallos y gallinas | 0 | 0 | 0 | 0 | 0 | 0 | 0 | 0 | 0 | 0 | 0 | 0 | 0 |
| 02072200 | Pavos | 0 | 0 | 0 | 0 | 0 | 0 | 0 | 0 | 0 | 0 | 0 | 0 | 0 |
| 02072400 | Sin trocear, frescos o refrigerados | 0 | 0 | 0 | 0 | 0 | 0 | 0 | 0 | 0 | 0 | 0 | 0 | 0 |
| 02072500 | Sin trocear, congelados | 0 | 0 | 0 | 0 | 0 | 0 | 0 | 0 | 0 | 0 | 0 | 0 | 0 |
| 02072501 | Sin trocear, congelados. | 0 | 0 | 0 | 0 | 0 | 0 | 0 | 0 | 0 | 0 | 0 | 0 | 0 |
| 02072600 | Trozos y despojos, fresco o refrigerados | 0 | 0 | 0 | 0 | 0 | 0 | 0 | 0 | 0 | 0 | 0 | 0 | 0 |
| 02072699 | Los demás | 0 | 0 | 0 | 0 | 0 | 0 | 0 | 0 | 0 | 0 | 0 | 0 | 0 |
| 02072700 | Trozos y despojos, congelados | 0 | 0 | 0 | 0 | 0 | 0 | 0 | 0 | 0 | 0 | 0 | 0 | 0 |
| 02072701 | Mecánicamente deshuesados | 0 | 0 | 0 | 0 | 0 | 0 | 0 | 0 | 0 | 0 | 0 | 0 | 0 |
| 02072799 | Los demás | 0 | 0 | 0 | 0 | 0 | 0 | 0 | 0 | 0 | 0 | 0 | 0 | 0 |
| 02073201 | Sin trocear, frescos o refrigerados | 0 | 0 | 0 | 0 | 0 | 0 | 0 | 0 | 0 | 0 | 0 | 0 | 0 |
| 02073599 | Los demás, frescos o refrigerados | 0 | 0 | 0 | 0 | 0 | 0 | 0 | 0 | 0 | 0 | 0 | 0 | 0 |
| 02073600 | Los demás, congelados. | 0 | 0 | 0 | 0 | 0 | 0 | 0 | 0 | 0 | 0 | 0 | 0 | 0 |
| 02073900 | Los demás | 0 | 0 | 0 | 0 | 0 | 0 | 0 | 0 | 0 | 0 | 0 | 0 | 0 |
| 02074100 | De gallo o de gallina | 0 | 0 | 0 | 0 | 0 | 0 | 0 | 0 | 0 | 0 | 0 | 0 | 0 |
| 02074200 | De pavo | 0 | 0 | 0 | 0 | 0 | 0 | 0 | 0 | 0 | 0 | 0 | 0 | 0 |
| | **SUMA** | **0** | **1,129** | **0** | **27** | **0** | **0** | **0** | **0** | **18** | **0** | **5** | **0** | **1,179** |
| **TOCINO SIN PARTES MAGRAS Y GRASA, SIN FUNDIR NI EXTRAER DE OTRO MODO, FRESCOS, REFRIGERADOS, CONGELADOS, SALADOS O EN SALMUERA, SECOS O AHUMADOS.** | | | | | | | | | | | | | | |
| 02090001 | De gallo, gallina o pavo (gallipavo). | 0 | 0 | 0 | 0 | 0 | 0 | 0 | 0 | 0 | 0 | 0 | 0 | 0 |
| 02109903 | Aves, saladas o en salmuera. | 0 | 0 | 0 | 0 | 0 | 0 | 0 | 0 | 0 | 0 | 0 | 0 | 0 |
| | **SUMA** | 0 | 0 | 0 | 0 | 0 | 0 | 0 | 0 | 0 | 0 | 0 | 0 | 0 |
| **HUEVO CON Y SIN CASCARA, YEMAS DE HUEVO, FRESCOS O CONGELADOS** | | | | | | | | | | | | | | |
| 04070000 | Huevos de ave con cáscara, frescos, conservados o cocidos | 0 | 0 | 0 | 0 | 0 | 0 | 0 | 0 | 0 | 0 | 0 | 0 | 0 |
| 04070001 | Huevos frescos, incluso fértiles | 21 | 27 | 180 | 130 | 47 | 21 | 34 | 0 | 0 | 0 | 0 | 0 | 459 |
| 04070002 | Huevo congelado | 0 | 0 | 0 | 0 | 0 | 0 | 0 | 0 | 0 | 0 | 0 | 0 | 0 |
| 04070003 | Huevo fértil | 195 | 146 | 179 | 210 | 150 | 166 | 100 | 137 | 128 | 230 | 199 | 144 | 1,983 |
| 04081100 | Yemas Secas | 0 | 0 | 0 | 0 | 0 | 0 | 0 | 0 | 0 | 0 | 0 | 0 | 0 |
| 04081900 | Las demás | 0 | 0 | 0 | 0 | 0 | 0 | 0 | 0 | 0 | 0 | 0 | 0 | 0 |
| 04081999 | Las demás | 0 | 0 | 0 | 128 | 0 | 0 | 0 | 0 | 0 | 0 | 0 | 0 | 128 |
| 04089100 | Los demás secos | 0 | 0 | 0 | 0 | 0 | 0 | 0 | 0 | 0 | 0 | 0 | 0 | 0 |
| 04089101 | Congelados o en polvo. | 0 | 0 | 9 | 17 | 0 | 12 | 0 | 1 | 4 | 3 | 10 | 0 | 55 |
| 04089199 | Los demás | 0 | 0 | 0 | 0 | 0 | 0 | 0 | 0 | 9 | 0 | 0 | 0 | 9 |
| 04089901 | Congelados, excepto lo comprendido en la fracción 0408.99.02. | 0 | 0 | 0 | 0 | 0 | 0 | 0 | 0 | 0 | 0 | 0 | 0 | 0 |
| | **SUMA** | **215** | **173** | **368** | **485** | **197** | **198** | **133** | **139** | **140** | **233** | **208** | **144** | **2,634** |
| **EMBUTIDOS Y PRODUCTOS SIMILARES** | | | | | | | | | | | | | | |
| 16010000 | Embutidos y productos similares de carne, despojos, o de sangre de gallo, gallina o pavo | 0 | 0 | 0 | 0 | 0 | 0 | 0 | 0 | 0 | 0 | 0 | 0 | 0 |
| 16010001 | De gallo, gallina o pavo | 577 | 526 | 578 | 505 | 827 | 787 | 668 | 699 | 456 | 566 | 1,044 | 817 | 8,051 |
| 16010099 | Los demás | 492 | 406 | 696 | 505 | 669 | 782 | 656 | 447 | 639 | 904 | 1,004 | 1,112 | 8,311 |
| 16021000 | Preparaciones homogeneizas | 0 | 0 | 0 | 0 | 0 | 0 | 0 | 0 | 0 | 0 | 0 | 0 | 0 |
| 16021001 | Preparaciones homogeneizas | 0 | 0 | 0 | 0 | 0 | 0 | 0 | 0 | 0 | 0 | 0 | 0 | 0 |
| 16022000 | De hígado | 0 | 0 | 0 | 0 | 0 | 0 | 0 | 0 | 0 | 0 | 0 | 0 | 0 |
| 16022099 | Las demás | 0 | 0 | 0 | 0 | 0 | 0 | 0 | 0 | 0 | 0 | 0 | 0 | 1 |
| 16023100 | De pavo (gallipavo) | 0 | 0 | 0 | 0 | 0 | 0 | 0 | 0 | 0 | 0 | 0 | 0 | 0 |
| 16023101 | De pavo (gallipavo) | 0 | 0 | 0 | 0 | 0 | 0 | 0 | 0 | 0 | 0 | 0 | 0 | 0 |
| 16023200 | De gallo o gallina | 0 | 0 | 0 | 0 | 0 | 0 | 0 | 0 | 0 | 0 | 0 | 0 | 0 |
| 16023201 | De gallo o gallina | 0 | 366 | 1,057 | 820 | 172 | 0 | 234 | 80 | 153 | 78 | 280 | 188 | 3,427 |
| 16023900 | Las demás | 0 | 0 | 0 | 0 | 0 | 0 | 0 | 0 | 0 | 0 | 0 | 0 | 0 |
| | **SUMA** | **1,070** | **1,298** | **2,330** | **1,830** | **1,668** | **1,569** | **1,558** | **1,225** | **1,248** | **1,548** | **2,328** | **2,117** | **19,790** |
| | **TOTAL** | **1,285** | **2,600** | **2,698** | **2,341** | **1,865** | **1,768** | **1,692** | **1,364** | **1,406** | **1,781** | **2,541** | **2,262** | **23,603** |

**FUENTE: CNG, ELABORADO CON ESTADÍSTICAS DE COMERCIO EXTERIOR DE BANCOMEXT**

**MEXICO, VOLUMEN DE LAS EXPORTACIONES DEFINITIVAS DEL SISTEMA PRODUCTIVO LÁCTEO**

Miles de litros o Toneladas

| FRACCION | DENOMINACION | 1993 | 1994 | 1995 | 1996 | 1997 | 1998 | 1999 | 2000 | 2001 | 2002 | 2003 | 2004 |
|---|---|---|---|---|---|---|---|---|---|---|---|---|---|
| **LECHE Y NATA, SIN CONCENTRAR, SIN ADICIÓN DE AZUCAR NI OTRO EDULCORANTE** | | | | | | | | | | | | | |
| 04011000 | Con un contenido de materia grasa inferior o igual al 1% en peso | 0 | 0 | 0 | 204 | 423 | 130 | 167 | 107 | 80 | 1 | 0 | 0 |
| 04011001 | Leche | 0 | 21 | 3 | 0 | 0 | 0 | 0 | 0 | 0 | 16 | 3 | 1 |
| 04011099 | Los demás | 0 | 0 | 0 | 0 | 0 | 0 | 0 | 0 | 0 | 2 | 21 | 0 |
| 04012000 | Con un contenido de materia grasa superior al 1% pero inferior o igual al 6% en peso | 0 | 0 | 0 | 505 | 434 | 465 | 410 | 120 | 89 | 7 | 0 | 0 |
| 04012001 | Leche | 112 | 44 | 422 | 0 | 0 | 0 | 0 | 0 | 0 | 0 | 15 | 26 |
| 04012099 | Los demás | 0 | 0 | 0 | 0 | 0 | 0 | 0 | 0 | 0 | 0 | 0 | 0 |
| 04013000 | Con un contenido de materia grasa superior al 6% en pelso | 0 | 0 | 0 | 106 | 300 | 654 | 425 | 223 | 61 | 9 | 0 | 0 |
| 04013001 | Leche | 3 | 0 | 228 | 0 | 0 | 0 | 0 | 0 | 0 | 1 | 21 | 1,021 |
| 04013002 | Nata | 0 | 0 | 0 | 0 | 0 | 0 | 0 | 0 | 0 | 0 | 0 | 0 |
| 04013099 | Los demás | 0 | 0 | 0 | 0 | 0 | 0 | 0 | 0 | 0 | 11 | 3 | 0 |
| | **SUMA** | **114** | **65** | **652** | **816** | **1,158** | **1,249** | **1,002** | **450** | **230** | **48** | **64** | **1,048** |
| **LECHE Y NATA, CONCENTRADAS O CON ADICIÓN DE AZÚCAR U OTRO EDULCORANTE** | | | | | | | | | | | | | |
| 04021000 | En polvo, gránulos o demás formas sólidas, con un contenido de materias grasas inferior o igual al 1.5% | 0 | 0 | 0 | 1,577 | 3,554 | 266 | 186 | 221 | 387 | 31 | 0 | 0 |
| 04021001 | En polvo, granulos u otras formas sólidas, con un contenido de materias grasas inferior o igual al 1.5% en peso | 1,454 | 8 | 974 | 0 | 0 | 0 | 0 | 0 | 0 | 57 | 45 | 97 |
| 04021099 | Los demás | 0 | 0 | 0 | 0 | 0 | 0 | 0 | 0 | 0 | 9 | 1 | 4 |
| 04022100 | Sin adición de azúcar ni otro edulcorante | 0 | 0 | 0 | 149 | 217 | 89 | 184 | 255 | 232 | 39 | 0 | 0 |
| 04022101 | Sin azucarar ni edulcorar de otro modo | 3 | 4,303 | 7 | 0 | 0 | 0 | 0 | 0 | 0 | 57 | 2,094 | 1,066 |
| 04022199 | Los demás | 0 | 0 | 0 | 0 | 0 | 0 | 0 | 0 | 0 | 75 | 1 | 33 |
| 04022900 | Las demás | 0 | 0 | 0 | 92 | 217 | 305 | 5 | 128 | 113 | 59 | 0 | 0 |
| 04022999 | Las demas | 689 | 1,070 | 721 | 0 | 0 | 0 | 0 | 0 | 0 | 148 | 52 | 29 |
| 04029100 | Leche evaporada sin adición de azúcar ni otro edulcorante | 0 | 0 | 0 | 9 | 29 | 22 | 106 | 30 | 49 | 0 | 0 | 0 |
| 04029101 | Leche evaporada sin azucarar ni endulcorar | 0 | 0 | 0 | 0 | 0 | 0 | 0 | 0 | 0 | 0 | 4 | 0 |
| 04029199 | Las demás | 0 | 0 | 0 | 0 | 0 | 0 | 0 | 0 | 0 | 5 | 45 | 35 |
| 04029900 | Las demás | 0 | 0 | 0 | 1,616 | 664 | 847 | 676 | 606 | 448 | 100 | 0 | 0 |
| 04029901 | Leche condensada o evaporada | 1,578 | 15 | 861 | 0 | 0 | 0 | 0 | 0 | 0 | 56 | 43 | 6 |
| 04029999 | Las demas | 28 | 0 | 94 | 0 | 0 | 0 | 0 | 0 | 0 | 823 | 874 | 136 |
| | **SUMA** | **3,752** | **5,396** | **2,657** | **3,443** | **4,682** | **1,529** | **1,157** | **1,240** | **1,229** | **1,458** | **3,158** | **1,407** |
| **SUERO DE MANTEQUILLA** | | | | | | | | | | | | | |
| 04031000 | Yogur | 1 | 3 | 3 | 39 | 135 | 212 | 237 | 203 | 282 | 65 | 0 | 0 |
| 04031001 | Yogur | 0 | 0 | 0 | 0 | 0 | 0 | 0 | 0 | 0 | 250 | 539 | 484 |
| 04039000 | Los demás | 3 | 46 | 137 | 67 | 174 | 278 | 209 | 226 | 216 | 25 | 0 | 0 |
| 04039099 | Los demás | 0 | 0 | 0 | 0 | 0 | 0 | 0 | 0 | 0 | 50 | 173 | 362 |
| 04039900 | Los demás | 0 | 0 | 0 | 0 | 0 | 0 | 0 | 0 | 0 | 0 | 0 | 0 |
| | **SUMA** | **4** | **49** | **140** | **106** | **309** | **490** | **446** | **429** | **497** | **390** | **711** | **845** |
| **LACTOSUERO** | | | | | | | | | | | | | |
| 04041000 | Lactosuero, aunque esté modificado, incluso concentrado o con adición de azúcar u otro edulcorante | 32 | 0 | 0 | 0 | 33 | 22 | 85 | 497 | 115 | 8 | 0 | 0 |
| 04041001 | Suero de leche en polvo, con contenido de proteínas igual o inferior a 12.5% | 0 | 0 | 0 | 0 | 0 | 0 | 0 | 0 | 0 | 7 | 34 | 233 |
| 04041099 | Los demás | 0 | 0 | 0 | 0 | 0 | 0 | 0 | 0 | 0 | 3 | 1 | 1 |
| 04049000 | Los demás | 2 | 26 | 27 | 0 | 0 | 1 | 9 | 10 | 11 | 22 | 0 | 0 |
| 04049099 | Los demás | 0 | 0 | 0 | 0 | 0 | 0 | 0 | 0 | 0 | 12 | 166 | 1 |
| | **SUMA** | **34** | **26** | **27** | **0** | **33** | **23** | **94** | **508** | **127** | **53** | **202** | **236** |
| **MANTEQUILLA Y DEMÁS MATERIAS GRASAS DE LA LECHE** | | | | | | | | | | | | | |
| 04050000 | Mantequilla y demas materias grasas de la leche | 10 | 0 | 206 | 0 | 0 | 0 | 0 | 0 | 0 | 0 | 0 | 0 |
| 04051000 | Mantequilla | 0 | 0 | 0 | 11 | 11 | 17 | 400 | 58 | 101 | 3 | 0 | 0 |
| 04051001 | Mantequilla, cuando el peso, incluido el envase, sea inferior o igual 1 kilogramo | 0 | 0 | 0 | 0 | 0 | 0 | 0 | 0 | 0 | 2 | 0 | 0 |
| 04051099 | Los demás | 0 | 0 | 0 | 0 | 0 | 0 | 0 | 0 | 0 | 20 | 20 | 741 |
| 04052000 | Pastas lácteas para untar | 0 | 0 | 0 | 4 | 21 | 159 | 19 | 0 | 6 | 0 | 0 | 0 |
| 04052001 | Pastas lácteas para untar | 0 | 0 | 0 | 0 | 0 | 0 | 0 | 0 | 0 | 1 | 1 | 19 |
| 04059000 | Las demás | 0 | 0 | 0 | 1,971 | 321 | 78 | 168 | 2 | 12 | 7 | 0 | 0 |
| 04059001 | Grasa butírica deshidratada | 0 | 0 | 0 | 0 | 0 | 0 | 0 | 0 | 0 | 0 | 41 | 185 |
| 04059099 | Los demás | 0 | 0 | 0 | 0 | 0 | 0 | 0 | 0 | 0 | 0 | 364 | 63 |
| | **SUMA** | **10** | **0** | **206** | **1,985** | **352** | **254** | **587** | **61** | **119** | **33** | **426** | **1,009** |
| **QUESOS** | | | | | | | | | | | | | |
| 04061000 | Queso fresco (sin madurar), incluido el del lactolsuero y requesón | 0 | 0 | 0 | 2 | 7 | 244 | 28 | 113 | 250 | 41 | 0 | 0 |
| 04061001 | Queso fresco (sin madurar), incluido el del lactolsuero y requesón | 0 | 0 | 0 | 0 | 0 | 0 | 0 | 0 | 0 | 375 | 491 | 643 |
| 04062000 | Queso de cualquier tipo, rallado o en polvo | 5 | 1 | 1 | 8 | 11 | 49 | 0 | 9 | 95 | 0 | 0 | 0 |
| 04062001 | Queso de cualquier tipo, rallado o en polvo | 0 | 0 | 0 | 0 | 0 | 0 | 0 | 0 | 0 | 47 | 24 | 40 |
| 04063000 | Queso fundido, excepto el rallado o en polvo | 1 | 0 | 2 | 57 | 191 | 221 | 140 | 107 | 65 | 14 | 0 | 0 |
| 04063001 | Queso fundido, excepto el rallado o en polvo, con un contenido en peso de materias grasas inferior o igual al 36% y con un contenido de materias grasas medido en peso del extracto seco superior al 48% | 0 | 0 | 0 | 0 | 0 | 0 | 0 | 0 | 0 | 119 | 71 | 69 |
| 04063099 | Los demás | 0 | 0 | 0 | 0 | 0 | 0 | 0 | 0 | 0 | 89 | 322 | 506 |
| 04069000 | Los demás quesos | 9 | 15 | 29 | 85 | 196 | 347 | 85 | 273 | 503 | 92 | 0 | 0 |
| 04069001 | De pasta dura, denominado Sardo, cuando su presentación así lo indique | 0 | 0 | 0 | 0 | 0 | 0 | 0 | 0 | 0 | 1 | 2 | 0 |
| 04069004 | Duros o semiduros, con un contenido en peso de materias grasas inferior o igual al 40% | 0 | 0 | 0 | 0 | 0 | 0 | 0 | 0 | 0 | 0 | 0 | 3 |
| 04069005 | Tipo petit suisse, cuando su composición sea: humedad de 68% a 70%, grasa de 6% a 8% (en base a humedad), extraco seco de 30% a 32%, proteína mínima de 6% | 0 | 0 | 0 | 0 | 0 | 0 | 0 | 0 | 0 | 0 | 1 | 0 |
| 04069099 | Los demás | 0 | 0 | 0 | 0 | 0 | 0 | 0 | 0 | 0 | 158 | 86 | 357 |
| | **SUMA** | **14** | **16** | **33** | **152** | **405** | **862** | **253** | **502** | **913** | **936** | **996** | **1,619** |
| **PREPARACIONES ALIMENTICIAS** | | | | | | | | | | | | | |
| 19011000 | Preparaciones para la alimentación infantil aconcionada para la venta al por menor, con un contenido de sólidos lácteos superior al 10% en peso | 1,725 | 1,362 | 777 | 1,342 | 2,039 | 1,771 | 1,986 | 5,861 | 2,785 | 682 | 0 | 0 |
| 19011001 | Preparaciones para la alimentación infantil aconcionada para la venta al por menor, con un contenido de sólidos lácteos superior al 10% en peso | 0 | 0 | 0 | 0 | 0 | 0 | 0 | 0 | 0 | 1,091 | 3,489 | 4,705 |
| 19011099 | Las demás | 0 | 0 | 0 | 0 | 0 | 0 | 0 | 0 | 0 | 1,520 | 1,000 | 54 |
| 19019003 | Preparaciones a base de productos lácteos con un contenido de sólidos lácteos superior al 10%, pero inferior o igual al 50% en peso | 0 | 0 | 0 | 0 | 0 | 0 | 0 | 0 | 0 | 45 | 146 | 150 |
| 19019004 | Preparaciones a base de productos lácteos con un contenido de sólidos lácteos superior al 10%, acondicionadas en envases para venta al por menudeo | 0 | 0 | 0 | 0 | 0 | 0 | 0 | 0 | 0 | 5 | 64 | 231 |
| 19019005 | Preparaciones a base de productos lácteos con un contenido de sólidos lácteos superior al 50% en peso | 0 | 0 | 0 | 0 | 0 | 0 | 0 | 0 | 0 | 21 | 32 | 6 |
| | **SUMA** | **1,725** | **1,362** | **777** | **1,342** | **2,039** | **1,771** | **1,986** | **5,861** | **2,785** | **3,363** | **4,731** | **5,145** |

**FUENTE: CNG, ELABORADO CON ESTADÍSTICAS DE COMERCIO EXTERIOR DE BANCOMEXT**

**MEXICO, VALOR DE LAS EXPORTACIONES DEFINITIVAS DEL SISTEMA PRODUCTIVO LÁCTEC**

Miles de dólares

| FRACCION | DENOMINACION | 1993 | 1994 | 1995 | 1996 | 1997 | 1998 | 1999 | 2000 | 2001 | 2002 | 2003 | 2004 |
|---|---|---|---|---|---|---|---|---|---|---|---|---|---|
| **LECHE Y NATA, SIN CONCENTRAR, SIN ADICIÓN DE AZUCAR NI OTRO EDULCORANTE** | | | | | | | | | | | | | |
| 04021000 | En polvo, gránulos o demás formas sólidas, con un contenido de materias grasas inferior o igual al 1.5% | 0 | 0 | 0 | 94 | 206 | 66 | 95 | 100 | 46 | 0 | 0 | 0 |
| 04011001 | Leche | 0 | 10 | 3 | 0 | 0 | 0 | 0 | 0 | 0 | 5 | 3 | 1 |
| 04011099 | Los demás | 0 | 0 | 0 | 0 | 0 | 0 | 0 | 0 | 0 | 2 | 18 | 0 |
| 04012000 | Con un contenido de materia grasa superior al 1% pero inferior o igual al 6% en peso | 0 | 0 | 0 | 248 | 209 | 224 | 202 | 51 | 24 | 16 | 0 | 0 |
| 04012001 | Leche | 62 | 24 | 365 | 0 | 0 | 0 | 0 | 0 | 0 | 0 | 11 | 11 |
| 04012099 | Los demás | 0 | 0 | 0 | 0 | 0 | 0 | 0 | 0 | 0 | 1 | 1 | 0 |
| 04013000 | Con un contenido de materia grasa superior al 6% en pelso | 0 | 0 | 0 | 108 | 211 | 419 | 282 | 192 | 81 | 41 | 0 | 0 |
| 04013001 | Leche | 12 | 0 | 90 | 0 | 0 | 0 | 0 | 0 | 0 | 2 | 28 | 1,551 |
| 04013002 | Nata | 0 | 0 | 0 | 0 | 0 | 0 | 0 | 0 | 0 | 0 | 0 | 0 |
| 04013099 | Los demás | 0 | 0 | 0 | 0 | 0 | 0 | 0 | 0 | 0 | 14 | 6 | 0 |
| | **SUMA** | **74** | **35** | **457** | **449** | **625** | **710** | **580** | **343** | **151** | **81** | **65** | **1,564** |
| **LECHE Y NATA, CONCENTRADAS O CON ADICIÓN DE AZÚCAR U OTRO EDULCORANTE** | | | | | | | | | | | | | |
| 04021000 | En polvo, gránulos o demás formas sólidas, con un contenido de materias grasas inferior o igual al 1.5% en peso | 0 | 0 | 0 | 3,251 | 8,270 | 826 | 763 | 818 | 1,426 | 153 | 0 | 0 |
| 04021001 | En polvo, granulos u otras formas sólidas, con un contenido de materias grasas inferior o igual al 1.5% en peso | 2,680 | 16 | 1,166 | 0 | 0 | 0 | 0 | 0 | 0 | 273 | 241 | 432 |
| 04021099 | Los demás | 0 | 0 | 0 | 0 | 0 | 0 | 0 | 0 | 0 | 21 | 2 | 26 |
| 04022100 | Sin adición de azúcar ni otro edulcorante | 0 | 0 | 0 | 396 | 605 | 396 | 576 | 884 | 808 | 63 | 0 | 0 |
| 04022101 | Sin azucarar ni edulcorar de otro modo | 11 | 6,628 | 22 | 0 | 0 | 0 | 0 | 0 | 0 | 242 | 7,654 | 3,689 |
| 04022199 | Los demás | 0 | 0 | 0 | 0 | 0 | 0 | 0 | 0 | 0 | 121 | 4 | 83 |
| 04022900 | Las demás | 0 | 0 | 0 | 223 | 731 | 835 | 18 | 478 | 293 | 95 | 0 | 0 |
| 04022999 | Las demas | 2,323 | 3,385 | 2,123 | 0 | 0 | 0 | 0 | 0 | 0 | 449 | 193 | 162 |
| 04029100 | Leche evaporada sin adición de azúcar ni otro edulcorante | 0 | 0 | 0 | 12 | 75 | 32 | 154 | 86 | 51 | 0 | 0 | 0 |
| 04029101 | Leche evaporada sin azucarar ni endulcorar | 0 | 0 | 0 | 0 | 0 | 0 | 0 | 0 | 0 | 0 | 5 | 0 |
| 04029199 | Las demás | 0 | 0 | 0 | 0 | 0 | 0 | 0 | 0 | 0 | 14 | 53 | 48 |
| 04029900 | Las demás | 0 | 0 | 0 | 2,318 | 1,076 | 1,365 | 1,783 | 1,491 | 835 | 149 | 0 | 0 |
| 04029901 | Leche condensada o evaporada | 1,545 | 16 | 1,223 | 0 | 0 | 0 | 0 | 0 | 0 | 103 | 63 | 8 |
| 04029999 | Las demas | 57 | 1 | 77 | 0 | 0 | 0 | 0 | 0 | 0 | 1,400 | 1,438 | 223 |
| | **SUMA** | **6,616** | **10,047** | **4,612** | **6,200** | **10,756** | **3,453** | **3,294** | **3,757** | **3,413** | **3,084** | **9,652** | **4,670** |
| **SUERO DE MANTEQUILLA** | | | | | | | | | | | | | |
| 04031000 | Yogur | 2 | 6 | 4 | 54 | 223 | 369 | 376 | 284 | 399 | 93 | 0 | 0 |
| 04031001 | Yogur | 0 | 0 | 0 | 0 | 0 | 0 | 0 | 0 | 0 | 410 | 872 | 862 |
| 04039000 | Los demás | 33 | 90 | 198 | 150 | 350 | 567 | 599 | 776 | 407 | 47 | 0 | 0 |
| 04039099 | Los demás | 0 | 0 | 0 | 0 | 0 | 0 | 0 | 0 | 0 | 82 | 382 | 849 |
| 04039900 | Los demás | 0 | 0 | 0 | 0 | 0 | 0 | 0 | 0 | 0 | 0 | 0 | 0 |
| | **SUMA** | **36** | **96** | **202** | **205** | **574** | **936** | **975** | **1,060** | **806** | **631** | **1,254** | **1,711** |
| **LACTOSUERO** | | | | | | | | | | | | | |
| 04041000 | Lactosuero, aunque esté modificado, incluso concentrado o con adición de azúcar u otro edulcorante | 61 | 0 | 0 | 0 | 37 | 43 | 62 | 371 | 107 | 10 | 0 | 0 |
| 04041001 | Suero de leche en polvo, con contenido de proteínas igual o inferior a 12.5% | 0 | 0 | 0 | 0 | 0 | 0 | 0 | 0 | 0 | 5 | 27 | 383 |
| 04041099 | Los demás | 0 | 0 | 0 | 0 | 0 | 0 | 0 | 0 | 0 | 6 | 6 | 5 |
| 04049000 | Los demás | 8 | 71 | 44 | 0 | 0 | 8 | 42 | 21 | 41 | 52 | 0 | 0 |
| 04049099 | Los demás | 0 | 0 | 0 | 0 | 0 | 0 | 0 | 0 | 0 | 33 | 265 | 3 |
| | **SUMA** | **68** | **71** | **44** | **0** | **37** | **52** | **103** | **392** | **148** | **106** | **298** | **392** |
| **MANTEQUILLA Y DEMÁS MATERIAS GRASAS DE LA LECHE** | | | | | | | | | | | | | |
| 04050000 | Mantequilla y demas materias grasas de la leche | 55 | 9 | 439 | 0 | 0 | 0 | 0 | 0 | 0 | 0 | 0 | 0 |
| 04051000 | Mantequilla | 0 | 0 | 0 | 40 | 64 | 53 | 948 | 146 | 292 | 7 | 0 | 0 |
| 04051001 | Mantequilla, cuando el peso, incluido el envase, sea inferior o igual 1 kilogramo | 0 | 0 | 0 | 0 | 0 | 0 | 0 | 0 | 0 | 9 | 0 | 2 |
| 04051099 | Los demás | 0 | 0 | 0 | 0 | 0 | 0 | 0 | 0 | 0 | 40 | 40 | 1,922 |
| 04052000 | Pastas lácteas para untar | 0 | 0 | 0 | 1 | 39 | 622 | 33 | 1 | 6 | 1 | 0 | 0 |
| 04052001 | Pastas lácteas para untar | 0 | 0 | 0 | 0 | 0 | 0 | 0 | 0 | 0 | 4 | 3 | 48 |
| 04059000 | Las demás | 0 | 0 | 0 | 5,506 | 634 | 160 | 356 | 4 | 23 | 10 | 0 | 0 |
| 04059001 | Grasa butírica deshidratada | 0 | 0 | 0 | 0 | 0 | 0 | 0 | 0 | 0 | 0 | 72 | 493 |
| 04059099 | Los demás | 0 | 0 | 0 | 0 | 0 | 0 | 0 | 0 | 0 | 0 | 641 | 154 |
| | **SUMA** | **55** | **9** | **439** | **5,547** | **736** | **834** | **1,337** | **152** | **321** | **69** | **756** | **2,619** |
| **QUESOS** | | | | | | | | | | | | | |
| 04061000 | Queso fresco (sin madurar), incluido el del lactolsuero y requesón | 0 | 1 | 0 | 3 | 12 | 815 | 67 | 177 | 221 | 72 | 0 | 0 |
| 04061001 | Queso fresco (sin madurar), incluido el del lactolsuero y requesón | 0 | 0 | 0 | 0 | 0 | 0 | 0 | 0 | 0 | 844 | 1,685 | 2,263 |
| 04062000 | Queso de cualquier tipo, rallado o en polvo | 21 | 3 | 15 | 23 | 56 | 181 | 0 | 29 | 428 | 0 | 0 | 0 |
| 04062001 | Queso de cualquier tipo, rallado o en polvo | 0 | 0 | 0 | 0 | 0 | 0 | 0 | 0 | 0 | 150 | 119 | 174 |
| 04063000 | Queso fundido, excepto el rallado o en polvo | 5 | 1 | 6 | 196 | 606 | 692 | 448 | 332 | 228 | 50 | 0 | 0 |
| 04063001 | Queso fundido, excepto el rallado o en polvo, con un contenido en peso de materias grasas inferior o igual al 36% y con un contenido de materias grasas medido en peso del extracto seco superior al 48% | 0 | 0 | 0 | 0 | 0 | 0 | 0 | 0 | 0 | 221 | 209 | 229 |
| 04063099 | Los demás | 0 | 0 | 0 | 0 | 0 | 0 | 0 | 0 | 0 | 211 | 692 | 1,309 |
| 04069000 | Los demás quesos | 40 | 61 | 108 | 276 | 653 | 995 | 176 | 810 | 1,751 | 332 | 0 | 0 |
| 04069001 | De pasta dura, denominado Sardo, cuando su presentación así lo indique | 0 | 0 | 0 | 0 | 0 | 0 | 0 | 0 | 0 | 1 | 5 | 1 |
| 04069004 | Duros o semiduros, con un contenido en peso de materias grasas inferior o igual al 40% | 0 | 0 | 0 | 0 | 0 | 0 | 0 | 0 | 0 | 0 | 0 | 17 |
| 04069005 | Tipo petit suisse, cuando su composición sea: humedad de 68% a 70%, grasa de 6% a 8% (en base a humedad), extraco seco de 30% a 32%, proteína mínima de 6% | 0 | 0 | 0 | 0 | 0 | 0 | 0 | 0 | 0 | 0 | 0 | 0 |
| 04069099 | Los demás | 0 | 0 | 0 | 0 | 0 | 0 | 0 | 0 | 0 | 540 | 292 | 1,256 |
| | **SUMA** | **67** | **66** | **129** | **498** | **1,328** | **2,683** | **691** | **1,347** | **2,629** | **2,421** | **3,003** | **5,249** |
| **PREPARACIONES ALIMENTICIAS** | | | | | | | | | | | | | |
| 19011000 | Preparaciones para la alimentación infantil aconcionada para la venta al por menor, con un contenido de sólidos lácteos superior al 10% en peso | 5,363 | 4,269 | 2,307 | 4,363 | 6,117 | 4,831 | 5,500 | 16,891 | 7,860 | 2,501 | 0 | 0 |
| 19011001 | Preparaciones para la alimentación infantil aconcionada para la venta al por menor, con un contenido de sólidos lácteos superior al 10% en peso | 0 | 0 | 0 | 0 | 0 | 0 | 0 | 0 | 0 | 3,370 | 11,856 | 19,918 |
| 19011099 | Las demás | 0 | 0 | 0 | 0 | 0 | 0 | 0 | 0 | 0 | 3,013 | 3,571 | 163 |
| 19019003 | Preparaciones a base de productos lácteos con un contenido de sólidos lácteos superior al 10%, pero inferior o igual al 50% en peso | 0 | 0 | 0 | 0 | 0 | 0 | 0 | 0 | 0 | 88 | 296 | 330 |
| 19019004 | Preparaciones a base de productos lácteos con un contenido de sólidos lácteos superior al 10%, acondicionadas en envases para venta al por menudeo | 0 | 0 | 0 | 0 | 0 | 0 | 0 | 0 | 0 | 16 | 210 | 655 |
| 19019005 | Preparaciones a base de productos lácteos con un contenido de sólidos lácteos superior al 50% en peso | 0 | 0 | 0 | 0 | 0 | 0 | 0 | 0 | 0 | 62 | 80 | 2 |
| | **SUMA** | **5,363** | **4,269** | **2,307** | **4,363** | **6,117** | **4,831** | **5,500** | **16,891** | **7,860** | **9,051** | **16,013** | **21,067** |
| | **TOTAL** | **12,279** | **14,593** | **8,190** | **17,263** | **20,173** | **13,500** | **12,479** | **23,943** | **15,328** | **15,443** | **31,041** | **37,270** |

**FUENTE: CNG, ELABORADO CON ESTADÍSTICAS DE COMERCIO EXTERIOR DE BANCOMEXT**

**MEXICO, VOLUMEN DE LAS EXPORTACIONES DEFINITIVAS DEL SISTEMA PRODUCTIVO LÁCTEO**

Miles de litros o Toneladas **2003**

| FRACCION | DENOMINACION | Ene-03 | Feb-03 | Mar-03 | Abr-03 | May-03 | Jun-03 | Jul-03 | Ago-03 | Sep-03 | Oct-03 | Nov-03 | Dic-03 | Total |
|---|---|---|---|---|---|---|---|---|---|---|---|---|---|---|
| **LECHE Y NATA, SIN CONCENTRAR, SIN ADICIÓN DE AZUCAR NI OTRO EDULCORANTE** | | | | | | | | | | | | | | |
| 04011000 | Con un contenido de materia grasa inferior o igual al 1% en peso | 0 | 0 | 0 | 0 | 0 | 0 | 0 | 0 | 0 | 0 | 0 | 0 | 0 |
| 04011001 | Leche | 0 | 1 | 0 | 0 | 0 | 0 | 0 | 0 | 0 | 0 | 2 | 0 | 3 |
| 04011099 | Los demás | 0 | 4 | 10 | 5 | 3 | 0 | 0 | 0 | 0 | 0 | 0 | 0 | 21 |
| 04012000 | Con un contenido de materia grasa superior al 1% pero inferior o igual al 6% en peso | 0 | 0 | 0 | 0 | 0 | 0 | 0 | 0 | 0 | 0 | 0 | 0 | 0 |
| 04012001 | Leche | 0 | 0 | 0 | 0 | 0 | 13 | 2 | 0 | 0 | 0 | 0 | 0 | 15 |
| 04012099 | Los demás | 0 | 0 | 0 | 0 | 0 | 0 | 0 | 0 | 0 | 0 | 0 | 0 | 0 |
| 04013000 | Con un contenido de materia grasa superior al 6% en pelso | 0 | 0 | 0 | 0 | 0 | 0 | 0 | 0 | 0 | 0 | 0 | 0 | 0 |
| 04013001 | Leche | 0 | 6 | 0 | 16 | 0 | 0 | 0 | 0 | 0 | 0 | 0 | 0 | 21 |
| 04013002 | Nata | 0 | 0 | 0 | 0 | 0 | 0 | 0 | 0 | 0 | 0 | 0 | 0 | 0 |
| 04013099 | Los demás | 0 | 2 | 0 | 0 | 0 | 0 | 0 | 1 | 0 | 0 | 0 | 0 | 3 |
| | **SUMA** | **0** | **12** | **10** | **20** | **3** | **14** | **2** | **1** | **0** | **0** | **2** | **0** | **64** |
| **LECHE Y NATA, CONCENTRADAS O CON ADICIÓN DE AZÚCAR U OTRO EDULCORANTE** | | | | | | | | | | | | | | |
| 04021000 | En polvo, gránulos o demás formas sólidas, con un contenido de materias grasas inferior o igual al 1.5% | 0 | 0 | 0 | 0 | 0 | 0 | 0 | 0 | 0 | 0 | 0 | 0 | 0 |
| 04021001 | En polvo, granulos u otras formas sólidas, con un contenido de materias grasas inferior o igual al 1.5% en peso | 2 | 2 | 0 | 0 | 4 | 9 | 11 | 4 | 10 | 1 | 1 | 0 | 45 |
| 04021099 | Los demás | 0 | 0 | 0 | 0 | 0 | 0 | 0 | 0 | 0 | 0 | 0 | 0 | 1 |
| 04022100 | Sin adición de azúcar ni otro edulcorante | 0 | 0 | 0 | 0 | 0 | 0 | 0 | 0 | 0 | 0 | 0 | 0 | 0 |
| 04022101 | Sin azucarar ni edulcorar de otro modo | 1 | 69 | 176 | 370 | 223 | 330 | 249 | 91 | 144 | 93 | 127 | 221 | 2,094 |
| 04022199 | Los demás | 0 | 0 | 0 | 0 | 0 | 0 | 0 | 0 | 0 | 1 | 0 | 0 | 1 |
| 04022900 | Las demás | 0 | 0 | 0 | 0 | 0 | 0 | 0 | 0 | 0 | 0 | 0 | 0 | 0 |
| 04022999 | Las demas | 0 | 0 | 5 | 3 | 1 | 7 | 2 | 27 | 0 | 7 | 0 | 0 | 52 |
| 04029100 | Leche evaporada sin adición de azúcar ni otro edulcorante | 0 | 0 | 0 | 0 | 0 | 0 | 0 | 0 | 0 | 0 | 0 | 0 | 0 |
| 04029101 | Leche evaporada sin azucarar ni endulcorar | 0 | 4 | 0 | 0 | 0 | 0 | 0 | 0 | 0 | 0 | 0 | 0 | 4 |
| 04029199 | Las demás | 0 | 3 | 3 | 0 | 1 | 0 | 1 | 1 | 3 | 2 | 8 | 22 | 45 |
| 04029900 | Las demás | 0 | 0 | 0 | 0 | 0 | 0 | 0 | 0 | 0 | 0 | 0 | 0 | 0 |
| 04029901 | Leche condensada o evaporada | 5 | 0 | 0 | 0 | 5 | 0 | 0 | 2 | 0 | 0 | 10 | 19 | 43 |
| 04029999 | Las demas | 22 | 159 | 2 | 47 | 1 | 78 | 118 | 63 | 80 | 110 | 36 | 158 | 874 |
| | **SUMA** | **31** | **237** | **187** | **421** | **236** | **424** | **381** | **188** | **236** | **214** | **181** | **421** | **3,158** |
| **SUERO DE MANTEQUILLA** | | | | | | | | | | | | | | |
| 04031000 | Yogur | 0 | 0 | 0 | 0 | 0 | 0 | 0 | 0 | 0 | 0 | 0 | 0 | 0 |
| 04031001 | Yogur | 30 | 34 | 43 | 44 | 55 | 47 | 56 | 38 | 42 | 49 | 53 | 49 | 539 |
| 04039000 | Los demás | 0 | 0 | 0 | 0 | 0 | 0 | 0 | 0 | 0 | 0 | 0 | 0 | 0 |
| 04039099 | Los demás | 1 | 0 | 1 | 2 | 0 | 10 | 0 | 10 | 8 | 102 | 10 | 29 | 173 |
| 04039900 | Los demás | 0 | 0 | 0 | 0 | 0 | 0 | 0 | 0 | 0 | 0 | 0 | 0 | 0 |
| | **SUMA** | **31** | **35** | **43** | **45** | **55** | **56** | **56** | **48** | **50** | **152** | **63** | **78** | **711** |
| **LACTOSUERO** | | | | | | | | | | | | | | |
| 04041000 | Lactosuero, aunque esté modificado, incluso concentrado o con adición de azúcar u otro edulcorante | 0 | 0 | 0 | 0 | 0 | 0 | 0 | 0 | 0 | 0 | 0 | 0 | 0 |
| 04041001 | Suero de leche en polvo, con contenido de proteínas igual o inferior a 12.5% | 0 | 0 | 20 | 1 | 11 | 1 | 0 | 0 | 0 | 1 | 0 | 0 | 34 |
| 04041099 | Los demás | 0 | 0 | 0 | 0 | 0 | 0 | 0 | 0 | 0 | 0 | 0 | 0 | 1 |
| 04049000 | Los demás | 0 | 0 | 0 | 0 | 0 | 0 | 0 | 0 | 0 | 0 | 0 | 0 | 0 |
| 04049099 | Los demas | 52 | 114 | 1 | 0 | 0 | 0 | 0 | 0 | 0 | 0 | 0 | 0 | 166 |
| | **SUMA** | **52** | **114** | **21** | **1** | **11** | **1** | **0** | **1** | **0** | **1** | **0** | **0** | **202** |
| **MANTEQUILLA Y DEMÁS MATERIAS GRASAS DE LA LECHE** | | | | | | | | | | | | | | |
| 04050000 | Mantequilla y demas materias grasas de la leche | 0 | 0 | 0 | 0 | 0 | 0 | 0 | 0 | 0 | 0 | 0 | 0 | 0 |
| 04051000 | Mantequilla | 0 | 0 | 0 | 0 | 0 | 0 | 0 | 0 | 0 | 0 | 0 | 0 | 0 |
| 04051001 | Mantequilla, cuando el peso, incluido el envase, sea inferior o igual 1 kilogramo | 0 | 0 | 0 | 0 | 0 | 0 | 0 | 0 | 0 | 0 | 0 | 0 | 0 |
| 04051099 | Los demás | 0 | 0 | 0 | 0 | 0 | 0 | 0 | 0 | 0 | 20 | 0 | 0 | 20 |
| 04052000 | Pastas lácteas para untar | 0 | 0 | 0 | 0 | 0 | 0 | 0 | 0 | 0 | 0 | 0 | 0 | 0 |
| 04052001 | Pastas lácteas para untar | 1 | 0 | 0 | 0 | 0 | 0 | 0 | 0 | 0 | 0 | 0 | 0 | 1 |
| 04059000 | Las demás | 0 | 0 | 0 | 0 | 0 | 0 | 0 | 0 | 0 | 0 | 0 | 0 | 0 |
| 04059001 | Grasa butírica deshidratada | 40 | 0 | 0 | 0 | 1 | 0 | 0 | 0 | 0 | 0 | 0 | 0 | 41 |
| 04059099 | Los demás | 0 | 0 | 0 | 0 | 0 | 0 | 0 | 19 | 131 | 77 | 134 | 3 | 364 |
| | **SUMA** | **41** | **0** | **0** | **0** | **1** | **0** | **0** | **19** | **131** | **97** | **134** | **3** | **426** |
| **QUESOS** | | | | | | | | | | | | | | |
| 04061000 | Queso fresco (sin madurar), incluido el del lactolsuero y requesón | 0 | 0 | 0 | 0 | 0 | 0 | 0 | 0 | 0 | 0 | 0 | 0 | 0 |
| 04061001 | Queso fresco (sin madurar), incluido el del lactolsuero y requesón | 26 | 25 | 71 | 43 | 41 | 58 | 32 | 61 | 18 | 38 | 47 | 31 | 491 |
| 04062000 | Queso de cualquier tipo, rallado o en polvo | 0 | 0 | 0 | 0 | 0 | 0 | 0 | 0 | 0 | 0 | 0 | 0 | 0 |
| 04062001 | Queso de cualquier tipo, rallado o en polvo | 0 | 0 | 0 | 0 | 0 | 3 | 0 | 0 | 2 | 0 | 19 | 0 | 24 |
| 04063000 | Queso fundido, excepto el rallado o en polvc | 0 | 0 | 0 | 0 | 0 | 0 | 0 | 0 | 0 | 0 | 0 | 0 | 0 |
| 04063001 | Queso fundido, excepto el rallado o en polvo, con un contenido en peso de materias grasas inferior o igual al 36% y con un contenido de materias grasas medido en peso del extracto seco superior al 48% | 5 | 3 | 5 | 5 | 4 | 17 | 9 | 4 | 4 | 4 | 4 | 5 | 71 |
| 04063099 | Los demás | 0 | 0 | 50 | 0 | 1 | 52 | 49 | 33 | 33 | 53 | 7 | 44 | 322 |
| 04069000 | Los demás quesos | 0 | 0 | 0 | 0 | 0 | 0 | 0 | 0 | 0 | 0 | 0 | 0 | 0 |
| 04069001 | De pasta dura, denominado Sardo, cuando su presentación así lo indique | 0 | 0 | 0 | 0 | 1 | 0 | 0 | 0 | 0 | 0 | 0 | 0 | 2 |
| 04069004 | Duros o semiduros, con un contenido en peso de materias grasas inferior o igual al 40% | 0 | 0 | 0 | 0 | 0 | 0 | 0 | 0 | 0 | 0 | 0 | 0 | 0 |
| 04069005 | Tipo petit suisse, cuando su composición sea: humedad de 68% a 70%, grasa de 6% a 8% (en base a humedad), extraco seco de 30% a 32%, proteína mínima de 6% | 0 | 0 | 0 | 0 | 0 | 0 | 0 | 0 | 0 | 0 | 0 | 0 | 1 |
| 04069099 | Los demás | 4 | 10 | 7 | 4 | 5 | 4 | 9 | 8 | 8 | 12 | 7 | 7 | 86 |
| | **SUMA** | **35** | **39** | **133** | **52** | **52** | **134** | **100** | **106** | **65** | **108** | **84** | **87** | **996** |
| **PREPARACIONES ALIMENTICIAS** | | | | | | | | | | | | | | |
| 19011000 | Preparaciones para la alimentación infantil aconcionada para la venta al por menor, con un contenido de sólidos lácteos superior al 10% en peso | 0 | 0 | 0 | 0 | 0 | 0 | 0 | 0 | 0 | 0 | 0 | 0 | 0 |
| 19011001 | Preparaciones para la alimentación infantil aconcionada para la venta al por menor, con un contenido de sólidos lácteos superior al 10% en peso | 101 | 77 | 74 | 172 | 115 | 724 | 1,346 | 153 | 90 | 178 | 246 | 214 | 3,489 |
| 19011099 | Las demás | 9 | 14 | 28 | 26 | 39 | 135 | 202 | 205 | 116 | 65 | 92 | 70 | 1,000 |
| 19019003 | Preparaciones a base de productos lácteos con un contenido de sólidos lácteos superior al 10%, pero inferior o igual al 50% en peso | 18 | 10 | 11 | 1 | 10 | 14 | 20 | 14 | 5 | 20 | 21 | 3 | 146 |
| 19019004 | Preparaciones a base de productos lácteos con un contenido de sólidos lácteos superior al 10%, acondicionadas en envases para venta al por menudeo | 0 | 0 | 0 | 0 | 0 | 0 | 0 | 0 | 0 | 63 | 0 | 0 | 64 |
| 19019005 | Preparaciones a base de productos lácteos con un contenido de sólidos lácteos superior al 50% en peso | 0 | 0 | 0 | 0 | 1 | 10 | 0 | 17 | 0 | 0 | 0 | 3 | 32 |
| | **SUMA** | **128** | **101** | **113** | **199** | **165** | **882** | **1,569** | **389** | **211** | **325** | **359** | **290** | **4,731** |

**FUENTE: CNG, ELABORADO CON ESTADÍSTICAS DE COMERCIO EXTERIOR DE BANCOMEXT**

**MEXICO, VALOR DE LAS EXPORTACIONES DEFINITIVAS DEL SISTEMA PRODUCTIVO LÁCTEO**

Miles de dólares **2003**

| FRACCION | DENOMINACION | Ene-03 | Feb-03 | Mar-03 | Abr-03 | May-03 | Jun-03 | Jul-03 | Ago-03 | Sep-03 | Oct-03 | Nov-03 | Dic-03 | Total |
|---|---|---|---|---|---|---|---|---|---|---|---|---|---|---|
| **LECHE Y NATA, SIN CONCENTRAR, SIN ADICIÓN DE AZUCAR NI OTRO EDULCORANTE** | | | | | | | | | | | | | | |
| 04021000 | En polvo, gránulos o demás formas sólidas, con un contenido de materias grasas inferior o igual al 1.5% | 0 | 0 | 0 | 0 | 0 | 0 | 0 | 0 | 0 | 0 | 0 | 0 | 0 |
| 04011001 | Leche | 0 | 1 | 0 | 0 | 0 | 0 | 0 | 0 | 0 | 0 | 1 | 0 | 3 |
| 04011099 | Los demás | 0 | 2 | 6 | 3 | 6 | 0 | 0 | 0 | 0 | 0 | 0 | 0 | 18 |
| 04012000 | Con un contenido de materia grasa superior al 1% pero inferior o igual al 6% en peso | 0 | 0 | 0 | 0 | 0 | 0 | 0 | 0 | 0 | 0 | 0 | 0 | 0 |
| 04012001 | Leche | 0 | 0 | 0 | 0 | 0 | 8 | 2 | 0 | 0 | 0 | 0 | 0 | 11 |
| 04012099 | Los demás | 0 | 0 | 1 | 0 | 0 | 0 | 0 | 0 | 0 | 0 | 0 | 0 | 1 |
| 04013000 | Con un contenido de materia grasa superior al 6% en pelso | 0 | 0 | 0 | 0 | 0 | 0 | 0 | 0 | 0 | 0 | 0 | 0 | 0 |
| 04013001 | Leche | 0 | 2 | 0 | 25 | 0 | 1 | 0 | 0 | 0 | 0 | 0 | 0 | 28 |
| 04013002 | Nata | 0 | 0 | 0 | 0 | 0 | 0 | 0 | 0 | 0 | 0 | 0 | 0 | 0 |
| 04013099 | Los demás | 0 | 5 | 0 | 0 | 0 | 0 | 0 | 1 | 0 | 0 | 0 | 0 | 6 |
| | **SUMA** | **0** | **10** | **7** | **29** | **6** | **9** | **2** | **1** | **0** | **0** | **1** | **0** | **65** |
| **LECHE Y NATA, CONCENTRADAS O CON ADICIÓN DE AZÚCAR U OTRO EDULCORANTE** | | | | | | | | | | | | | | |
| 04021000 | En polvo, gránulos o demás formas sólidas, con un contenido de materias grasas inferior o igual al 1.5% en peso | 0 | 0 | 0 | 0 | 0 | 0 | 0 | 0 | 0 | 0 | 0 | 0 | 0 |
| 04021001 | En polvo, granulos u otras formas sólidas, con un contenido de materias grasas inferior o igual al 1.5% en peso | 11 | 7 | 1 | 1 | 26 | 52 | 62 | 15 | 56 | 7 | 1 | 1 | 241 |
| 04021099 | Los demás | 0 | 0 | 0 | 0 | 0 | 0 | 0 | 0 | 0 | 0 | 1 | 0 | 2 |
| 04022100 | Sin adición de azúcar ni otro edulcorante | 0 | 0 | 0 | 0 | 0 | 0 | 0 | 0 | 0 | 0 | 0 | 0 | 0 |
| 04022101 | Sin azucarar ni edulcorar de otro modo | 6 | 234 | 679 | 1,382 | 840 | 1,233 | 896 | 328 | 545 | 329 | 383 | 799 | 7,654 |
| 04022199 | Los demás | 0 | 0 | 0 | 0 | 0 | 0 | 0 | 0 | 0 | 4 | 0 | 0 | 4 |
| 04022900 | Las demás | 0 | 0 | 0 | 0 | 0 | 0 | 0 | 0 | 0 | 0 | 0 | 0 | 0 |
| 04022999 | Las demas | 0 | 3 | 25 | 18 | 6 | 81 | 10 | 16 | 0 | 33 | 1 | 1 | 193 |
| 04029100 | Leche evaporada sin adición de azúcar ni otro edulcorante | 0 | 0 | 0 | 0 | 0 | 0 | 0 | 0 | 0 | 0 | 0 | 0 | 0 |
| 04029101 | Leche evaporada sin azucarar ni endulcorar | 0 | 5 | 0 | 0 | 0 | 0 | 0 | 0 | 0 | 0 | 0 | 0 | 5 |
| 04029199 | Las demás | 0 | 8 | 6 | 1 | 4 | 0 | 3 | 2 | 5 | 2 | 7 | 14 | 53 |
| 04029900 | Las demás | 0 | 0 | 0 | 0 | 0 | 0 | 0 | 0 | 0 | 0 | 0 | 0 | 0 |
| 04029901 | Leche condensada o evaporada | 8 | 0 | 1 | 0 | 12 | 0 | 0 | 3 | 0 | 0 | 12 | 26 | 63 |
| 04029999 | Las demas | 39 | 264 | 2 | 79 | 3 | 129 | 188 | 103 | 132 | 181 | 59 | 258 | 1,438 |
| | **SUMA** | **65** | **520** | **714** | **1,481** | **891** | **1,496** | **1,160** | **468** | **738** | **555** | **464** | **1,100** | **9,652** |
| **SUERO DE MANTEQUILLA** | | | | | | | | | | | | | | |
| 04031000 | Yogur | 0 | 0 | 0 | 0 | 0 | 0 | 0 | 0 | 0 | 0 | 0 | 0 | 0 |
| 04031001 | Yogur | 49 | 56 | 69 | 70 | 89 | 72 | 89 | 65 | 71 | 81 | 87 | 74 | 872 |
| 04039000 | Los demás | 0 | 0 | 0 | 0 | 0 | 0 | 0 | 0 | 0 | 0 | 0 | 0 | 0 |
| 04039099 | Los demás | 1 | 1 | 2 | 3 | 0 | 45 | 1 | 45 | 12 | 163 | 45 | 64 | 382 |
| 04039900 | Los demás | 0 | 0 | 0 | 0 | 0 | 0 | 0 | 0 | 0 | 0 | 0 | 0 | 0 |
| | **SUMA** | **51** | **56** | **71** | **73** | **89** | **117** | **90** | **110** | **83** | **244** | **132** | **138** | **1,254** |
| **LACTOSUERO** | | | | | | | | | | | | | | |
| 04041000 | Lactosuero, aunque esté modificado, incluso concentrado o con adición de azúcar u otro edulcorante | 0 | 0 | 0 | 0 | 0 | 0 | 0 | 0 | 0 | 0 | 0 | 0 | 0 |
| 04041001 | Suero de leche en polvo, con contenido de proteínas igual o inferior a 12.5% | 0 | 0 | 14 | 1 | 10 | 1 | 0 | 0 | 0 | 1 | 0 | 0 | 27 |
| 04041099 | Los demás | 0 | 0 | 2 | 0 | 0 | 0 | 0 | 1 | 2 | 0 | 0 | 0 | 6 |
| 04049000 | Los demás | 0 | 0 | 0 | 0 | 0 | 0 | 0 | 0 | 0 | 0 | 0 | 0 | 0 |
| 04049099 | Los demás | 150 | 113 | 1 | 0 | 0 | 0 | 0 | 0 | 0 | 0 | 0 | 0 | 265 |
| | **SUMA** | **151** | **113** | **17** | **1** | **10** | **1** | **0** | **1** | **2** | **1** | **0** | **0** | **298** |
| **MANTEQUILLA Y DEMÁS MATERIAS GRASAS DE LA LECHE** | | | | | | | | | | | | | | |
| 04050000 | Mantequilla y demas materias grasas de la leche | 0 | 0 | 0 | 0 | 0 | 0 | 0 | 0 | 0 | 0 | 0 | 0 | 0 |
| 04051000 | Mantequilla | 0 | 0 | 0 | 0 | 0 | 0 | 0 | 0 | 0 | 0 | 0 | 0 | 0 |
| 04051001 | Mantequilla, cuando el peso, incluido el envase, sea inferior o igual 1 kilogramo | 0 | 0 | 0 | 0 | 0 | 0 | 0 | 0 | 0 | 0 | 0 | 0 | 0 |
| 04051099 | Los demás | 0 | 0 | 0 | 0 | 0 | 0 | 0 | 0 | 0 | 40 | 0 | 0 | 40 |
| 04052000 | Pastas lácteas para untar | 0 | 0 | 0 | 0 | 0 | 0 | 0 | 0 | 0 | 0 | 0 | 0 | 0 |
| 04052001 | Pastas lácteas para untar | 3 | 0 | 0 | 0 | 0 | 0 | 0 | 0 | 0 | 0 | 0 | 0 | 3 |
| 04059000 | Las demás | 0 | 0 | 0 | 0 | 0 | 0 | 0 | 0 | 0 | 0 | 0 | 0 | 0 |
| 04059001 | Grasa butírica deshidratada | 69 | 0 | 0 | 0 | 3 | 0 | 0 | 0 | 0 | 0 | 0 | 0 | 72 |
| 04059099 | Los demás | 1 | 0 | 0 | 0 | 0 | 0 | 0 | 34 | 229 | 134 | 235 | 9 | 641 |
| | **SUMA** | **73** | **0** | **0** | **0** | **3** | **0** | **0** | **34** | **229** | **174** | **235** | **9** | **756** |
| **QUESOS** | | | | | | | | | | | | | | |
| 04061000 | Queso fresco (sin madurar), incluido el del lactolsuero y requesón | 0 | 0 | 0 | 0 | 0 | 0 | 0 | 0 | 0 | 0 | 0 | 0 | 0 |
| 04061001 | Queso fresco (sin madurar), incluido el del lactolsuero y requesón | 81 | 87 | 225 | 148 | 128 | 190 | 121 | 202 | 60 | 146 | 186 | 110 | 1,685 |
| 04062000 | Queso de cualquier tipo, rallado o en polvo | 0 | 0 | 0 | 0 | 0 | 0 | 0 | 0 | 0 | 0 | 0 | 0 | 0 |
| 04062001 | Queso de cualquier tipo, rallado o en polvo | 1 | 0 | 0 | 0 | 0 | 5 | 0 | 0 | 10 | 0 | 103 | 0 | 119 |
| 04063000 | Queso fundido, excepto el rallado o en polvc | 0 | 0 | 0 | 0 | 0 | 0 | 0 | 0 | 0 | 0 | 0 | 0 | 0 |
| 04063001 | Queso fundido, excepto el rallado o en polvo, con un contenido en peso de materias grasas inferior o igual al 36% y con un contenido de materias grasas medido en peso del extracto seco superior al 48% | 19 | 13 | 20 | 18 | 15 | 25 | 22 | 14 | 16 | 16 | 14 | 18 | 209 |
| 04063099 | Los demás | 0 | 1 | 116 | 0 | 0 | 108 | 111 | 67 | 64 | 117 | 11 | 97 | 692 |
| 04069000 | Los demás quesos | 0 | 0 | 0 | 0 | 0 | 0 | 0 | 0 | 0 | 0 | 0 | 0 | 0 |
| 04069001 | De pasta dura, denominado Sardo, cuando su presentación así lo indique | 0 | 0 | 0 | 0 | 5 | 0 | 0 | 0 | 1 | 0 | 0 | 0 | 5 |
| 04069004 | Duros o semiduros, con un contenido en peso de materias grasas inferior o igual al 40% | 0 | 0 | 0 | 0 | 0 | 0 | 0 | 0 | 0 | 0 | 0 | 0 | 0 |
| 04069005 | Tipo petit suisse, cuando su composición sea: humedad de 68% a 70%, grasa de 6% a 8% (en base a humedad), extraco seco de 30% a 32%, proteína mínima de 6% | 0 | 0 | 0 | 0 | 0 | 0 | 0 | 0 | 0 | 0 | 0 | 0 | 0 |
| 04069099 | Los demás | 7 | 27 | 21 | 11 | 20 | 12 | 32 | 21 | 27 | 65 | 26 | 22 | 292 |
| | **SUMA** | **108** | **127** | **382** | **177** | **168** | **339** | **286** | **305** | **179** | **344** | **340** | **247** | **3,003** |
| **PREPARACIONES ALIMENTICIAS** | | | | | | | | | | | | | | |
| 19011000 | Preparaciones para la alimentación infantil aconcionada para la venta al por menor, con un contenido de sólidos lácteos superior al 10% en peso | 0 | 0 | 0 | 0 | 0 | 0 | 0 | 0 | 0 | 0 | 0 | 0 | 0 |
| 19011001 | Preparaciones para la alimentación infantil aconcionada para la venta al por menor, con un contenido de sólidos lácteos superior al 10% en peso | 147 | 121 | 302 | 505 | 432 | 2,015 | 3,728 | 565 | 735 | 1,121 | 1,319 | 865 | 11,856 |
| 19011099 | Las demás | 21 | 43 | 88 | 81 | 153 | 483 | 561 | 862 | 372 | 258 | 404 | 246 | 3,571 |
| 19019003 | Preparaciones a base de productos lácteos con un contenido de sólidos lácteos superior al 10%, pero inferior o igual al 50% en peso | 37 | 19 | 22 | 1 | 18 | 27 | 39 | 35 | 10 | 40 | 42 | 6 | 296 |
| 19019004 | Preparaciones a base de productos lácteos con un contenido de sólidos lácteos superior al 10%, acondicionadas en envases para venta al por menudeo | 0 | 1 | 0 | 1 | 0 | 0 | 0 | 1 | 0 | 206 | 0 | 0 | 210 |
| 19019005 | Preparaciones a base de productos lácteos con un contenido de sólidos lácteos superior al 50% en peso | 0 | 0 | 0 | 0 | 3 | 31 | 0 | 39 | 1 | 0 | 0 | 7 | 80 |
| | **SUMA** | **204** | **184** | **412** | **588** | **605** | **2,555** | **4,328** | **1,501** | **1,118** | **1,626** | **1,766** | **1,125** | **16,013** |
| | **TOTAL** | **652** | **1,011** | **1,603** | **2,349** | **1,773** | **4,518** | **5,866** | **2,421** | **2,350** | **2,942** | **2,938** | **2,618** | **31,041** |

**FUENTE: CNG, ELABORADO CON ESTADÍSTICAS DE COMERCIO EXTERIOR DE BANCOMEXT**

**MEXICO, VOLUMEN DE LAS EXPORTACIONES DEFINITIVAS DEL SISTEMA PRODUCTIVO LÁCTEO**

Miles de litros o Toneladas **2004**

| FRACCION | DENOMINACION | Ene-04 | Feb-04 | Mar-04 | Abr-04 | May-04 | Jun-04 | Jul-04 | Ago-04 | Sep-04 | Oct-04 | Nov-04 | Dic-04 | Total |
|---|---|---|---|---|---|---|---|---|---|---|---|---|---|---|
| **LECHE Y NATA, SIN CONCENTRAR, SIN ADICIÓN DE AZUCAR NI OTRO EDULCORANTE** | | | | | | | | | | | | | | |
| 04011000 | Con un contenido de materia grasa inferior o igual al 1% en peso | 0 | 0 | 0 | 0 | 0 | 0 | 0 | 0 | 0 | 0 | 0 | 0 | 0 |
| 04011001 | Leche | 0 | 1 | 0 | 0 | 0 | 0 | 0 | 0 | 0 | 0 | 0 | 0 | 1 |
| 04011099 | Los demás | 0 | 0 | 0 | 0 | 0 | 0 | 0 | 0 | 0 | 0 | 0 | 0 | 0 |
| 04012000 | Con un contenido de materia grasa superior al 1% pero inferior o igual al 6% en peso | 0 | 0 | 0 | 0 | 0 | 0 | 0 | 0 | 0 | 0 | 0 | 0 | 0 |
| 04012001 | Leche | 25 | 0 | 0 | 0 | 0 | 0 | 0 | 0 | 0 | 0 | 0 | 1 | 26 |
| 04012099 | Los demás | 0 | 0 | 0 | 0 | 0 | 0 | 0 | 0 | 0 | 0 | 0 | 0 | 0 |
| 04013000 | Con un contenido de materia grasa superior al 6% en pelso | 0 | 0 | 0 | 0 | 0 | 0 | 0 | 0 | 0 | 0 | 0 | 0 | 0 |
| 04013001 | Leche | 0 | 62 | 105 | 110 | 57 | 62 | 254 | 114 | 0 | 53 | 202 | 1 | 1,021 |
| 04013002 | Nata | 0 | 0 | 0 | 0 | 0 | 0 | 0 | 0 | 0 | 0 | 0 | 0 | 0 |
| 04013099 | Los demás | 0 | 0 | 0 | 0 | 0 | 0 | 0 | 0 | 0 | 0 | 0 | 0 | 0 |
| | **SUMA** | **25** | **63** | **105** | **110** | **57** | **62** | **254** | **114** | **0** | **53** | **202** | **2** | **1,048** |
| **LECHE Y NATA, CONCENTRADAS O CON ADICIÓN DE AZÚCAR U OTRO EDULCORANTE** | | | | | | | | | | | | | | |
| 04021000 | En polvo, gránulos o demás formas sólidas, con un contenido de materias grasas inferior o igual al 1.5% | 0 | 0 | 0 | 0 | 0 | 0 | 0 | 0 | 0 | 0 | 0 | 0 | 0 |
| 04021001 | En polvo, granulos u otras formas sólidas, con un contenido de materias grasas inferior o igual al 1.5% en peso | 1 | 30 | 11 | 7 | 8 | 7 | 1 | 0 | 12 | 8 | 6 | 6 | 97 |
| 04021099 | Los demás | 0 | 0 | 4 | 0 | 0 | 0 | 0 | 0 | 0 | 0 | 0 | 0 | 4 |
| 04022100 | Sin adición de azúcar ni otro edulcorante | 0 | 0 | 0 | 0 | 0 | 0 | 0 | 0 | 0 | 0 | 0 | 0 | 0 |
| 04022101 | Sin azucarar ni edulcorar de otro modo | 62 | 62 | 53 | 64 | 69 | 76 | 216 | 148 | 27 | 64 | 104 | 121 | 1,066 |
| 04022199 | Los demás | 0 | 0 | 0 | 0 | 0 | 0 | 0 | 0 | 4 | 20 | 0 | 9 | 33 |
| 04022900 | Las demás | 0 | 0 | 0 | 0 | 0 | 0 | 0 | 0 | 0 | 0 | 0 | 0 | 0 |
| 04022999 | Las demas | 1 | 8 | 2 | 0 | 0 | 0 | 8 | 4 | 0 | 0 | 6 | 0 | 29 |
| 04029100 | Leche evaporada sin adición de azúcar ni otro edulcorante | 0 | 0 | 0 | 0 | 0 | 0 | 0 | 0 | 0 | 0 | 0 | 0 | 0 |
| 04029101 | Leche evaporada sin azucarar ni endulcorar | 0 | 0 | 0 | 0 | 0 | 0 | 0 | 0 | 0 | 0 | 0 | 0 | 0 |
| 04029199 | Las demás | 1 | 4 | 2 | 7 | 0 | 4 | 1 | 3 | 3 | 4 | 4 | 3 | 35 |
| 04029900 | Las demás | 0 | 0 | 0 | 0 | 0 | 0 | 0 | 0 | 0 | 0 | 0 | 0 | 0 |
| 04029901 | Leche condensada o evaporada | 5 | 0 | 0 | 0 | 0 | 0 | 1 | 0 | 0 | 0 | 0 | 0 | 6 |
| 04029999 | Las demas | 2 | 80 | 4 | 1 | 2 | 3 | 4 | 2 | 5 | 6 | 16 | 12 | 136 |
| | **SUMA** | **73** | **183** | **76** | **79** | **79** | **91** | **230** | **158** | **50** | **103** | **135** | **150** | **1,407** |
| **SUERO DE MANTEQUILLA** | | | | | | | | | | | | | | |
| 04031000 | Yogur | 0 | 0 | 0 | 0 | 0 | 0 | 0 | 0 | 0 | 0 | 0 | 0 | 0 |
| 04031001 | Yogur | 46 | 37 | 40 | 38 | 38 | 28 | 38 | 42 | 46 | 44 | 50 | 38 | 484 |
| 04039000 | Los demás | 0 | 0 | 0 | 0 | 0 | 0 | 0 | 0 | 0 | 0 | 0 | 0 | 0 |
| 04039099 | Los demás | 11 | 26 | 39 | 16 | 46 | 40 | 28 | 39 | 22 | 31 | 32 | 30 | 362 |
| 04039900 | Los demás | 0 | 0 | 0 | 0 | 0 | 0 | 0 | 0 | 0 | 0 | 0 | 0 | 0 |
| | **SUMA** | **57** | **63** | **79** | **54** | **83** | **68** | **67** | **82** | **68** | **75** | **82** | **68** | **845** |
| **LACTOSUERO** | | | | | | | | | | | | | | |
| 04041000 | Lactosuero, aunque esté modificado, incluso concentrado o con adición de azúcar u otro edulcorante | 0 | 0 | 0 | 0 | 0 | 0 | 0 | 0 | 0 | 0 | 0 | 0 | 0 |
| 04041001 | Suero de leche en polvo, con contenido de proteínas igual o inferior a 12.5% | 0 | 3 | 1 | 0 | 0 | 0 | 0 | 0 | 0 | 1 | 228 | 0 | 233 |
| 04041099 | Los demás | 0 | 0 | 0 | 0 | 0 | 0 | 0 | 0 | 0 | 0 | 0 | 0 | 1 |
| 04049000 | Los demás | 0 | 0 | 0 | 0 | 0 | 0 | 0 | 0 | 0 | 0 | 0 | 0 | 0 |
| 04049099 | Los demás | 0 | 0 | 0 | 0 | 0 | 0 | 0 | 0 | 0 | 0 | 1 | 0 | 1 |
| | **SUMA** | **0** | **3** | **1** | **1** | **0** | **0** | **0** | **0** | **0** | **1** | **229** | **0** | **236** |
| **MANTEQUILLA Y DEMÁS MATERIAS GRASAS DE LA LECHE** | | | | | | | | | | | | | | |
| 04050000 | Mantequilla y demas materias grasas de la leche | 0 | 0 | 0 | 0 | 0 | 0 | 0 | 0 | 0 | 0 | 0 | 0 | 0 |
| 04051000 | Mantequilla | 0 | 0 | 0 | 0 | 0 | 0 | 0 | 0 | 0 | 0 | 0 | 0 | 0 |
| 04051001 | Mantequilla, cuando el peso, incluido el envase, sea inferior o igual 1 kilogramo | 0 | 0 | 0 | 0 | 0 | 0 | 0 | 0 | 0 | 0 | 0 | 0 | 0 |
| 04051099 | Los demás | 0 | 40 | 111 | 171 | 152 | 19 | 39 | 57 | 38 | 76 | 38 | 0 | 741 |
| 04052000 | Pastas lácteas para untar | 0 | 0 | 0 | 0 | 0 | 0 | 0 | 0 | 0 | 0 | 0 | 0 | 0 |
| 04052001 | Pastas lácteas para untar | 0 | 0 | 19 | 0 | 0 | 0 | 0 | 0 | 0 | 0 | 0 | 0 | 19 |
| 04059000 | Las demás | 0 | 0 | 0 | 0 | 0 | 0 | 0 | 0 | 0 | 0 | 0 | 0 | 0 |
| 04059001 | Grasa butírica deshidratada | 0 | 0 | 0 | 0 | 0 | 0 | 50 | 77 | 0 | 30 | 27 | 0 | 185 |
| 04059099 | Los demás | 0 | 43 | 0 | 19 | 0 | 0 | 0 | 0 | 1 | 0 | 0 | 0 | 63 |
| | **SUMA** | **0** | **83** | **130** | **190** | **152** | **19** | **89** | **134** | **39** | **106** | **66** | **0** | **1,009** |
| **QUESOS** | | | | | | | | | | | | | | |
| 04061000 | Queso fresco (sin madurar), incluido el del lactolsuero y requesón | 0 | 0 | 0 | 0 | 0 | 0 | 0 | 0 | 0 | 0 | 0 | 0 | 0 |
| 04061001 | Queso fresco (sin madurar), incluido el del lactolsuero y requesón | 26 | 44 | 58 | 49 | 46 | 63 | 67 | 50 | 70 | 77 | 51 | 42 | 643 |
| 04062000 | Queso de cualquier tipo, rallado o en polvo | 0 | 0 | 0 | 0 | 0 | 0 | 0 | 0 | 0 | 0 | 0 | 0 | 0 |
| 04062001 | Queso de cualquier tipo, rallado o en polvo | 0 | 0 | 40 | 0 | 0 | 0 | 0 | 0 | 0 | 0 | 0 | 0 | 40 |
| 04063000 | Queso fundido, excepto el rallado o en polvc | 0 | 0 | 0 | 0 | 0 | 0 | 0 | 0 | 0 | 0 | 0 | 0 | 0 |
| 04063001 | Queso fundido, excepto el rallado o en polvo, con un contenido en peso de materias grasas inferior o igual al 36% y con un contenido de materias grasas medido en peso del extracto seco superior al 48% | 5 | 5 | 5 | 5 | 4 | 5 | 5 | 5 | 10 | 7 | 7 | 6 | 69 |
| 04063099 | Los demás | 38 | 54 | 87 | 83 | 43 | 50 | 4 | 23 | 21 | 40 | 27 | 37 | 506 |
| 04069000 | Los demás quesos | 0 | 0 | 0 | 0 | 0 | 0 | 0 | 0 | 0 | 0 | 0 | 0 | 0 |
| 04069001 | De pasta dura, denominado Sardo, cuando su presentación así lo indique | 0 | 0 | 0 | 0 | 0 | 0 | 0 | 0 | 0 | 0 | 0 | 0 | 0 |
| 04069004 | Duros o semiduros, con un contenido en peso de materias grasas inferior o igual al 40% | 0 | 0 | 0 | 3 | 0 | 0 | 0 | 0 | 0 | 0 | 0 | 0 | 3 |
| 04069005 | Tipo petit suisse, cuando su composición sea: humedad de 68% a 70%, grasa de 6% a 8% (en base a humedad), extraco seco de 30% a 32%, proteína mínima de 6% | 0 | 0 | 0 | 0 | 0 | 0 | 0 | 0 | 0 | 0 | 0 | 0 | 0 |
| 04069099 | Los demás | 6 | 9 | 8 | 15 | 18 | 26 | 19 | 28 | 34 | 45 | 86 | 62 | 357 |
| | **SUMA** | **75** | **112** | **197** | **155** | **111** | **144** | **96** | **106** | **135** | **168** | **171** | **148** | **1,619** |
| **PREPARACIONES ALIMENTICIAS** | | | | | | | | | | | | | | |
| 19011000 | Preparaciones para la alimentación infantil aconcionada para la venta al por menor, con un contenido de sólidos lácteos superior al 10% en peso | 0 | 0 | 0 | 0 | 0 | 0 | 0 | 0 | 0 | 0 | 0 | 0 | 0 |
| 19011001 | Preparaciones para la alimentación infantil aconcionada para la venta al por menor, con un contenido de sólidos lácteos superior al 10% en peso | 390 | 470 | 377 | 368 | 368 | 265 | 489 | 546 | 310 | 403 | 472 | 247 | 4,705 |
| 19011099 | Las demás | 9 | 1 | 7 | 2 | 3 | 2 | 6 | 2 | 19 | 0 | 2 | 2 | 54 |
| 19019003 | Preparaciones a base de productos lácteos con un contenido de sólidos lácteos superior al 10%, pero inferior o igual al 50% en peso | 7 | 5 | 20 | 11 | 6 | 6 | 7 | 21 | 29 | 3 | 5 | 31 | 150 |
| 19019004 | Preparaciones a base de productos lácteos con un contenido de sólidos lácteos superior al 10%, acondicionadas en envases para venta al por menudeo | 0 | 15 | 0 | 11 | 23 | 30 | 31 | 31 | 6 | 30 | 54 | 0 | 231 |
| 19019005 | Preparaciones a base de productos lácteos con un contenido de sólidos lácteos superior al 50% en peso | 0 | 0 | 0 | 0 | 0 | 3 | 0 | 0 | 0 | 2 | 0 | 0 | 6 |
| | **SUMA** | **406** | **492** | **404** | **391** | **400** | **306** | **533** | **600** | **363** | **439** | **533** | **279** | **5,145** |

**FUENTE: CNG, ELABORADO CON ESTADÍSTICAS DE COMERCIO EXTERIOR DE BANCOMEXT**

**MEXICO, VALOR DE LAS EXPORTACIONES DEFINITIVAS DEL SISTEMA PRODUCTIVO LÁCTEO**

Miles de dólares **2004**

| FRACCION | DENOMINACION | Ene-04 | Feb-04 | Mar-04 | Abr-04 | May-04 | Jun-04 | Jul-04 | Ago-04 | Sep-04 | Oct-04 | Nov-04 | Dic-04 | Total |
|---|---|---|---|---|---|---|---|---|---|---|---|---|---|---|
| **LECHE Y NATA, SIN CONCENTRAR, SIN ADICIÓN DE AZUCAR NI OTRO EDULCORANTE** | | | | | | | | | | | | | | |
| 04021000 | En polvo, gránulos o demás formas sólidas, con un contenido de materias grasas inferior o igual al 1.5% | 0 | 0 | 0 | 0 | 0 | 0 | 0 | 0 | 0 | 0 | 0 | 0 | 0 |
| 04011001 | Leche | 0 | 0 | 0 | 0 | 0 | 0 | 0 | 0 | 0 | 0 | 0 | 0 | 1 |
| 04011099 | Los demás | 0 | 0 | 0 | 0 | 0 | 0 | 0 | 0 | 0 | 0 | 0 | 0 | 0 |
| 04012000 | Con un contenido de materia grasa superior al 1% pero inferior o igual al 6% en peso | 0 | 0 | 0 | 0 | 0 | 0 | 0 | 0 | 0 | 0 | 0 | 0 | 0 |
| 04012001 | Leche | 11 | 0 | 0 | 0 | 0 | 0 | 0 | 0 | 0 | 0 | 0 | 0 | 11 |
| 04012099 | Los demás | 0 | 0 | 0 | 0 | 0 | 0 | 0 | 0 | 0 | 0 | 0 | 0 | 0 |
| 04013000 | Con un contenido de materia grasa superior al 6% en pelso | 0 | 0 | 0 | 0 | 0 | 0 | 0 | 0 | 0 | 0 | 0 | 0 | 0 |
| 04013001 | Leche | 0 | 94 | 159 | 168 | 87 | 94 | 385 | 174 | 0 | 81 | 306 | 3 | 1,551 |
| 04013002 | Nata | 0 | 0 | 0 | 0 | 0 | 0 | 0 | 0 | 0 | 0 | 0 | 0 | 0 |
| 04013099 | Los demás | 0 | 0 | 0 | 0 | 0 | 0 | 0 | 0 | 0 | 0 | 0 | 0 | 0 |
| | **SUMA** | **11** | **95** | **159** | **168** | **87** | **94** | **385** | **174** | **0** | **81** | **306** | **3** | **1,564** |
| **LECHE Y NATA, CONCENTRADAS O CON ADICIÓN DE AZÚCAR U OTRO EDULCORANTE** | | | | | | | | | | | | | | |
| 04021000 | En polvo, gránulos o demás formas sólidas, con un contenido de materias grasas inferior o igual al 1.5% en peso | 0 | 0 | 0 | 0 | 0 | 0 | 0 | 0 | 0 | 0 | 0 | 0 | 0 |
| 04021001 | En polvo, granulos u otras formas sólidas, con un contenido de materias grasas inferior o igual al 1.5% en peso | 3 | 85 | 42 | 38 | 42 | 42 | 2 | 1 | 67 | 50 | 29 | 32 | 432 |
| 04021099 | Los demás | 0 | 0 | 25 | 0 | 0 | 0 | 0 | 0 | 0 | 0 | 0 | 1 | 26 |
| 04022100 | Sin adición de azúcar ni otro edulcorante | 0 | 0 | 0 | 0 | 0 | 0 | 0 | 0 | 0 | 0 | 0 | 0 | 0 |
| 04022101 | Sin azucarar ni edulcorar de otro modo | 227 | 166 | 171 | 225 | 243 | 272 | 796 | 481 | 97 | 229 | 355 | 428 | 3,689 |
| 04022199 | Los demás | 0 | 0 | 0 | 0 | 0 | 0 | 0 | 0 | 3 | 73 | 0 | 6 | 83 |
| 04022900 | Las demás | 0 | 0 | 0 | 0 | 0 | 0 | 0 | 0 | 0 | 0 | 0 | 0 | 0 |
| 04022999 | Las demas | 6 | 37 | 9 | 0 | 0 | 0 | 46 | 24 | 0 | 0 | 39 | 0 | 162 |
| 04029100 | Leche evaporada sin adición de azúcar ni otro edulcorante | 0 | 0 | 0 | 0 | 0 | 0 | 0 | 0 | 0 | 0 | 0 | 0 | 0 |
| 04029101 | Leche evaporada sin azucarar ni endulcorar | 0 | 0 | 0 | 0 | 0 | 0 | 0 | 0 | 0 | 0 | 0 | 0 | 0 |
| 04029199 | Las demás | 2 | 7 | 2 | 5 | 1 | 7 | 3 | 3 | 2 | 5 | 6 | 5 | 48 |
| 04029900 | Las demás | 0 | 0 | 0 | 0 | 0 | 0 | 0 | 0 | 0 | 0 | 0 | 0 | 0 |
| 04029901 | Leche condensada o evaporada | 6 | 0 | 0 | 0 | 0 | 0 | 1 | 0 | 0 | 0 | 0 | 0 | 8 |
| 04029999 | Las demas | 6 | 121 | 16 | 1 | 2 | 13 | 6 | 2 | 8 | 6 | 22 | 20 | 223 |
| | **SUMA** | **252** | **416** | **265** | **268** | **289** | **334** | **854** | **511** | **177** | **363** | **450** | **491** | **4,670** |
| **SUERO DE MANTEQUILLA** | | | | | | | | | | | | | | |
| 04031000 | Yogur | 0 | 0 | 0 | 0 | 0 | 0 | 0 | 0 | 0 | 0 | 0 | 0 | 0 |
| 04031001 | Yogur | 75 | 63 | 69 | 63 | 65 | 48 | 63 | 81 | 83 | 84 | 95 | 73 | 862 |
| 04039000 | Los demás | 0 | 0 | 0 | 0 | 0 | 0 | 0 | 0 | 0 | 0 | 0 | 0 | 0 |
| 04039099 | Los demás | 12 | 71 | 110 | 24 | 69 | 106 | 32 | 104 | 31 | 102 | 97 | 91 | 849 |
| 04039900 | Los demás | 0 | 0 | 0 | 0 | 0 | 0 | 0 | 0 | 0 | 0 | 0 | 0 | 0 |
| | **SUMA** | **87** | **134** | **178** | **87** | **133** | **155** | **96** | **184** | **114** | **186** | **192** | **164** | **1,711** |
| **LACTOSUERO** | | | | | | | | | | | | | | |
| 04041000 | Lactosuero, aunque esté modificado, incluso concentrado o con adición de azúcar u otro edulcorante | 0 | 0 | 0 | 0 | 0 | 0 | 0 | 0 | 0 | 0 | 0 | 0 | 0 |
| 04041001 | Suero de leche en polvo, con contenido de proteínas igual o inferior a 12.5% | 0 | 2 | 2 | 0 | 0 | 0 | 0 | 0 | 0 | 1 | 378 | 0 | 383 |
| 04041099 | Los demás | 2 | 0 | 0 | 0 | 0 | 0 | 3 | 0 | 0 | 0 | 0 | 0 | 5 |
| 04049000 | Los demás | 0 | 0 | 0 | 0 | 0 | 0 | 0 | 0 | 0 | 0 | 0 | 0 | 0 |
| 04049099 | Los demás | 0 | 1 | 0 | 0 | 0 | 0 | 0 | 0 | 0 | 0 | 2 | 0 | 3 |
| | **SUMA** | **2** | **3** | **2** | **0** | **0** | **0** | **3** | **0** | **0** | **1** | **380** | **0** | **392** |
| **MANTEQUILLA Y DEMÁS MATERIAS GRASAS DE LA LECHE** | | | | | | | | | | | | | | |
| 04050000 | Mantequilla y demas materias grasas de la leche | 0 | 0 | 0 | 0 | 0 | 0 | 0 | 0 | 0 | 0 | 0 | 0 | 0 |
| 04051000 | Mantequilla | 0 | 0 | 0 | 0 | 0 | 0 | 0 | 0 | 0 | 0 | 0 | 0 | 0 |
| 04051001 | Mantequilla, cuando el peso, incluido el envase, sea inferior o igual 1 kilogramo | 0 | 0 | 1 | 0 | 0 | 0 | 0 | 0 | 0 | 0 | 0 | 0 | 2 |
| 04051099 | Los demás | 0 | 90 | 260 | 413 | 390 | 44 | 101 | 151 | 110 | 243 | 120 | 0 | 1,922 |
| 04052000 | Pastas lácteas para untar | 0 | 0 | 0 | 0 | 0 | 0 | 0 | 0 | 0 | 0 | 0 | 0 | 0 |
| 04052001 | Pastas lácteas para untar | 0 | 0 | 48 | 0 | 0 | 0 | 0 | 0 | 0 | 0 | 0 | 0 | 48 |
| 04059000 | Las demás | 0 | 0 | 0 | 0 | 0 | 0 | 0 | 0 | 0 | 0 | 0 | 0 | 0 |
| 04059001 | Grasa butírica deshidratada | 0 | 0 | 0 | 0 | 0 | 0 | 124 | 208 | 0 | 82 | 78 | 0 | 493 |
| 04059099 | Los demás | 0 | 81 | 0 | 54 | 0 | 0 | 0 | 0 | 16 | 0 | 2 | 0 | 154 |
| | **SUMA** | **0** | **172** | **309** | **467** | **390** | **44** | **225** | **359** | **126** | **326** | **200** | **0** | **2,619** |
| **QUESOS** | | | | | | | | | | | | | | |
| 04061000 | Queso fresco (sin madurar), incluido el del lactolsuero y requesón | 0 | 0 | 0 | 0 | 0 | 0 | 0 | 0 | 0 | 0 | 0 | 0 | 0 |
| 04061001 | Queso fresco (sin madurar), incluido el del lactolsuero y requesón | 88 | 152 | 200 | 183 | 176 | 214 | 236 | 182 | 247 | 255 | 166 | 162 | 2,263 |
| 04062000 | Queso de cualquier tipo, rallado o en polvo | 0 | 0 | 0 | 0 | 0 | 0 | 0 | 0 | 0 | 0 | 0 | 0 | 0 |
| 04062001 | Queso de cualquier tipo, rallado o en polvo | 0 | 0 | 174 | 0 | 0 | 0 | 0 | 0 | 0 | 0 | 0 | 0 | 174 |
| 04063000 | Queso fundido, excepto el rallado o en polvc | 0 | 0 | 0 | 0 | 0 | 0 | 0 | 0 | 0 | 0 | 0 | 0 | 0 |
| 04063001 | Queso fundido, excepto el rallado o en polvo, con un contenido en peso de materias grasas inferior o igual al 36% y con un contenido de materias grasas medido en peso del extracto seco superior al 48% | 16 | 19 | 16 | 19 | 16 | 21 | 18 | 17 | 29 | 20 | 20 | 18 | 229 |
| 04063099 | Los demás | 84 | 130 | 219 | 196 | 99 | 114 | 13 | 155 | 50 | 99 | 63 | 90 | 1,309 |
| 04069000 | Los demás quesos | 0 | 0 | 0 | 0 | 0 | 0 | 0 | 0 | 0 | 0 | 0 | 0 | 0 |
| 04069001 | De pasta dura, denominado Sardo, cuando su presentación así lo indique | 0 | 0 | 0 | 0 | 0 | 0 | 1 | 0 | 0 | 0 | 0 | 0 | 1 |
| 04069004 | Duros o semiduros, con un contenido en peso de materias grasas inferior o igual al 40% | 0 | 0 | 0 | 10 | 0 | 0 | 7 | 0 | 0 | 0 | 0 | 0 | 17 |
| 04069005 | Tipo petit suisse, cuando su composición sea: humedad de 68% a 70%, grasa de 6% a 8% (en base a humedad), extraco seco de 30% a 32%, proteína mínima de 6% | 0 | 0 | 0 | 0 | 0 | 0 | 0 | 0 | 0 | 0 | 0 | 0 | 0 |
| 04069099 | Los demás | 7 | 30 | 22 | 52 | 56 | 69 | 51 | 104 | 119 | 161 | 297 | 288 | 1,256 |
| | **SUMA** | **195** | **331** | **631** | **460** | **348** | **418** | **327** | **457** | **445** | **535** | **545** | **558** | **5,249** |
| **PREPARACIONES ALIMENTICIAS** | | | | | | | | | | | | | | |
| 19011000 | Preparaciones para la alimentación infantil aconcionada para la venta al por menor, con un contenido de sólidos lácteos superior al 10% en peso | 0 | 0 | 0 | 0 | 0 | 0 | 0 | 0 | 0 | 0 | 0 | 0 | 0 |
| 19011001 | Preparaciones para la alimentación infantil aconcionada para la venta al por menor, con un contenido de sólidos lácteos superior al 10% en peso | 2,089 | 1,807 | 1,408 | 1,414 | 1,628 | 1,079 | 1,921 | 2,113 | 1,309 | 1,809 | 2,225 | 1,114 | 19,918 |
| 19011099 | Las demás | 34 | 5 | 14 | 6 | 10 | 7 | 16 | 6 | 53 | 0 | 8 | 4 | 163 |
| 19019003 | Preparaciones a base de productos lácteos con un contenido de sólidos lácteos superior al 10%, pero inferior o igual al 50% en peso | 14 | 50 | 40 | 22 | 12 | 12 | 14 | 28 | 50 | 6 | 13 | 67 | 330 |
| 19019004 | Preparaciones a base de productos lácteos con un contenido de sólidos lácteos superior al 10%, acondicionadas en envases para venta al por menudeo | 0 | 47 | 0 | 34 | 72 | 93 | 86 | 102 | 18 | 22 | 180 | 0 | 655 |
| 19019005 | Preparaciones a base de productos lácteos con un contenido de sólidos lácteos superior al 50% en peso | 0 | 0 | 0 | 0 | 0 | 1 | 0 | 0 | 1 | 1 | 0 | 0 | 2 |
| | **SUMA** | **2,138** | **1,909** | **1,462** | **1,476** | **1,722** | **1,192** | **2,038** | **2,249** | **1,432** | **1,837** | **2,426** | **1,185** | **21,067** |
| | **TOTAL** | **2,685** | **3,060** | **3,007** | **2,927** | **2,969** | **2,238** | **3,926** | **3,934** | **2,293** | **3,329** | **4,501** | **2,401** | **37,270** |

**FUENTE: CNG, ELABORADO CON ESTADÍSTICAS DE COMERCIO EXTERIOR DE BANCOMEXT**

**MEXICO, VOLUMEN DE LAS EXPORTACIONES DEFINITIVAS DEL SISTEMA PRODUCTIVO APÍCOLA**
Kilogramos

| FRACCION | DENOMINACION | 1993 | 1994 | 1995 | 1996 | 1997 | 1998 | 1999 | 2000 | 2001 | 2002 | 2003 | 2004 |
|---|---|---|---|---|---|---|---|---|---|---|---|---|---|
| | **ABEJAS Y SUS PRODUCTOS** | | | | | | | | | | | | |
| 01060010 | Abejas. | 0 | 0 | 15 | 14 | 6 | 15 | 8 | 7 | 0 | 30 | 0 | 0 |
| 01069001 | Abejas. | 0 | 0 | 0 | 0 | 0 | 0 | 0 | 0 | 0 | 13 | 0 | 0 |
| 04090000 | Miel natural. | 34,949,566 | 30,166,685 | 25,649,535 | 27,448,473 | 22,681,161 | 26,321,596 | 19,837,522 | 26,262,104 | 19,208,976 | 6,549,279 | 0 | 0 |
| 04090001 | Miel natural. | 0 | 0 | 0 | 0 | 0 | 0 | 0 | 0 | 0 | 22,333,617 | 22,161,344 | 19,804,550 |
| 15219001 | Cera de abejas, refinada | 0 | 0 | 0 | 0 | 0 | 0 | 0 | 0 | 0 | 7,324 | 14,051 | 20,634 |

**MEXICO, VALOR DE LAS EXPORTACIONES DEFINITIVAS DEL SISTEMA PRODUCTIVO APÍCOLA**
Miles de dólares

| FRACCION | DENOMINACION | 1993 | 1994 | 1995 | 1996 | 1997 | 1998 | 1999 | 2000 | 2001 | 2002 | 2003 | 2004 |
|---|---|---|---|---|---|---|---|---|---|---|---|---|---|
| | **ABEJAS Y SUS PRODUCTOS** | | | | | | | | | | | | |
| 01060010 | Abejas. | 0 | 0 | 1 | 0 | 1 | 1 | 2 | 3 | 0 | 1 | 0 | 0 |
| 01069001 | Abejas. | 0 | 0 | 0 | 0 | 0 | 0 | 0 | 0 | 0 | 3 | 0 | 0 |
| 04090000 | Miel natural. | 32,912 | 27,873 | 30,464 | 46,875 | 35,212 | 37,193 | 22,443 | 29,862 | 23,891 | 8,921 | 0 | 0 |
| 04090001 | Miel natural. | 0 | 0 | 0 | 0 | 0 | 0 | 0 | 0 | 0 | 44,582 | 60,022 | 48,677 |
| 15219001 | Cera de abejas, refinada | 0 | 0 | 0 | 0 | 0 | 0 | 0 | 0 | 0 | 46 | 74 | 75 |
| | **SUMA** | **32,912** | **27,873** | **30,465** | **46,875** | **35,213** | **37,193** | **22,445** | **29,865** | **23,891** | **53,552** | **60,095** | **48,752** |

**FUENTE: CNG, ELABORADO CON ESTADÍSTICAS DE COMERCIO EXTERIOR DE BANCOMEXT**

**MEXICO, VOLUMEN DE LAS EXPORTACIONES DEFINITIVAS DEL SISTEMA PRODUCTIVO APÍCOLA**
Kilogramos

**2003**

| FRACCION | DENOMINACION | Ene-03 | Feb-03 | Mar-03 | Abr-03 | May-03 | Jun-03 | Jul-03 | Ago-03 | Sep-03 | Oct-03 | Nov-03 | Dic-03 | Total |
|---|---|---|---|---|---|---|---|---|---|---|---|---|---|---|
| | **ABEJAS Y SUS PRODUCTOS** | | | | | | | | | | | | | |
| 01060010 | Abejas. | 0 | 0 | 0 | 0 | 0 | 0 | 0 | 0 | 0 | 0 | 0 | 0 | 0 |
| 01069001 | Abejas. | 0 | 0 | 0 | 0 | 0 | 0 | 0 | 0 | 0 | 0 | 0 | 0 | 0 |
| 04090000 | Miel natural. | 0 | 0 | 0 | 0 | 0 | 0 | 0 | 0 | 0 | 0 | 0 | 0 | 0 |
| 04090001 | Miel natural. | 1,098,286 | 1,217,221 | 1,808,295 | 3,133,185 | 2,894,778 | 3,194,911 | 2,396,820 | 1,044,199 | 463,184 | 1,084,761 | 1,758,956 | 2,066,748 | 22,161,344 |
| 15219001 | Cera de abejas, refinada | 293 | 0 | 500 | 0 | 0 | 2,000 | 3,246 | 20 | 2,692 | 1,000 | 2,000 | 2,300 | 14,051 |

**MEXICO, VALOR DE LAS EXPORTACIONES DEFINITIVAS DEL SISTEMA PRODUCTIVO APÍCOLA**
Miles de dólares

**2003**

| FRACCION | DENOMINACION | Ene-03 | Feb-03 | Mar-03 | Abr-03 | May-03 | Jun-03 | Jul-03 | Ago-03 | Sep-03 | Oct-03 | Nov-03 | Dic-03 | Total |
|---|---|---|---|---|---|---|---|---|---|---|---|---|---|---|
| | **ABEJAS Y SUS PRODUCTOS** | | | | | | | | | | | | | |
| 01060010 | Abejas. | 0 | 0 | 0 | 0 | 0 | 0 | 0 | 0 | 0 | 0 | 0 | 0 | 0 |
| 01069001 | Abejas. | 0 | 0 | 0 | 0 | 0 | 0 | 0 | 0 | 0 | 0 | 0 | 0 | 0 |
| 04090000 | Miel natural. | 0 | 0 | 0 | 0 | 0 | 0 | 0 | 0 | 0 | 0 | 0 | 0 | 0 |
| 04090001 | Miel natural. | 2,688 | 3,086 | 4,770 | 8,505 | 8,083 | 8,799 | 6,750 | 2,947 | 1,157 | 2,826 | 4,762 | 5,647 | 60,022 |
| 15219001 | Cera de abejas, refinada | 1 | 0 | 3 | 0 | 0 | 13 | 20 | 0 | 8 | 3 | 11 | 14 | 74 |
| | **SUMA** | **2,689** | **3,086** | **4,773** | **8,505** | **8,083** | **8,812** | **6,770** | **2,947** | **1,166** | **2,829** | **4,773** | **5,662** | **60,095** |

**FUENTE: CNG, ELABORADO CON ESTADÍSTICAS DE COMERCIO EXTERIOR DE BANCOMEXT**

**MEXICO, VOLUMEN DE LAS EXPORTACIONES DEFINITIVAS DEL SISTEMA PRODUCTIVO APÍCOLA**
Kilogramos

| | | 2004 | | | | | | | | | | | | |
|---|---|---|---|---|---|---|---|---|---|---|---|---|---|---|
| **FRACCION** | **DENOMINACION** | **Ene-04** | **Feb-04** | **Mar-04** | **Abr-04** | **May-04** | **Jun-04** | **Jul-04** | **Ago-04** | **Sep-04** | **Oct-04** | **Nov-04** | **Dic-04** | **Total** |
| | **ABEJAS Y SUS PRODUCTOS** | | | | | | | | | | | | | |
| 01060010 | Abejas. | 0 | 0 | 0 | 0 | 0 | 0 | 0 | 0 | 0 | 0 | 0 | 0 | 0 |
| 01069001 | Abejas. | 0 | 0 | 0 | 0 | 0 | 0 | 0 | 0 | 0 | 0 | 0 | 0 | 0 |
| 04090000 | Miel natural. | 0 | 0 | 0 | 0 | 0 | 0 | 0 | 0 | 0 | 0 | 0 | 0 | 0 |
| 04090001 | Miel natural. | 1,405,063 | 890,279 | 2,485,031 | 2,285,130 | 3,249,777 | 3,415,275 | 1,752,017 | 935,639 | 498,374 | 607,976 | 805,495 | 1,474,494 | 19,804,550 |
| 15219001 | Cera de abejas, refinada | 9 | 200 | 5,913 | 7,199 | 0 | 0 | 0 | 6 | 5,015 | 853 | 1,439 | 0 | 20,634 |

**MEXICO, VALOR DE LAS EXPORTACIONES DEFINITIVAS DEL SISTEMA PRODUCTIVO APÍCOLA**
Miles de dólares

| | | 2004 | | | | | | | | | | | | |
|---|---|---|---|---|---|---|---|---|---|---|---|---|---|---|
| **FRACCION** | **DENOMINACION** | **Ene-04** | **Feb-04** | **Mar-04** | **Abr-04** | **May-04** | **Jun-04** | **Jul-04** | **Ago-04** | **Sep-04** | **Oct-04** | **Nov-04** | **Dic-04** | **Total** |
| | **ABEJAS Y SUS PRODUCTOS** | | | | | | | | | | | | | |
| 01060010 | Abejas. | 0 | 0 | 0 | 0 | 0 | 0 | 0 | 0 | 0 | 0 | 0 | 0 | 0 |
| 01069001 | Abejas. | 0 | 0 | 0 | 0 | 0 | 0 | 0 | 0 | 0 | 0 | 0 | 0 | 0 |
| 04090000 | Miel natural. | 0 | 0 | 0 | 0 | 0 | 0 | 0 | 0 | 0 | 0 | 0 | 0 | 0 |
| 04090001 | Miel natural. | 3,772 | 2,359 | 6,617 | 5,980 | 8,418 | 9,055 | 4,155 | 2,062 | 1,021 | 1,140 | 1,476 | 2,621 | 48,677 |
| 15219001 | Cera de abejas, refinada | 0 | 0 | 13 | 22 | 0 | 0 | 0 | 0 | 30 | 1 | 9 | 0 | 75 |
| | **SUMA** | **3,772** | **2,359** | **6,630** | **6,001** | **8,418** | **9,055** | **4,155** | **2,062** | **1,051** | **1,141** | **1,485** | **2,621** | **48,752** |

**FUENTE: CNG, ELABORADO CON ESTADÍSTICAS DE COMERCIO EXTERIOR DE BANCOMEXT**

**MEXICO, VOLUMEN DE LAS EXPORTACIONES DEFINITIVAS DEL SISTEMA PRODUCTIVO EQUINC**
Cabezas o Toneladas

| FRACCION | DENOMINACION | 1993 | 1994 | 1995 | 1996 | 1997 | 1998 | 1999 | 2000 | 2001 | 2002 | 2003 | 2004 |
|---|---|---|---|---|---|---|---|---|---|---|---|---|---|
| **ANIMALES VIVOS** | | | | | | | | | | | | | |
| 01011001 | Caballos reproductores de raza pura | 0 | 0 | 0 | 0 | 0 | 0 | 0 | 0 | 0 | 36 | 367 | 8 |
| 01011099 | Los demás | 0 | 0 | 0 | 0 | 0 | 0 | 0 | 0 | 0 | 145 | 30 | 21 |
| 01011100 | Reproductores de raza pura | 235 | 29 | 856 | 2,000 | 489 | 345 | 12,633 | 3,144 | 66 | 8 | 0 | 0 |
| 01011900 | Los demás | 7,475 | 1,212 | 19,204 | 29,581 | 3,447 | 19,020 | 2,792 | 3,408 | 2,637 | 762 | 0 | 0 |
| 01012000 | Asnos, mulos y burdéganos | 319 | 2 | 29 | 82 | 0 | 11 | 10 | 5 | 14 | 5 | 0 | 0 |
| 01019001 | Caballos para saltos o carreras | 0 | 0 | 0 | 0 | 0 | 0 | 0 | 0 | 0 | 398 | 617 | 770 |
| 01019002 | Caballos sin pedigree, para reproducción | 0 | 0 | 0 | 0 | 0 | 0 | 0 | 0 | 0 | 111 | 179 | 92 |
| 01019099 | Los demás | 0 | 0 | 0 | 0 | 0 | 0 | 0 | 0 | 0 | 1,049 | 10,162 | 57,237 |
| | **SUMA** | **8,029** | **1,243** | **20,089** | **31,663** | **3,936** | **19,376** | **15,435** | **6,557** | **2,717** | **2,514** | **11,355** | **58,128** |
| **CARNE** | | | | | | | | | | | | | |
| 02050000 | Carne de animales de las especies caballar, asnal o mular, fresca refrigerada o congelada | 1,718 | 2,251 | 4,161 | 4,077 | 1,980 | 1,936 | 1,522 | 1,583 | 1,242 | 269 | 0 | 0 |
| 02050001 | Carne de animales de las especies caballar, asnal o mular, fresca refrigerada o congelada | 0 | 0 | 0 | 0 | 0 | 0 | 0 | 0 | 0 | 611 | 634 | 603 |
| | **SUMA** | **1,718** | **2,251** | **4,161** | **4,077** | **1,980** | **1,936** | **1,522** | **1,583** | **1,242** | **880** | **634** | **603** |
| **DESPOJOS COMESTIBLES FRESCOS, REFRIGERADOS Y CONGELADOS** | | | | | | | | | | | | | |
| 02069000 | Los demás congelados. | 7 | 2 | 18 | 76 | 1 | 5 | 12 | 15 | 4 | 0 | 0 | 0 |
| 02069099 | Los demás congelados. | 0 | 0 | 0 | 0 | 0 | 0 | 0 | 0 | 0 | 7 | 17 | 127 |
| | **SUMA** | **7** | **2** | **18** | **76** | **1** | **5** | **12** | **15** | **4** | **7** | **17** | **127** |

**MEXICO, VALOR DE LAS EXPORTACIONES DEFINITIVAS DEL SISTEMA PRODUCTIVO EQUINC**
Miles de dólares

| FRACCION | DENOMINACION | 1993 | 1994 | 1995 | 1996 | 1997 | 1998 | 1999 | 2000 | 2001 | 2002 | 2003 | 2004 |
|---|---|---|---|---|---|---|---|---|---|---|---|---|---|
| **ANIMALES VIVOS** | | | | | | | | | | | | | |
| 01011001 | Caballos reproductores de raza pura | 0 | 0 | 0 | 0 | 0 | 0 | 0 | 0 | 0 | 19 | 21 | 14 |
| 01011099 | Los demás | 0 | 0 | 0 | 0 | 0 | 0 | 0 | 0 | 0 | 54 | 27 | 15 |
| 01011100 | Reproductores de raza pura | 56 | 39 | 267 | 195 | 59 | 170 | 52 | 65 | 34 | 5 | 0 | 0 |
| 01011900 | Los demás | 2,169 | 579 | 3,705 | 2,060 | 669 | 1,729 | 1,531 | 2,349 | 1,850 | 536 | 0 | 0 |
| 01012000 | Asnos, mulos y burdéganos | 89 | 1 | 5 | 10 | 0 | 4 | 3 | 2 | 8 | 3 | 0 | 0 |
| 01019001 | Caballos para saltos o carreras | 0 | 0 | 0 | 0 | 0 | 0 | 0 | 0 | 0 | 470 | 618 | 769 |
| 01019002 | Caballos sin pedigree, para reproducción | 0 | 0 | 0 | 0 | 0 | 0 | 0 | 0 | 0 | 36 | 69 | 26 |
| 01019099 | Los demás | 0 | 0 | 0 | 0 | 0 | 0 | 0 | 0 | 0 | 595 | 3,694 | 1,788 |
| | **SUMA** | **2,313** | **619** | **3,976** | **2,266** | **729** | **1,902** | **1,587** | **2,416** | **1,892** | **1,719** | **4,430** | **2,611** |
| **CARNE** | | | | | | | | | | | | | |
| 02050000 | Carne de animales de las especies caballar, asnal o mular, fresca refrigerada o congelada | 4,663 | 6,476 | 9,383 | 9,147 | 4,874 | 4,719 | 3,650 | 3,312 | 3,606 | 822 | 0 | 0 |
| 02050001 | Carne de animales de las especies caballar, asnal o mular, fresca refrigerada o congelada | 0 | 0 | 0 | 0 | 0 | 0 | 0 | 0 | 0 | 1,886 | 2,178 | 1,811 |
| | **SUMA** | **4,663** | **6,476** | **9,383** | **9,147** | **4,874** | **4,719** | **3,650** | **3,312** | **3,606** | **2,707** | **2,178** | **1,811** |
| **DESPOJOS COMESTIBLES FRESCOS, REFRIGERADOS Y CONGELADOS** | | | | | | | | | | | | | |
| 02069000 | Los demás congelados. | 64 | 81 | 40 | 26 | 21 | 84 | 95 | 78 | 20 | 8 | 0 | 0 |
| 02069099 | Los demás congelados. | 0 | 0 | 0 | 0 | 0 | 0 | 0 | 0 | 0 | 30 | 69 | 255 |
| | **SUMA** | **64** | **81** | **40** | **26** | **21** | **84** | **95** | **78** | **20** | **38** | **69** | **255** |
| | **TOTAL** | **7,040** | **7,177** | **13,399** | **11,439** | **5,624** | **6,706** | **5,332** | **5,806** | **5,518** | **4,464** | **6,677** | **4,677** |

**FUENTE: CNG, ELABORADO CON ESTADÍSTICAS DE COMERCIO EXTERIOR DE BANCOMEXT**

**MEXICO, VOLUMEN DE LAS EXPORTACIONES DEFINITIVAS DEL SISTEMA PRODUCTIVO EQUINC**
Cabezas o Toneladas

**2003**

| FRACCION | DENOMINACION | Ene-03 | Feb-03 | Mar-03 | Abr-03 | May-03 | Jun-03 | Jul-03 | Ago-03 | Sep-03 | Oct-03 | Nov-03 | Dic-03 | Total |
|---|---|---|---|---|---|---|---|---|---|---|---|---|---|---|
| **ANIMALES VIVOS** | | | | | | | | | | | | | | |
| 01011001 | Caballos reproductores de raza pura | 0 | 0 | 1 | 0 | 5 | 340 | 0 | 0 | 20 | 0 | 0 | 1 | 367 |
| 01011099 | Los demás | 0 | 5 | 0 | 0 | 11 | 1 | 0 | 0 | 4 | 7 | 0 | 2 | 30 |
| 01011100 | Reproductores de raza pura | 0 | 0 | 0 | 0 | 0 | 0 | 0 | 0 | 0 | 0 | 0 | 0 | 0 |
| 01011900 | Los demás | 0 | 0 | 0 | 0 | 0 | 0 | 0 | 0 | 0 | 0 | 0 | 0 | 0 |
| 01012000 | Asnos, mulos y burdéganos | 0 | 0 | 0 | 0 | 0 | 0 | 0 | 0 | 0 | 0 | 0 | 0 | 0 |
| 01019001 | Caballos para saltos o carreras | 45 | 38 | 49 | 14 | 74 | 58 | 79 | 60 | 54 | 50 | 44 | 52 | 617 |
| 01019002 | Caballos sin pedigree, para reproducción | 14 | 57 | 13 | 3 | 8 | 3 | 14 | 6 | 20 | 1 | 22 | 18 | 179 |
| 01019099 | Los demás | 8,413 | 202 | 180 | 159 | 234 | 214 | 178 | 133 | 84 | 142 | 77 | 146 | 10,162 |
| | **SUMA** | **8,472** | **302** | **243** | **176** | **332** | **616** | **271** | **199** | **182** | **200** | **143** | **219** | **11,355** |
| **CARNE** | | | | | | | | | | | | | | |
| 02050000 | Carne de animales de las especies caballar, asnal o mular, fresca refrigerada o congelada | 0 | 0 | 0 | 0 | 0 | 0 | 0 | 0 | 0 | 0 | 0 | 0 | 0 |
| 02050001 | Carne de animales de las especies caballar, asnal o mular, fresca refrigerada o congelada | 58 | 85 | 52 | 32 | 44 | 46 | 36 | 52 | 36 | 45 | 60 | 88 | 634 |
| | **SUMA** | **58** | **85** | **52** | **32** | **44** | **46** | **36** | **52** | **36** | **45** | **60** | **88** | **634** |
| **DESPOJOS COMESTIBLES FRESCOS, REFRIGERADOS Y CONGELADOS** | | | | | | | | | | | | | | |
| 02069000 | Los demás congelados. | 0 | 0 | 0 | 0 | 0 | 0 | 0 | 0 | 0 | 0 | 0 | 0 | 0 |
| 02069099 | Los demás congelados. | 0 | 0 | 0 | 0 | 0 | 0 | 0 | 0 | 0 | 1 | 16 | 0 | 17 |
| | **SUMA** | **0** | **0** | **0** | **0** | **0** | **0** | **0** | **0** | **0** | **1** | **16** | **0** | **17** |

**MEXICO, VALOR DE LAS EXPORTACIONES DEFINITIVAS DEL SISTEMA PRODUCTIVO EQUINC**
Miles de dólares

**2003**

| FRACCION | DENOMINACION | Ene-03 | Feb-03 | Mar-03 | Abr-03 | May-03 | Jun-03 | Jul-03 | Ago-03 | Sep-03 | Oct-03 | Nov-03 | Dic-03 | Total |
|---|---|---|---|---|---|---|---|---|---|---|---|---|---|---|
| **ANIMALES VIVOS** | | | | | | | | | | | | | | |
| 01011001 | Caballos reproductores de raza pura | 0 | 0 | 2 | 0 | 0 | 1 | 0 | 0 | 17 | 0 | 0 | 2 | 21 |
| 01011099 | Los demás | 0 | 2 | 0 | 0 | 5 | 5 | 0 | 0 | 6 | 9 | 0 | 1 | 27 |
| 01011100 | Reproductores de raza pura | 0 | 0 | 0 | 0 | 0 | 0 | 0 | 0 | 0 | 0 | 0 | 0 | 0 |
| 01011900 | Los demás | 0 | 0 | 0 | 0 | 0 | 0 | 0 | 0 | 0 | 0 | 0 | 0 | 0 |
| 01012000 | Asnos, mulos y burdéganos | 0 | 0 | 0 | 0 | 0 | 0 | 0 | 0 | 0 | 0 | 0 | 0 | 0 |
| 01019001 | Caballos para saltos o carreras | 44 | 43 | 62 | 22 | 70 | 62 | 63 | 48 | 60 | 43 | 45 | 55 | 618 |
| 01019002 | Caballos sin pedigree, para reproducción | 18 | 13 | 7 | 1 | 4 | 1 | 4 | 1 | 5 | 0 | 6 | 8 | 69 |
| 01019099 | Los demás | 2,576 | 115 | 115 | 116 | 162 | 121 | 121 | 76 | 69 | 82 | 58 | 83 | 3,694 |
| | **SUMA** | **2,638** | **173** | **186** | **139** | **241** | **189** | **188** | **126** | **157** | **134** | **109** | **150** | **4,430** |
| **CARNE** | | | | | | | | | | | | | | |
| 02050000 | Carne de animales de las especies caballar, asnal o mular, fresca refrigerada o congelada | 0 | 0 | 0 | 0 | 0 | 0 | 0 | 0 | 0 | 0 | 0 | 0 | 0 |
| 02050001 | Carne de animales de las especies caballar, asnal o mular, fresca refrigerada o congelada | 160 | 227 | 158 | 102 | 331 | 148 | 273 | 157 | 111 | 138 | 161 | 213 | 2,178 |
| | **SUMA** | **160** | **227** | **158** | **102** | **331** | **148** | **273** | **157** | **111** | **138** | **161** | **213** | **2,178** |
| **DESPOJOS COMESTIBLES FRESCOS, REFRIGERADOS Y CONGELADOS** | | | | | | | | | | | | | | |
| 02069000 | Los demás congelados. | 0 | 0 | 0 | 0 | 0 | 0 | 0 | 0 | 0 | 0 | 0 | 0 | 0 |
| 02069099 | Los demás congelados. | 0 | 0 | 13 | 0 | 0 | 3 | 0 | 0 | 0 | 23 | 31 | 0 | 69 |
| | **SUMA** | **0** | **0** | **13** | **0** | **0** | **3** | **0** | **0** | **0** | **23** | **31** | **0** | **69** |
| | **TOTAL** | **2,798** | **400** | **356** | **242** | **572** | **339** | **461** | **283** | **268** | **295** | **301** | **362** | **6,677** |

**FUENTE: CNG, ELABORADO CON ESTADÍSTICAS DE COMERCIO EXTERIOR DE BANCOMEXT**

**MEXICO, VOLUMEN DE LAS EXPORTACIONES DEFINITIVAS DEL SISTEMA PRODUCTIVO EQUINO**

Cabezas o Toneladas

**2004**

| FRACCION | DENOMINACION | Ene-04 | Feb-04 | Mar-04 | Abr-04 | May-04 | Jun-04 | Jul-04 | Ago-04 | Sep-04 | Oct-04 | Nov-04 | Dic-04 | Total |
|---|---|---|---|---|---|---|---|---|---|---|---|---|---|---|
| **ANIMALES VIVOS** | | | | | | | | | | | | | | |
| 01011001 | Caballos reproductores de raza pura | 1 | 2 | 0 | 1 | 0 | 0 | 0 | 0 | 1 | 3 | 0 | 0 | 8 |
| 01011099 | Los demás | 4 | 1 | 8 | 5 | 0 | 0 | 0 | 0 | 0 | 1 | 2 | 0 | 21 |
| 01011100 | Reproductores de raza pura | 0 | 0 | 0 | 0 | 0 | 0 | 0 | 0 | 0 | 0 | 0 | 0 | 0 |
| 01011900 | Los demás | 0 | 0 | 0 | 0 | 0 | 0 | 0 | 0 | 0 | 0 | 0 | 0 | 0 |
| 01012000 | Asnos, mulos y burdéganos | 0 | 0 | 0 | 0 | 0 | 0 | 0 | 0 | 0 | 0 | 0 | 0 | 0 |
| 01019001 | Caballos para saltos o carreras | 82 | 62 | 76 | 59 | 75 | 88 | 50 | 50 | 53 | 71 | 36 | 68 | 770 |
| 01019002 | Caballos sin pedigree, para reproducción | 12 | 9 | 32 | 12 | 8 | 7 | 3 | 0 | 0 | 5 | 3 | 1 | 92 |
| 01019099 | Los demás | 90 | 257 | 351 | 54,750 | 666 | 285 | 148 | 147 | 78 | 155 | 111 | 199 | 57,237 |
| | **SUMA** | **189** | **331** | **467** | **54,827** | **749** | **380** | **201** | **197** | **132** | **235** | **152** | **268** | **58,128** |
| **CARNE** | | | | | | | | | | | | | | |
| 02050000 | Carne de animales de las especies caballar, asnal o mular, fresca refrigerada o congelada | 0 | 0 | 0 | 0 | 0 | 0 | 0 | 0 | 0 | 0 | 0 | 0 | 0 |
| 02050001 | Carne de animales de las especies caballar, asnal o mular, fresca refrigerada o congelada | 43 | 51 | 52 | 52 | 44 | 69 | 40 | 34 | 50 | 57 | 69 | 43 | 603 |
| | **SUMA** | **43** | **51** | **52** | **52** | **44** | **69** | **40** | **34** | **50** | **57** | **69** | **43** | **603** |
| **DESPOJOS COMESTIBLES FRESCOS, REFRIGERADOS Y CONGELADOS** | | | | | | | | | | | | | | |
| 02069000 | Los demás congelados. | 0 | 0 | 0 | 0 | 0 | 0 | 0 | 0 | 0 | 0 | 0 | 0 | 0 |
| 02069099 | Los demás congelados. | 0 | 0 | 21 | 26 | 3 | 22 | 4 | 23 | 5 | 22 | 2 | 0 | 127 |
| | **SUMA** | **0** | **0** | **21** | **26** | **3** | **22** | **4** | **23** | **5** | **22** | **2** | **0** | **127** |

**MEXICO, VALOR DE LAS EXPORTACIONES DEFINITIVAS DEL SISTEMA PRODUCTIVO EQUINO**

Miles de dólares

**2004**

| FRACCION | DENOMINACION | Ene-04 | Feb-04 | Mar-04 | Abr-04 | May-04 | Jun-04 | Jul-04 | Ago-04 | Sep-04 | Oct-04 | Nov-04 | Dic-04 | Total |
|---|---|---|---|---|---|---|---|---|---|---|---|---|---|---|
| **ANIMALES VIVOS** | | | | | | | | | | | | | | |
| 01011001 | Caballos reproductores de raza pura | 3 | 3 | 0 | 3 | 0 | 0 | 0 | 0 | 3 | 3 | 0 | 0 | 14 |
| 01011099 | Los demás | 4 | 5 | 2 | 3 | 0 | 0 | 0 | 0 | 0 | 0 | 1 | 0 | 15 |
| 01011100 | Reproductores de raza pura | 0 | 0 | 0 | 0 | 0 | 0 | 0 | 0 | 0 | 0 | 0 | 0 | 0 |
| 01011900 | Los demás | 0 | 0 | 0 | 0 | 0 | 0 | 0 | 0 | 0 | 0 | 0 | 0 | 0 |
| 01012000 | Asnos, mulos y burdéganos | 0 | 0 | 0 | 0 | 0 | 0 | 0 | 0 | 0 | 0 | 0 | 0 | 0 |
| 01019001 | Caballos para saltos o carreras | 57 | 77 | 93 | 57 | 79 | 88 | 56 | 41 | 46 | 66 | 36 | 74 | 769 |
| 01019002 | Caballos sin pedigree, para reproducción | 3 | 2 | 9 | 3 | 2 | 2 | 1 | 0 | 0 | 2 | 1 | 0 | 26 |
| 01019099 | Los demás | 53 | 189 | 193 | 170 | 276 | 280 | 118 | 115 | 58 | 131 | 79 | 126 | 1,788 |
| | **SUMA** | **119** | **276** | **298** | **235** | **357** | **370** | **174** | **156** | **107** | **201** | **116** | **200** | **2,611** |
| **CARNE** | | | | | | | | | | | | | | |
| 02050000 | Carne de animales de las especies caballar, asnal o mular, fresca refrigerada o congelada | 0 | 0 | 0 | 0 | 0 | 0 | 0 | 0 | 0 | 0 | 0 | 0 | 0 |
| 02050001 | Carne de animales de las especies caballar, asnal o mular, fresca refrigerada o congelada | 128 | 157 | 159 | 155 | 131 | 189 | 125 | 113 | 129 | 176 | 203 | 146 | 1,811 |
| | **SUMA** | **128** | **157** | **159** | **155** | **131** | **189** | **125** | **113** | **129** | **176** | **203** | **146** | **1,811** |
| **DESPOJOS COMESTIBLES FRESCOS, REFRIGERADOS Y CONGELADOS** | | | | | | | | | | | | | | |
| 02069000 | Los demás congelados. | 0 | 0 | 0 | 0 | 0 | 0 | 0 | 0 | 0 | 0 | 0 | 0 | 0 |
| 02069099 | Los demás congelados. | 0 | 0 | 50 | 51 | 1 | 53 | 1 | 54 | 1 | 43 | 1 | 0 | 255 |
| | **SUMA** | **0** | **0** | **50** | **51** | **1** | **53** | **1** | **54** | **1** | **43** | **1** | **0** | **255** |
| | **TOTAL** | **247** | **434** | **507** | **442** | **489** | **612** | **300** | **322** | **238** | **421** | **320** | **346** | **4,677** |

**FUENTE: CNG, ELABORADO CON ESTADÍSTICAS DE COMERCIO EXTERIOR DE BANCOMEXT**

# CONSUMO NACIONAL APARENTE

**MEXICO, CONSUMOS NACIONALES APARENTES DE PRODUCTOS PECUARIOS**
**MILES DE TONELADAS**

| ESPECIE | 1993 | 1994 | 1995 | 1996 | 1997 | 1998 | 1999 | 2000 | 2001 | 2002 | 2003 | 2004 |
|---|---|---|---|---|---|---|---|---|---|---|---|---|
| **CARNE DE BOVINO** | | | | | | | | | | | | |
| CONSUMO | 1,023 | 1,073 | 1,083 | 1,101 | 1,100 | 1,198 | 1,259 | 1,283 | 1,330 | 1,320 | 1,269 | 1,210 |
| PRODUCCION 1/ | 885 | 897 | 1,031 | 969 | 857 | 865 | 888 | 846 | 890 | 815 | 917 | 926 |
| IMPORTACION 2/ | 138 | 177 | 55 | 133 | 243 | 334 | 372 | 438 | 442 | 508 | 355 | 291 |
| EXPORTACION | 0 | 0 | 2 | 2 | 0 | 1 | 1 | 1 | 2 | 2 | 3 | 8 |
| CONSUMO PERCAPITA KGS. | 11.8 | 12.1 | 11.9 | 11.9 | 11.7 | 12.6 | 13.1 | 13.2 | 13.5 | 13.2 | 12.5 | 11.8 |
| % DE IMP/CONSUMO | 13.5% | 16.5% | 5.0% | 12.1% | 22.1% | 27.9% | 29.5% | 34.2% | 33.3% | 38.5% | 28.0% | 24.1% |
| **CARNE DE PORCINO** | | | | | | | | | | | | |
| CONSUMO | 578.4 | 609.0 | 596.3 | 629.8 | 607.6 | 716.0 | 778.0 | 787.9 | 820.5 | 887.5 | 995.6 | 991.2 |
| PRODUCCION 1/ | 530.9 | 520.5 | 572.3 | 610.1 | 581.5 | 628.9 | 673.5 | 647.9 | 671.1 | 692.9 | 738.7 | 671.3 |
| IMPORTACION_3/ | 51.0 | 91.8 | 29.7 | 32.9 | 48.5 | 108.6 | 128.0 | 169.4 | 184.5 | 218.0 | 278.6 | 346.5 |
| EXPORTACION | 3.4 | 3.3 | 5.7 | 13.1 | 22.4 | 21.5 | 23.5 | 29.4 | 35.1 | 23.5 | 21.6 | 26.6 |
| CONSUMO PERCAPITA KGS. | 6.6 | 6.8 | 6.5 | 6.8 | 6.5 | 7.5 | 8.1 | 8.1 | 8.3 | 8.9 | 9.8 | 9.6 |
| % DE IMP/CONSUMO | 8.8% | 15.1% | 5.0% | 5.2% | 8.0% | 15.2% | 16.5% | 21.5% | 22.5% | 24.6% | 28.0% | 35.0% |
| **CARNE DE OVINO** | | | | | | | | | | | | |
| CONSUMO | 65.6 | 69.4 | 50.0 | 48.7 | 57.7 | 63.8 | 71.6 | 85.7 | 93.1 | 94.2 | 85.3 | 100.7 |
| PRODUCCION_4/ | 28.7 | 30.3 | 29.9 | 29.4 | 30.2 | 30.4 | 30.8 | 33.4 | 36.2 | 38.2 | 42.2 | 42.1 |
| IMPORTACION_3/ | 37.0 | 39.1 | 20.1 | 19.3 | 27.5 | 33.4 | 40.8 | 52.3 | 56.8 | 56.0 | 43.1 | 58.5 |
| EXPORTACION | 0.0 | 0.0 | 0.0 | 0.0 | 0.0 | 0.0 | 0.0 | 0.0 | 0.0 | 0.0 | 0.0 | 0.0 |
| CONSUMO PERCAPITA KGS. | 0.8 | 0.8 | 0.5 | 0.5 | 0.6 | 0.7 | 0.7 | 0.9 | 0.9 | 0.9 | 0.8 | 1.0 |
| % DE IMP/CONSUMO | 56.3% | 56.4% | 40.2% | 39.6% | 47.7% | 52.4% | 57.0% | 61.0% | 61.1% | 59.4% | 50.6% | 58.1% |
| **CARNE DE CAPRINO** | | | | | | | | | | | | |
| CONSUMO | 42.7 | 39.9 | 38.0 | 38.2 | 37.0 | 40.5 | 39.1 | 40.1 | 39.7 | 42.9 | 42.6 | 41.7 |
| PRODUCCION 4/ | 41.5 | 38.7 | 37.7 | 35.9 | 35.3 | 38.3 | 37.4 | 38.8 | 38.8 | 42.2 | 42.2 | 41.6 |
| IMPORTACION_3/ | 1.3 | 1.2 | 0.3 | 2.3 | 1.7 | 2.2 | 1.7 | 1.4 | 0.8 | 0.6 | 0.4 | 0.1 |
| EXPORTACION | 0.0 | 0.0 | 0.0 | 0.0 | 0.0 | 0.0 | 0.0 | 0.0 | 0.0 | 0.0 | 0.0 | 0.0 |
| CONSUMO PERCAPITA KGS. | 0.5 | 0.4 | 0.4 | 0.4 | 0.4 | 0.4 | 0.4 | 0.4 | 0.4 | 0.4 | 0.4 | 0.4 |
| % DE IMP/CONSUMO | 2.9% | 3.0% | 0.8% | 6.1% | 4.6% | 5.4% | 4.2% | 3.4% | 2.1% | 1.5% | 1.0% | 0.2% |
| **CARNE DE AVES** | | | | | | | | | | | | |
| CONSUMO | 1,206.2 | 1,316.0 | 1,465.7 | 1,472.7 | 1,690.9 | 1,874.5 | 2,017.9 | 2,129.3 | 2,273.4 | 2,421.3 | 2,609.2 | 2,671.8 |
| PRODUCCION_4/ | 1,040.0 | 1,126.0 | 1,283.9 | 1,264.4 | 1,441.9 | 1,598.9 | 1,731.5 | 1,825.2 | 1,928.0 | 2,075.8 | 2,155.6 | 2,224.6 |
| IMPORTACION_3/ | 166.2 | 190.1 | 183.2 | 210.0 | 251.6 | 278.3 | 290.2 | 307.7 | 346.8 | 345.8 | 454.9 | 447.5 |
| EXPORTACION | 0.0 | 0.1 | 1.3 | 1.7 | 2.7 | 2.7 | 3.8 | 3.6 | 1.4 | 0.3 | 1.3 | 0.3 |
| CONSUMO PERCAPITA KGS. | 13.9 | 14.8 | 16.1 | 15.9 | 18.1 | 19.8 | 21.0 | 21.8 | 23.0 | 24.2 | 25.7 | 26.0 |
| % DE IMP/CONSUMO | 13.8% | 14.4% | 12.5% | 14.3% | 14.9% | 14.8% | 14.4% | 14.5% | 15.3% | 14.3% | 17.4% | 16.8% |
| **HUEVO** | | | | | | | | | | | | |
| CONSUMO | 1,237.9 | 1,250.4 | 1,245.5 | 1,237.0 | 1,329.3 | 1,461.7 | 1,634.9 | 1,789.2 | 1,893.2 | 1,901.9 | 1,873.7 | 1,912.8 |
| PRODUCCION | 1,233.6 | 1,246.2 | 1,242.0 | 1,235.9 | 1,328.9 | 1,461.2 | 1,634.8 | 1,787.9 | 1,892.1 | 1,900.6 | 1,872.5 | 1,906.5 |
| IMPORTACION | 4.4 | 4.2 | 3.6 | 1.3 | 0.5 | 0.9 | 0.5 | 1.4 | 1.4 | 1.5 | 1.3 | 6.4 |
| EXPORTACION | 0.0 | 0.1 | 0.1 | 0.1 | 0.1 | 0.3 | 0.4 | 0.1 | 0.4 | 0.3 | 0.1 | 0.1 |
| CONSUMO PERCAPITA KGS. | 14.2 | 14.0 | 13.7 | 13.4 | 14.2 | 15.4 | 17.0 | 18.4 | 19.2 | 19.0 | 18.5 | 18.6 |
| % DE IMP/CONSUMO | 0.4% | 0.3% | 0.3% | 0.1% | 0.0% | 0.1% | 0.0% | 0.1% | 0.1% | 0.1% | 0.1% | 0.3% |
| **MIEL** | | | | | | | | | | | | |
| **CONSUMO** | 27.0 | 26.3 | 23.6 | 21.7 | 31.0 | 29.0 | 35.5 | 32.7 | 40.0 | 30.2 | 34.9 | 45.6 |
| PRODUCCION | 62.0 | 56.4 | 49.2 | 49.2 | 53.7 | 55.3 | 55.3 | 58.9 | 59.1 | 58.9 | 57.0 | 56.8 |
| IMPORTACION | 0.0 | 0.0 | 0.0 | 0.0 | 0.0 | 0.0 | 0.0 | 0.0 | 0.1 | 0.2 | 0.0 | 8.6 |
| EXPORTACION | 34.9 | 30.2 | 25.6 | 27.4 | 22.7 | 26.3 | 19.8 | 26.3 | 19.2 | 28.9 | 22.2 | 19.8 |
| CONSUMO PERCAPITA KGS. | 0.3 | 0.3 | 0.3 | 0.2 | 0.3 | 0.3 | 0.4 | 0.3 | 0.4 | 0.3 | 0.3 | 0.4 |
| % DE IMP/CONSUMO | 0.1% | 0.1% | 0.0% | 0.0% | 0.0% | 0.1% | 0.1% | 0.1% | 0.4% | 0.7% | 0.0% | 18.8% |
| **LECHE, MILLONES DE LITROS EQUIV.** | | | | | | | | | | | | |
| CONSUMO | 11,994.5 | 11,309.3 | 10,259.0 | 10,819.5 | 11,493.9 | 11,917.7 | 13,147.6 | 13,841.6 | 14,679.1 | 14,715.8 | 15,022.1 | 15,792.4 |
| PRODUCCION | 7,404.1 | 7,320.2 | 7,398.6 | 7,586.4 | 7,848.1 | 8,315.7 | 8,877.3 | 9,311.4 | 9,472.3 | 9,658.3 | 9,784.4 | 9,873.8 |
| IMPORTACION _5/ | 4,637.7 | 4,064.6 | 2,897.6 | 3,316.7 | 3,729.4 | 3,650.4 | 4,318.5 | 4,620.3 | 5,263.7 | 5,114.2 | 5,341.1 | 6,036.9 |
| EXPORTACION | 47.3 | 75.5 | 37.2 | 83.6 | 83.6 | 48.4 | 48.2 | 90.1 | 56.9 | 56.7 | 103.3 | 118.3 |
| CONSUMO PERCAPITA LTS. | 137.9 | 127.0 | 112.5 | 117.1 | 122.7 | 125.6 | 136.7 | 142.0 | 148.6 | 147.0 | 148.0 | 153.5 |
| % DE IMP/CONSUMO | 38.7% | 35.9% | 28.2% | 30.7% | 32.4% | 30.6% | 32.8% | 33.4% | 35.9% | 34.8% | 35.6% | 38.2% |
| POBLACION MILES | 86,989 | 89,031 | 91,158 | 92,390 | 93,637 | 94,902 | 96,184 | 97,483 | 98,799 | 100,133 | 101,485 | 102,855 |

_1/ Corresponde al volumen de carne obtenida en el sacrificio de rastros municipales y TIF de ganado mexicano

_2/ Corresponde a la importación de ganado en pie, canales y cortes con hueso y deshuesados, equivalentes a canal.

_3/ Corresponde al ganado importado convertido a canal más el volumen bruto de importación de carne.

_4/ Volumen de ganancia de peso vivo equivalente a canal

_5/ Corresponde a leche y productos lácteos en litros equivalentes

FUENTE: C.N.G. ELABORADO POR LA DIRECCION DE ESTUDIOS ECONOMICOS CON DATOS DE SECOFI, BANXICO y SAGARPA

# PRECIOS

## PRECIOS PROMEDIO AL CONSUMIDOR DE CARNE DE BOVINO
## $/Kg. AREA METROPOLITANA

| PRODUCTO | 2004 | | | | | | | | | | | | 2005 | | | |
|---|---|---|---|---|---|---|---|---|---|---|---|---|---|---|---|---|
| | Ene 04 | Feb | Mar | Abr | May | Jun | Jul | Ago | Sep | Oct | Nov | Dic | Ene-05 | Feb | Mar | Abr |
| Bistec de Espaldilla | 53.31 | 52.58 | 52.58 | 51.81 | 47.77 | 56.84 | 54.56 | 49.48 | 54.09 | 56.68 | 59.48 | 59.00 | 52.15 | 59.44 | 58.74 | 56.98 |
| Carne Molida | 40.45 | 41.37 | 41.37 | 38.79 | 38.28 | 38.25 | 38.14 | 39.80 | 42.41 | 47.69 | 43.95 | 45.40 | 37.81 | 48.02 | 51.21 | 52.70 |
| Chuleta | 57.30 | 59.50 | 59.50 | 53.41 | 56.05 | 57.41 | 51.18 | 57.32 | 59.15 | 61.50 | 62.20 | 62.93 | 56.31 | 60.25 | 64.39 | 63.57 |
| Falda | 51.70 | 65.00 | 65.00 | 50.36 | 50.47 | 51.07 | 51.47 | 51.29 | 53.34 | 56.17 | 56.84 | 57.09 | 52.08 | 58.79 | 65.00 | 60.28 |
| Filete | 100.20 | 115.68 | 115.68 | 116.33 | 116.09 | 112.95 | 115.17 | 117.40 | 113.35 | 122.68 | 120.40 | 112.95 | 119.25 | 109.67 | 106.53 | 111.64 |
| Retazo c/hueso | 31.24 | 32.25 | 32.25 | 32.48 | 32.72 | 32.61 | 33.18 | 33.14 | 34.28 | 36.48 | 37.00 | 36.98 | 31.94 | 37.44 | 35.64 | 36.35 |

*FUENTE: PROFECO*

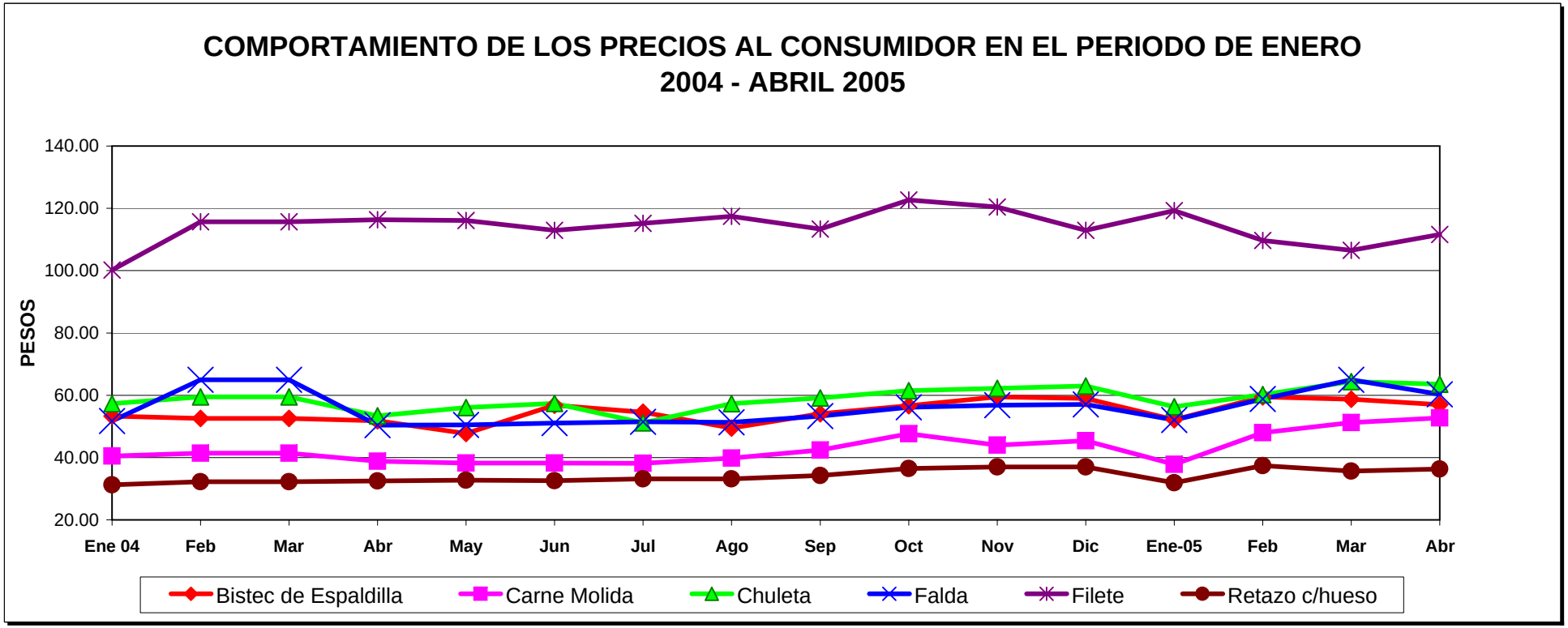

## PRECIOS PROMEDIO AL CONSUMIDOR DE PRODUCTOS LACTEOS
## AREA METROPOLITANA $/Lt.

| | 2004 | | | | | | | | | | | | 2005 | | | |
|---|---|---|---|---|---|---|---|---|---|---|---|---|---|---|---|---|
| **PRODUCTO** | **Ene 04** | **Feb** | **Mar** | **Abr** | **May** | **Jun** | **Jul** | **Ago** | **Sep** | **Oct** | **Nov** | **Dic** | **Ene 04** | **Feb** | **Mar** | **Abr** |
| Alpura 2000 Azul | 8.47 | 8.47 | 8.46 | 8.51 | 8.54 | 8.64 | 8.50 | 8.63 | 8.66 | 8.65 | 8.99 | 9.00 | 8.47 | 8.47 | 9.13 | 9.15 |
| Boreal Plus Ultrapasteurizda Entera | 6.95 | 6.96 | 6.96 | 6.99 | 7.00 | 7.00 | 7.00 | 6.97 | 7.00 | 7.31 | 7.50 | 7.50 | 6.95 | 7.50 | 7.50 | |
| Lac Del, Ultrapasteurizada Entera Rehidratada | 8.33 | 8.36 | 8.43 | 8.41 | 8.40 | 8.50 | 8.43 | 8.49 | 8.43 | 8.68 | 8.83 | 8.86 | 8.33 | 8.91 | 8.91 | 8.98 |
| Leche Pasteurizada, Lala Premium, Caja 1 Lt. Entera | 7.47 | 7.55 | 7.56 | 7.69 | 7.75 | 7.73 | 7.73 | 7.73 | 7.84 | 8.01 | 8.23 | 8.20 | 7.47 | 8.24 | 8.35 | 8.50 |
| Alpura, Preferente Especial | 7.98 | 7.75 | 7.74 | 7.73 | 7.75 | 7.75 | 7.75 | 7.73 | 7.73 | 7.93 | 8.25 | 8.39 | 7.98 | 8.21 | 8.28 | 8.25 |
| Leche Pasteurizada, Mi Leche, Caja 1 Lt. | 7.10 | 6.89 | 7.32 | 6.84 | 6.75 | 6.74 | 6.88 | 6.86 | 6.65 | 6.81 | S.C. | 7.07 | 7.10 | 6.98 | 6.99 | 6.99 |
| Leche Pasteurizada, Nutrileche, Caja 1 Lt. | 6.71 | 6.75 | 6.73 | 6.70 | 6.65 | 6.68 | 6.80 | 6.68 | 6.64 | 7.05 | S.C. | 7.08 | 6.71 | 7.20 | 7.18 | 7.95 |

***FUENTE: PROFECO***

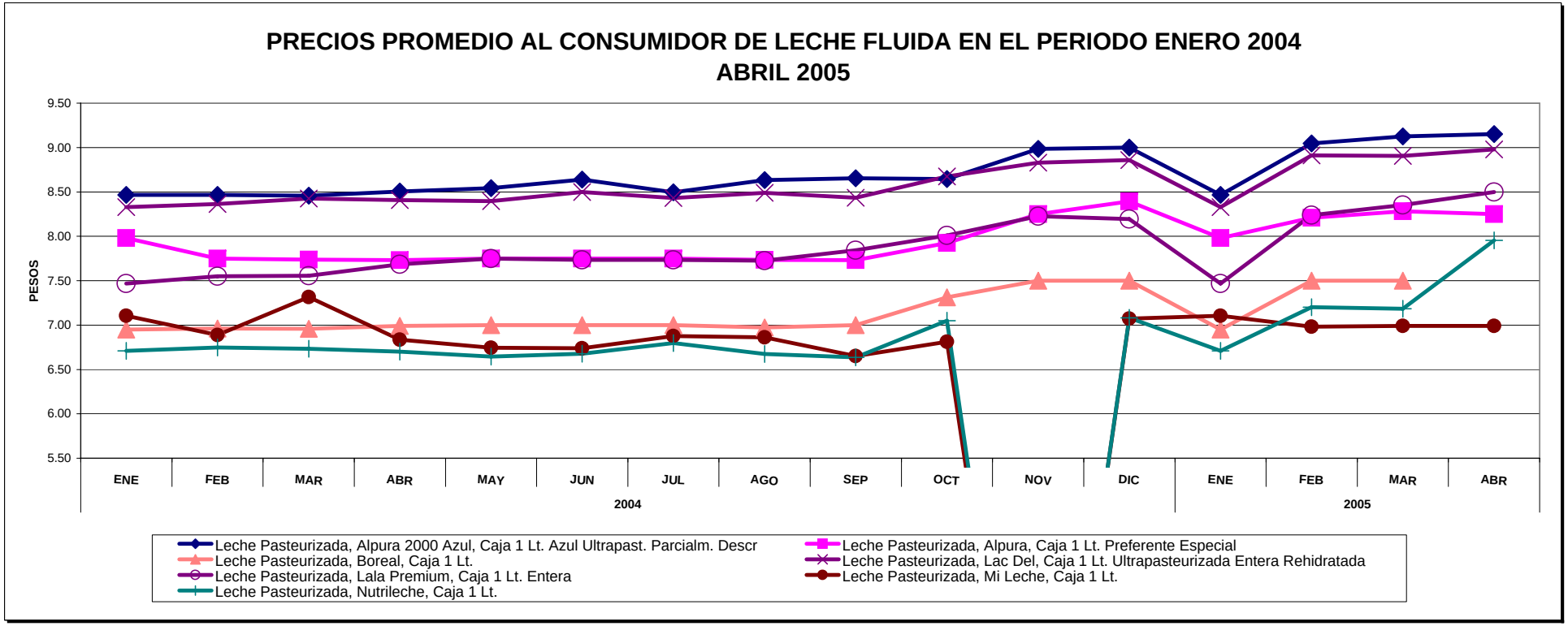

## PRECIOS PROMEDIO AL CONSUMIDOR DE CARNE DE PORCINO
## $/Kg. AREA METROPOLITANA

| PRODUCTO | 2004 | | | | | | | | | | | | 2005 | | | |
|---|---|---|---|---|---|---|---|---|---|---|---|---|---|---|---|---|
| | Ene | Feb | Mar | Abr | May | Jun | Jul | Ago | Sep | Oct | Nov | Dic | Ene | Feb | Mar | Abr |
| Cabeza de Cerdo | 14.12 | 13.55 | 13.60 | 13.44 | 14.38 | 15.37 | 15.92 | 16.16 | 15.35 | 16.48 | 16.64 | 16.18 | 14.12 | 17.70 | 16.06 | 18.54 |
| Carne Molida de Cerdo | 35.55 | 37.78 | 37.58 | 37.06 | 38.70 | 39.64 | 33.13 | 40.69 | 41.39 | 41.92 | 43.95 | 43.43 | 35.55 | 43.49 | 44.15 | 46.62 |
| Chuleta de Cerdo Ahumada | 46.98 | 47.04 | 47.34 | 47.28 | 50.76 | 54.76 | 55.33 | 56.27 | 55.79 | 55.62 | 55.56 | 57.48 | 46.98 | 55.98 | 55.22 | 55.78 |
| Lomo de Cerdo | 53.11 | 54.35 | 54.10 | 53.59 | 54.66 | 56.54 | 57.96 | 57.29 | 58.70 | 61.05 | 61.10 | 61.24 | 53.11 | 61.23 | 60.89 | 60.89 |
| Milanesa de Cerdo | 42.05 | 40.96 | 41.28 | 41.66 | 42.53 | 44.76 | 44.81 | 45.64 | 46.53 | 47.97 | 47.17 | 47.42 | 42.05 | 48.39 | 47.84 | 48.40 |
| Pata de Cerdo | 15.67 | 14.62 | 15.22 | 15.48 | 17.70 | 18.23 | 16.59 | 15.96 | 16.70 | 15.10 | 15.68 | 15.91 | 15.67 | 18.05 | 19.38 | 15.30 |
| Pierna de Cerdo | 34.67 | 35.40 | 37.86 | 35.84 | 37.06 | 38.43 | 39.55 | 47.40 | 41.08 | 45.56 | 48.20 | 47.41 | 34.67 | 45.67 | 44.10 | 45.07 |

*Fuente: PROFECO*

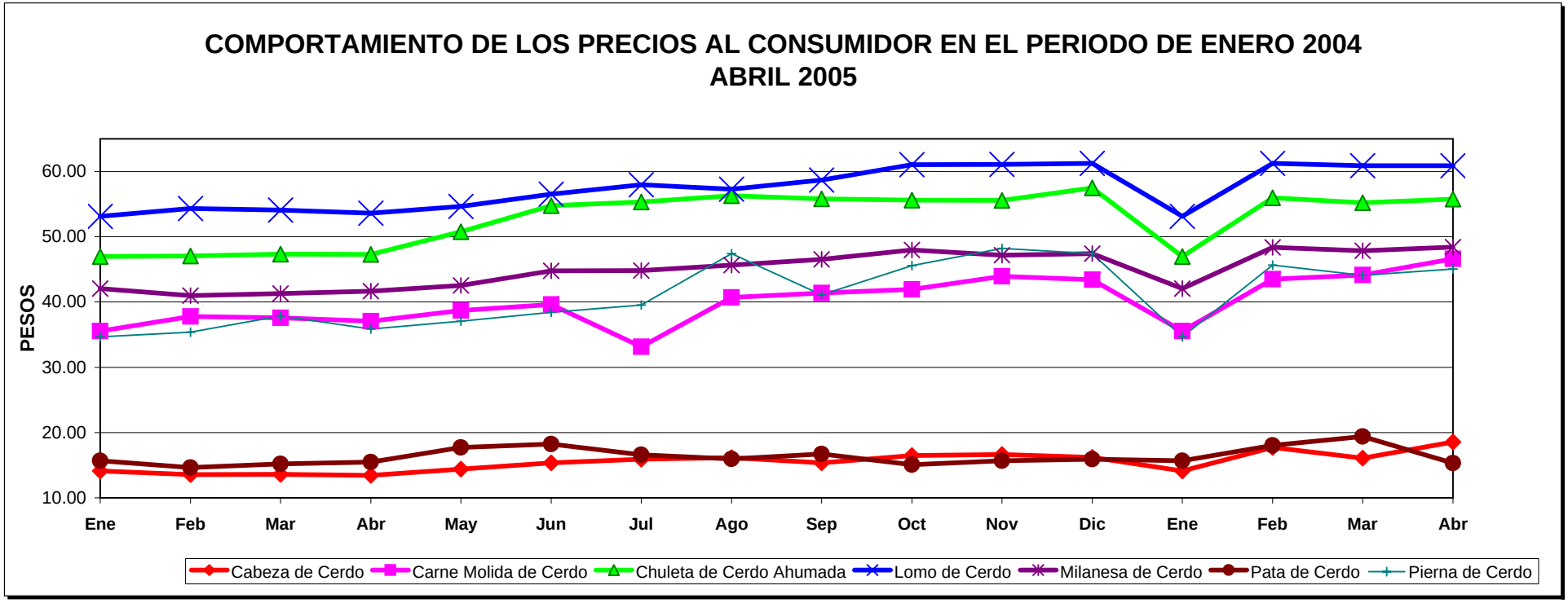


*FUENTE: PROFECO*